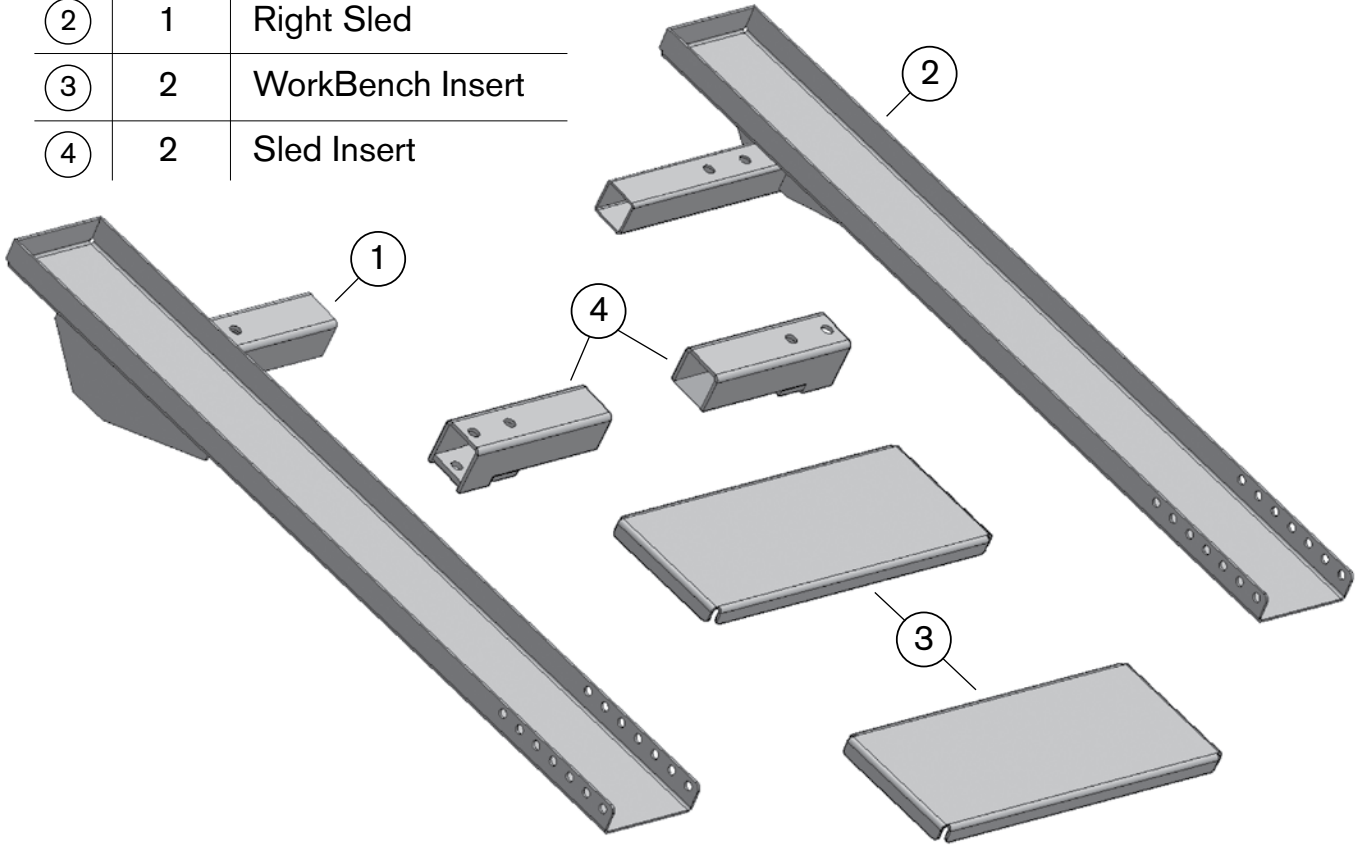


Parts List

Item No.	Qty.	Description
①	1	Left Sled
②	1	Right Sled
③	2	WorkBench Insert
④	2	Sled Insert

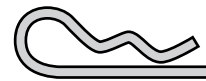


Hardware List


Item No.	Qty.	Description
⑤	2	Clevis Pin
⑥	2	Hair Pin
⑦	2	Cap Screw – M12-1.75 x 65
⑧	2	Nylock Nut – M12-1.75



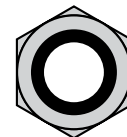
⑤ Clevis Pin



⑥ Hair Pin



⑦ Cap Screw – M12-1.75 x 65



⑧ Nylock Nut – M12-1.75