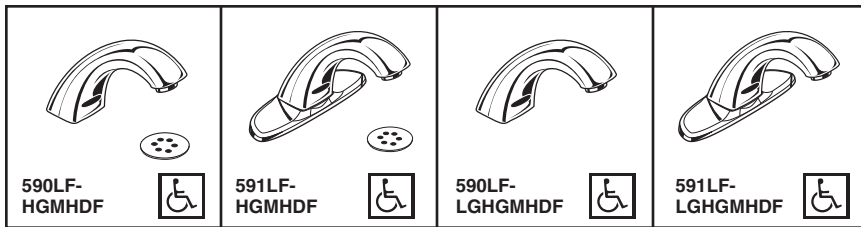
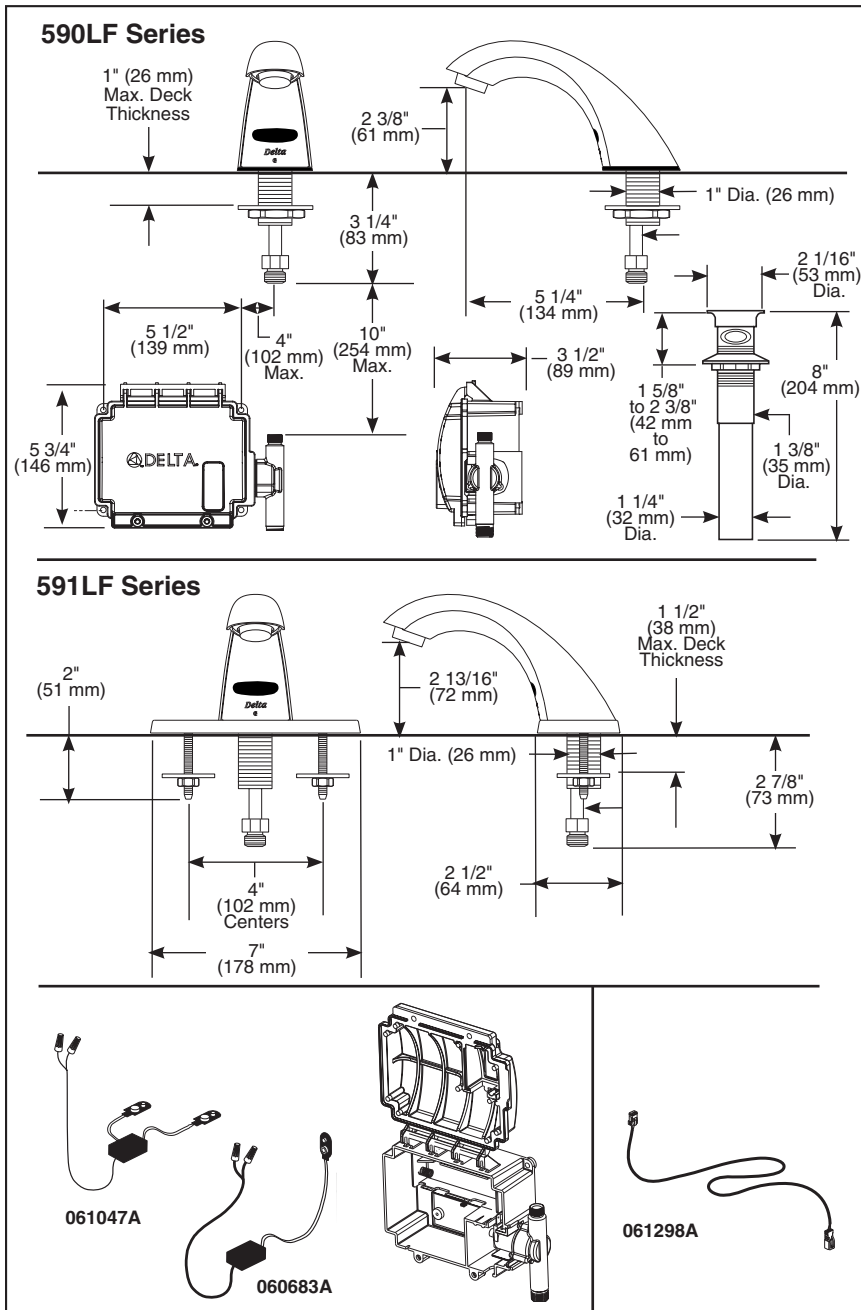


Electronic Lavatory Faucets

HDF[®]
COMMERCIAL



Submitted Model No.: _____
Specific Features: _____



- Innovations[®] Electronic Faucet
- Deck Mount
- Single and 3 Hole Sink Applications
- Electronic Battery Operated
- Convertible to Hardwire Operation

STANDARD SPECIFICATIONS:

- Hands free (touchless) on/off activation.
- **H₂OPTICS[®]** technology. No external adjustments required.
- All metal faucet construction.
- No lift rod hole.
- 0.5 gpm (1.9 L/min) vandal resistant laminar outlet.
- 1.5 gpm (5.94 L/min) vandal resistant spray outlet available (RP31705).
- Powered by 4 "C" batteries.
- Low battery audible beep will activate after faucet shuts off when approximately 1500 cycles remain.
- Operates with a 45 second maximum run time. Will reset once obstruction is removed.
- Serviceable filter screen upstream of the valve.
- Model 591LF Series – 4" (102 mm) centers. 2 1/2" x 7" (64 mm x 178 mm) forged coverplate with locking mechanism (anti-rotation).
- Model 590LF Series – Center mount. Single hole installation.
- Convertible to Hardwire using standard transformer (120VAC to 24VAC) and Delta converter (24VAC to 6.4VDC) (060683A).
- Convertible to Hardwire with Battery Backup using standard transformer (120VAC to 24VAC) and Delta converter (24VAC to 6.4VDC) (061047A). **(See DSP-BB for detailed specification).**
- Optional 24" Extension Cable (061298A).
- Optional 8" Coverplate for field conversion (RP34280).

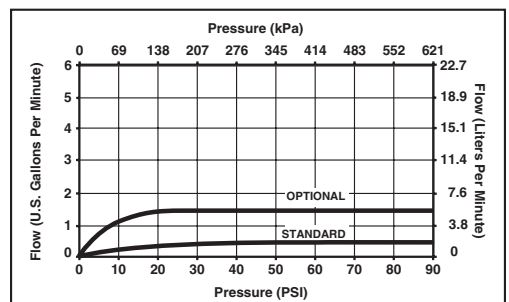
NOTE 1: For optimum performance of this product, we recommend a system pressure between 20 and 80 PSI static. This product will operate up to a maximum of 125 PSI static per ANSI and CSA requirements. However, we do not recommend pressures above 80 PSI. Thermal expansion or leaking pressure reducing valves may require use of expansion tanks or relief valves to ensure your system never exceeds its maximum intended pressure setting.

NOTE 2: Designed for routine 171° F (77°C) disinfection cycles up to 30 minutes.



COMPLIES WITH:

- ASME A112.18.1/CSA B125.1
- ASME A112.18.2/CSA/B125.2
- Indicates compliance to ICC/ANSI A117.1
- Patented
- Verified compliant with .25% weighted average Pb content regulations.



Delta reserves the right (1) to make changes in specifications and materials, and (2) to change or discontinue models, both without notice or obligation. Dimensions are for reference only. See current full-line price book or www.specselect.com for finish options and product availability.