

DESCRIPTION

- Fixed mount showerhead
- Various finishes identified by suffix
- 1/2" IPS connection
- All spray settings deliver a 40% increase in force, for a powerful showering experience.*
- Three uniquely designed sprays also feature a soothing oval pattern for 40% more coverage.

OPERATION

- Eight functions, including pause
- Rotate outer ring to select function

FLOW

- Designed to deliver 1.75 gpm (6.6 L/min) MAX at 80 psi

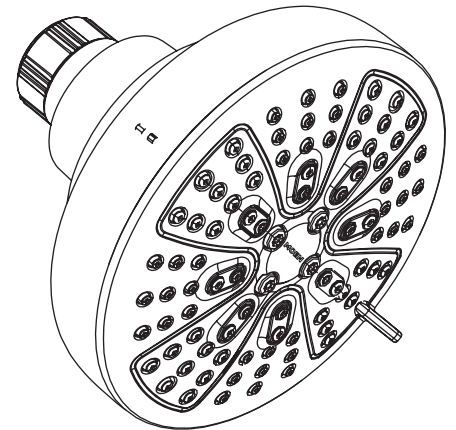
STANDARDS

- Third party certified to meet WaterSense®, ASME A112.18.1/ CSA B125.1 and all applicable requirements referenced therein
- Products marked with 1.75 gpm are compliant with California water efficiency regulations

WARRANTY

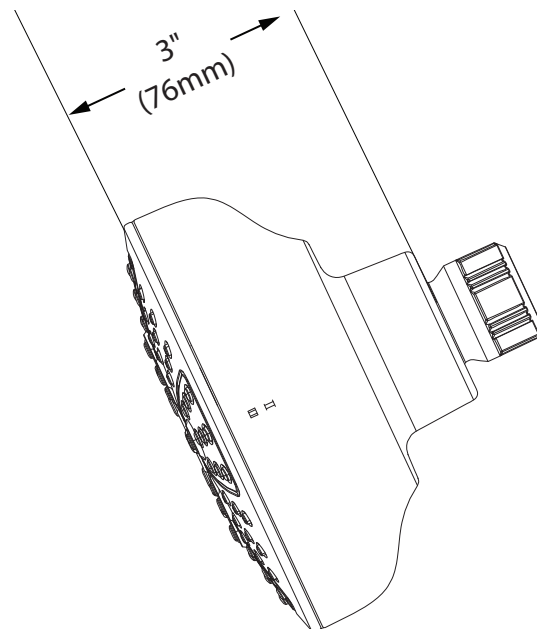
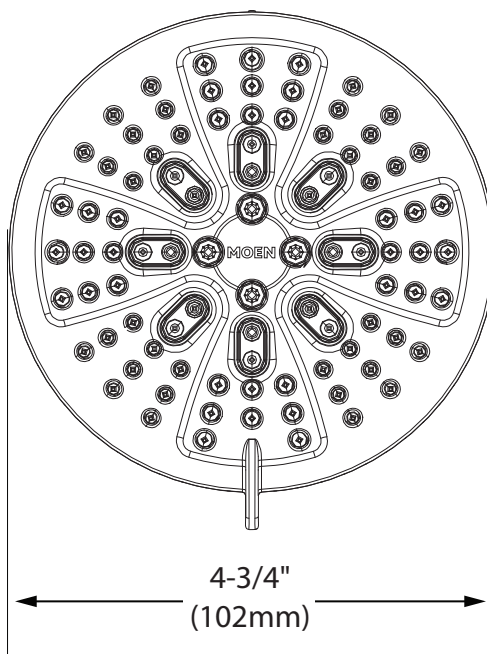
- Lifetime limited warranty against leaks, drips and finish defects to the original homeowner
 - 10 year limited warranty when used in a multifamily installation
 - 5 year limited warranty when used in a commercial installation
- Visit www.moen.com/support for complete details and limitations

* As compared to the minimum EPA WaterSense performance specification for showerheads.



**Hydro Energetix™
8-Function Showerhead**

Model: 200W0 series



CRITICAL DIMENSIONS

(DO NOT SCALE)