
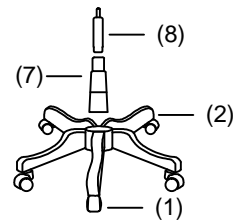


Assembly Instruction
Item No: OFHC0212

6




1



Attach casters (1) to bottom of spider base (2) then insert gaslift (8) to center hole of spider base (2) and attach plastic cover (8) on top of gaslift.

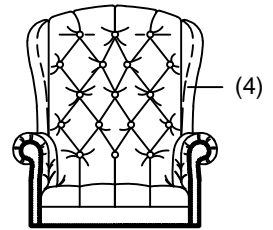
2



Align the male and female metal bracket then insert the back (10) to space between armrest.

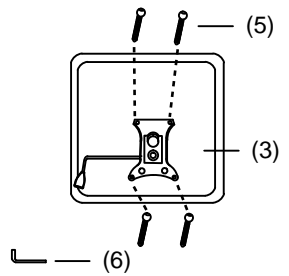
3

Align male and female metal bracket then attach the left and right wing (4) on each side of the back.



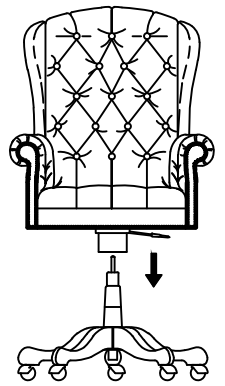
4

Use bolt (5), allen key (6) to attach mechanism (3) to bottom of the seat (9), fasten to secure.



5

Align gaslift with bottom hole of mechanism then push down to secure.

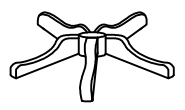


ACCESSORIES


(1)x5



(2)x1



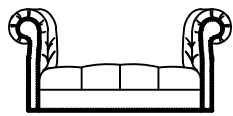
(3)x1




(4)x1



(9)x1



(10)x1



(5)x4



(6)x1



(7)x1



(8)x1

