



Deluxe Framed Sliding Shower Door 5976-48

Features

- Framed, 1/8" (3 mm) thick tempered glass.
- Continuous guide mechanism for smooth, quiet sliding action and easy cleaning.
- Reversible top track and towel bar offer multiple aesthetic options.

Material

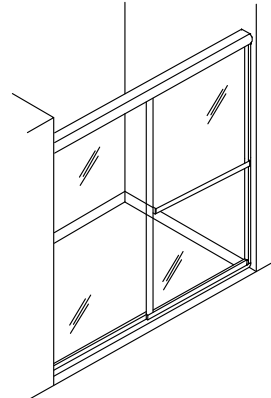
- Anodized aluminum prevents rusting or corrosion.
- Tempered glass ensures maximum safety and durability.

Installation

- Out-of-plumb adjustability allows for simpler installation.
- Can be installed to open to the left or right.

Components

Additional included component/s: Hardware kit.



Codes/Standards

ANSI Z97.1 (Tempered Glass)
CPSC 16CFR 1201


STERLING® Warranty - Bath and Shower Doors

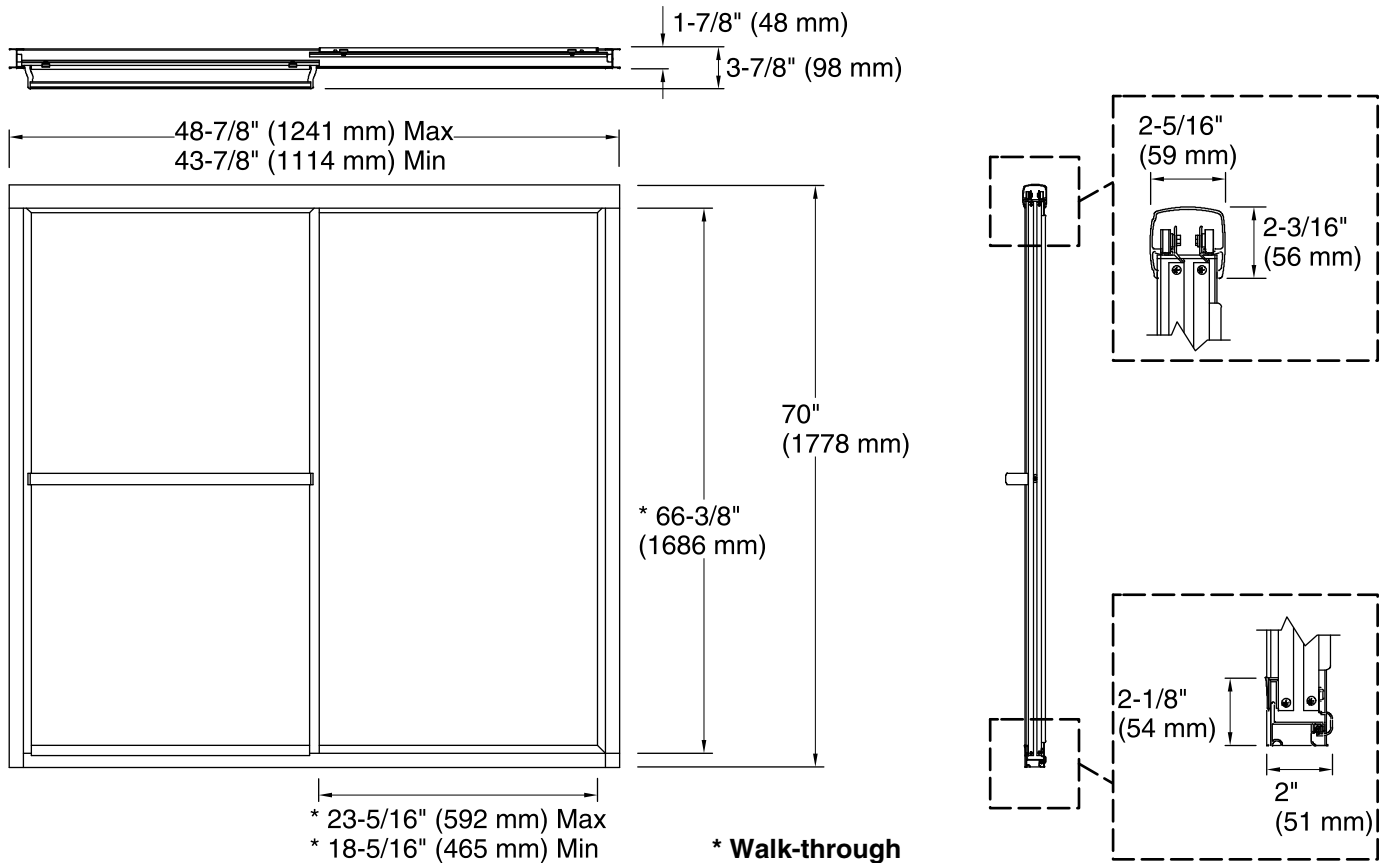
See website for detailed warranty information.

Available Color/Finishes

Color tiles intended for reference only.

| Color | Code | Description |
|-------|------|-------------|
|-------|------|-------------|

- | | | |
|--------------------------------------------------------------------------------------|---|--------|
|  | S | Silver |
| | N | Nickel |



Technical Information

All product dimensions are nominal.

Installation type: For receptor installation

Opening Width - Min: 43-7/8" (1114 mm)

Opening Width - Max: 48-7/8" (1241 mm)

Walk-through - Min: 18-5/16" (465 mm)

Walk-through - Max: 23-5/16" (592 mm)

Glass thickness: 1/8" (3 mm)

Notes

Install this product according to the installation guide.