

DOME



Siren

Thank you for purchasing the DOME Siren, a device that works with your Z-Wave Certified Controller to alert you with sounds and built-in LED's to security threats and problems such as leaks and fires. It can also sound a mild chime when doors or windows open to let you know when people come and go.




Figure 1 - Siren Front

Opening the Siren:

1. Twist the back plate clockwise (to the right.)
2. Pry off the Back Plate.

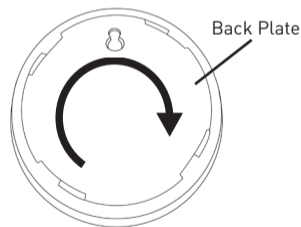


Figure 2 - Removing the Back Plate

Including/Connecting into the Z-Wave Network:

Follow the instructions for your Z-Wave certified Controller to enter inclusion mode.

When prompted by the Controller:

1. For proper inclusion, bring the Siren to within 10 feet of your Controller. After inclusion, the device can be moved to any desired location.
2. Remove the Back Plate of the Siren.
3. Remove the Battery Tabs.
4. Press the Connect Button quickly 3 times in a row.

The LED Ring will flash five times indicating inclusion.

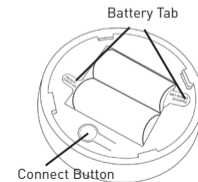


Figure 3 - Inside the Siren

Excluding/Disconnecting from the Z-Wave Network:

Follow the instructions for your Z-Wave certified Controller to enter exclusion mode.

When prompted by the Controller:

1. Remove the Back Plate of the Siren.
2. Press the Connect Button quickly 3 times in a row.

The LED Ring will flash five times indicating exclusion/disconnection.

Restoring the Siren to the Factory Default Settings:

To disconnect from the Z-Wave Network and restore factory default settings:

1. Open the Back Plate and make sure the Siren is powered.
2. Hold the Connect Button for 10 seconds until the LED Ring blinks once, then release the button.

Only do this if the controller is disconnected or otherwise unreachable!

Installation:

The Siren can be installed by either using the pre-applied double-stick tape or by hanging it on a wall using the hardware enclosed in the box.

If attaching with the enclosed hardware:

1. Secure the screw into the wall and slide the Siren over it making sure the screw head goes into the Mounting Hole.

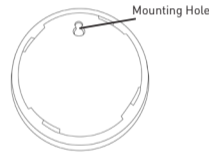


Figure 4 - Siren Back

2. Pull the Siren down slightly and the screw will lock in place.

To remove the Siren from the wall, lift up slightly then pull away from the wall.

NEED HELP? CONTACT DOME CUSTOMER SERVICE

If you have questions, our trained Customer Service Department is happy to assist you 24 hours a day, 7 days a week. Contact Dome Customer Service as follows: • In North America dial: 1-855-249-1754 • Email Dome at support@domeHA.com

DO NOT RETURN THIS PRODUCT TO THE STORE OR WEBSITE FROM WHICH IT WAS PURCHASED If you believe the product is defective, has a missing or broken part or are having difficulty with it please contact Dome as listed above for a quick and efficient solution to the problem.

Legal Notices: This device complies with part 15 of the FCC rules. Operation is subject to the following two conditions (1) This device may not cause harmful interference, and (2) this device must accept any interference received, including interference that may cause undesired operation.

Note: This equipment has been tested and found to comply with the limits for a Class B digital device, pursuant to part 15 of the FCC Rules. These limits are designed to provide reasonable protection against harmful interference in a residential installation. This equipment generates, uses and can radiate radio frequency energy and, if not installed and used in accordance with the instructions, may cause harmful interference to radio communications.

However, there is no guarantee that interference will not occur in a particular installation. If this equipment does cause harmful interference to radio or television reception, which can be determined by turning the equipment off and on, the user is encouraged to try to correct the interference by one or more of the following measures: Reorient or relocate the receiving antenna; increase the separation between the equipment and the receiver; connect the equipment into an outlet on a circuit different from that to which the receiver is connected. Consult the dealer or an experienced radio/TV technician for help.

This device complies with Industry Canada license-exempt RSS standard(s). Operation is subject to the following two conditions: (1) this device may not cause interference, and (2) this device must accept any interference, including interference that may cause undesired operation of the device.

1 Year Limited Warranty

Elexa Consumer Products, Inc. ("ECP") warrants to the original retail purchaser ("Purchaser") that the DOME Siren (the "Product") will be free of defects in materials or workmanship under use for one (1) year from the date of purchase (the "Warranty period").

For the Purchaser only, if the Product fails to perform as specified during the Warranty Period due to defective parts or faulty workmanship, ECP will repair or replace the defective or damaged parts of the Product. Normal wear and tear is not covered nor is abnormal use, misuse, mishandling, faulty installation, improper shipping, damage caused by disasters such as fire, flood or earthquake, neglect, accident or tampering. This warranty covers only normal use in the United States or Canada.

To obtain warranty service during the Warranty Period, call Dome Customer Service (1-855-249-1754) or email: support@domeHA.com for instructions on sending damaged parts and documentation for a Return Material Authorization (RMA). Products returned to ECP for repair or replacement without authorization will be returned at the sender's expense. All warranty claims must be accompanied by a legible copy of the original receipt showing date and details of purchase. The RMA number must be clearly written on the side of the shipping container in which you return the Product or defective parts. Unless otherwise instructed by ECP, the Product must be sent freight pre-paid to the following address:

Elexa Consumer Products, c/o Promac,
1153 Timber Dr., Elgin, IL 60123

ECP will repair or replace the defective parts and return them at ECP's cost by a shipping method selected by ECP. When contacting ECP to obtain an RMA, Purchaser may request expedited return shipping at Purchaser's expense.

THIS WARRANTY IS NOT TRANSFERABLE, AND, TO THE MAXIMUM EXTENT PERMITTED BY APPLICABLE LAW IS IN LIEU OF ALL OTHER WARRANTIES, REPRESENTATIONS AND CONDITIONS, EXPRESSED OR IMPLIED, STATUTORY OR OTHERWISE, INCLUDING BUT NOT LIMITED TO THE IMPLIED WARRANTIES OF MERCHANTABILITY AND FITNESS FOR A PARTICULAR PURPOSE. NO OTHER PERSON OR REPRESENTATIVE IS AUTHORIZED TO MAKE ANY OTHER WARRANTY ON BEHALF OF ECP OR ASSUME FOR ECP ANY OTHER LIABILITY IN CONNECTION WITH THE SALE OF THIS PRODUCT. IN NO EVENT WILL ECP BE LIABLE FOR ANY DAMAGES, INCLUDING BUT NOT LIMITED TO INCIDENTAL, SPECIAL OR CONSEQUENTIAL DAMAGES ARISING OUT OF THE USE OR INABILITY TO USE THE PRODUCT, INCLUDING DAMAGES DUE TO ECP'S NEGLIGENCE.

THIS WARRANTY GIVES YOU SPECIFIC LEGAL RIGHTS, AND YOU MAY ALSO HAVE OTHER RIGHTS WHICH VARY FROM STATE TO STATE AND COUNTRY TO COUNTRY.

CORRECT DISPOSAL OF BATTERIES IN THIS PRODUCT

This marking on the product, accessories or literature indicates that the product and its electronic accessories should not be disposed of with other household waste.

To prevent possible harm to the environment or human health from uncontrolled waste disposal, please separate these items from other types of waste and recycle them responsibly to promote the sustainable reuse of material resources.

Household users should contact either the retailer where they purchased this product, or their government office, for details of where and how they can take these items for environmentally safe recycling.

Business users should contact their supplier and check the terms and conditions of the purchase contract. This product and its electronic accessories should not be mixed with other wastes for disposal.

This marking on the battery, manual or packaging indicates that the batteries in this product should not be disposed of with other household waste. Where marked, the chemical symbols Hg, Cd or Pb indicate that the battery contains mercury, cadmium or lead above the reference levels in EC Directive 2006/66. If batteries are not properly disposed of, these substances can cause harm to human health or the environment.



©2016 Elexa Consumer Products, Inc.
2275 Half Day Rd., Suite 333
Bannockburn, IL 60015

www.domeHA.com

