




# Instruction Manual

**IMPORTANT:** Please read this instruction carefully before assembly and save these instruction for future use.

## ASSEMBLY:




- 1) Unfold the wreath with the front facing down on a flat surface. At the two hinges on both sides, tighten two screws with nuts on each side.
- 2) Straighten the branches on the wreath. Shape the branches by pointing them in the same direction.
- 3) After shaping the wreath, step back and take an overall look. Shift branches to fill any gaps.
- 4) Plug the transformer into the wall outlet.



## Troubleshooting

If the lights do not work:

- 1) Ensure the power outlet is working correctly. Check whether the cord is properly plugged into the outlet.
- 2) Check that all bulbs are tightly fitted inside their respective holders.
- 3) If a bulb is not working, replace the faulty bulb as shown in the figures below. Use the replacement bulbs provided.



## ⚠ CAUTION:

1. Read all instructions and warning tags carefully.
2. For indoor and covered outdoor use only.
3. Do not place near gas or electric heaters, radiators, fireplaces, candles or other similar sources of heat.
4. Do not install near fountains, bathtubs, sinks or other wet areas.
5. Do not overload extension cords or power bars; see ratings on these devices and check the rating labels on the wreath for compatibility.
6. Do not place in uncovered area where there is prolonged exposure to sunlight or where rain/snow accumulates on the wreath.
7. This is a Christmas decoration. This is not a toy. Keep out of the hands of small children.
8. For festive use only, not intended for consecutive use over 90 days each season.
9. This appliance is not intended for use by persons (including children) with reduced physical, sensory or mental capabilities, or lack of experience and knowledge, unless they have been given supervision or instruction concerning use of the appliance by a person responsible for their safety.
10. Children should be supervised to ensure that they do not play with the appliance.
11. The supply cord cannot be replaced. If the cord is damaged the appliance should be scrapped.
12. Only use the transformer that comes with this product.
13. Unplug the product when leaving the house, when retiring for the night, or if left unattended.



Warning: Changes or modifications to this unit not expressly approved by the party responsible for compliance could void the user's authority to operate the equipment.

NOTE: This device complies with Part 15 of the FCC Rules. Operation is subject to the following two conditions: (1) this device may not cause harmful interference, and (2) this device must accept any interference received, including interference that may cause undesired operation.

This equipment has been tested and found to comply with the limits for a Class B digital device, pursuant to Part 15 of the FCC Rules. These limits are designed to provide reasonable protection against harmful interference in a residential installation. This equipment generates, uses and can radiate radio frequency energy and, if not installed and used in accordance with the instructions, may cause harmful interference to radio communications.

However, there is no guarantee that interference will not occur in a particular installation. If this equipment does cause harmful interference to radio or television reception, which can be determined by turning the equipment off and on, the user is encouraged to try to correct the interference by one or more of the following measures:

Reorient or relocate the receiving antenna.

Increase the separation between the equipment and receiver.

Connect the equipment into an outlet on a circuit different from that to which the receiver is connected.

Consult the dealer or an experienced radio/TV technician for help.

Please read assembly instructions. The parts for this product have been carefully inspected and packed. If you have any questions or problems regarding this product, please call The Home Depot hotline **1-855-247-9278** for further assistance.

Distributed By:

The Home Depot USA

2455 Paces Ferry Road, N.W.

Atlanta, GA 30339

For Assistance, Call:

1-877-527-0313

SAVE THESE INSTRUCTIONS

**Made in China**