

Direct Burial Lamp Post Installation Guide

PLEASE READ ALL INSTRUCTIONS CAREFULLY BEFORE INSTALLING FIXTURES.



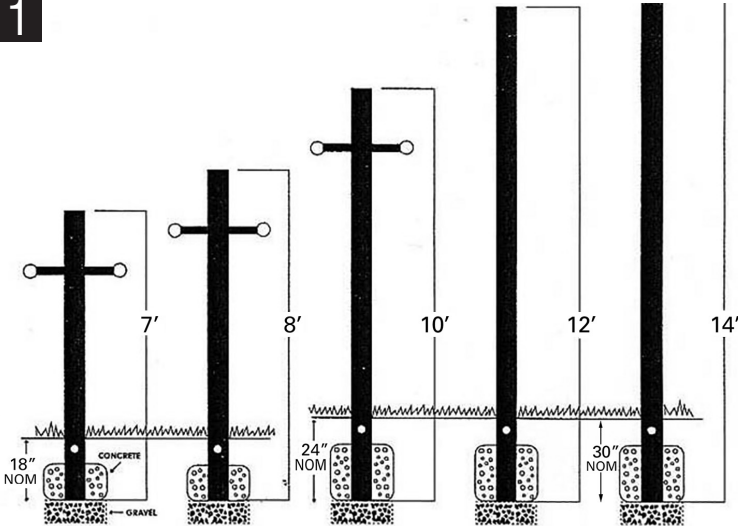
CAUTION: DISCONNECT POWER AT THE BREAKER BOX BEFORE BEGINNING INSTALLATION

TURNING OFF POWER AT THE SWITCH ALONE IS INADEQUATE TO INSURE YOUR SAFETY

FAILURE TO PROPERLY DISCONNECT THE MAIN POWER SUPPLY MAY RESULT IN SERIOUS INJURY

- We strongly recommend that you check your local wiring codes and consult an electrical contractor before installing post.
- We do not guarantee this method of installation satisfies your particular local building codes. Call local municipality.
- Before starting any digging project, call 811 to prevent against unintentionally hitting any underground utility lines.

1



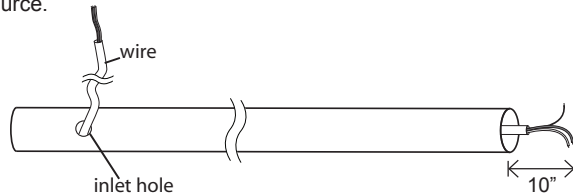
Dig a hole 12" - 15" in diameter to the depth shown in the diagram to the left. Consult local codes.

Dig an additional 6" depth and pour in 6" of gravel for drainage purposes.

Dig trench from power source to lamp post hole. Check local codes for trench depth.

2

Lay pole on ground and feed power line (not included) beginning through the inlet hole to top of pole. Allow 10" of extra wire at top of pole and leave remainder of wire at the bottom for connection to power source.

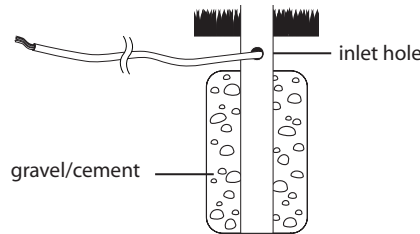


3

Place pole in center of hole and fill with gravel or cement to just below the inlet hole as shown below. Check local codes.

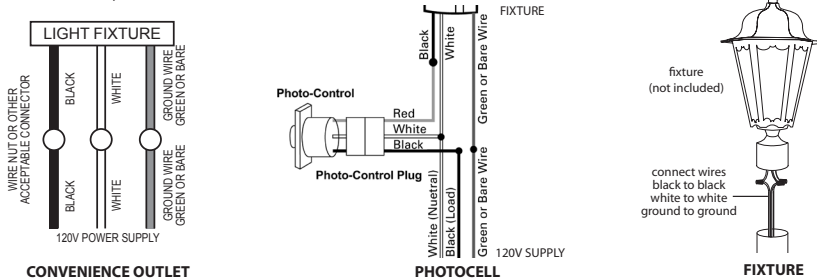
Run the remainder of the power line through trench to connect to power source.

Bury the power line and pole base.



4


Connect convenience outlet, photocell, and fixture, if purchased. (Wire nuts not included)
NOTE: IF YOU PREFER THE CONVENIENCE OUTLET TO BE CONTROLLED BY PHOTOCELL, CONNECT PHOTOCELL FIRST.



5

Insert crossarm, if purchased.

Turn on power.



SAFETY NOTE: Selecting a post for performance and safety requires a full understanding of various factors and conditions. Professional engineering assistance in selecting a post is highly recommended. Purchaser is responsible for meeting any and all codes or requirements. If you choose a post without getting such assistance, you do so at your own risk.