



Item #468-268

614-485

462-071

462-098

Model #13-0013-4WHD

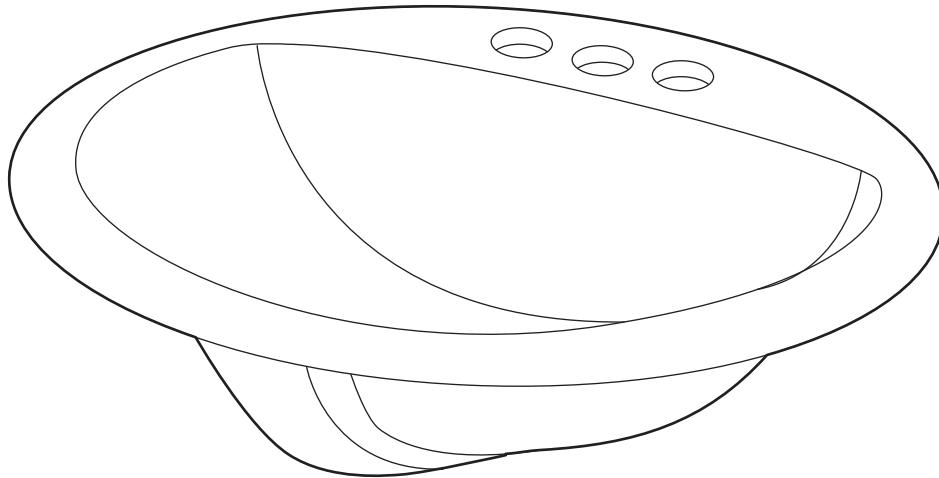
13-0013-4BHD

13-0012-4WHD

13-0012-4BHD

USE AND CARE GUIDE

ARAGON DROP-IN BATHROOM SINK



Questions, problems, missing parts? Before returning to the store,
call Glacier Bay Customer Service
8 a.m. - 6 p.m., EST, Monday-Friday

1-855-434-5224

HOMEDEPOT.COM


THANK YOU

We appreciate the trust and confidence you have placed in Glacier Bay through the purchase of this sink. We strive to continually create quality products designed to enhance your home. Visit us online to see our full line of products available for your home improvement needs. Thank you for choosing Glacier Bay!

Table of Contents

Table of Contents.....	2	Pre-Installation.....	3
Safety Information.....	2	Installation.....	4
Warranty.....	2	Care and Cleaning.....	4

Safety Information

 **WARNING:** Handle with care. Vitreous chinaware is glass-like with sharp edges if broken. Do not drop, handle roughly, or overtighten bolts.

NOTICE: Observe local plumbing and building codes.

Lifetime Limited Warranty

Glacier Bay products are manufactured with superior quality standards and workmanship and are backed by our limited lifetime warranty. Glacier Bay products are warranted to the original consumer purchaser to be free of defects in materials or workmanship. We will replace **FREE OF CHARGE** any product or parts that proves defective. Simply, return the product / part to any of The Home Depot retail locations or call 1-855-HD Glacier (1-855-434-5224) to receive the replacement item. Proof of purchase (original sales receipt) from the original consumer purchaser must be made available for all Glacier Bay warranty claims.

This warranty excludes incidental/inconsequential damages and failures due to misuse, abuse or normal wear and tear. This warranty excludes all industrial, commercial & business usage, whose purchasers are hereby, extended a five year limited warranty from the date of purchase, with all other terms of this warranty applying except the duration of warranty.

Some states and provinces do not allow the exclusion or limitation of incidental or consequential damages, so the above limitations may not apply to you. This warranty gives you specific legal rights and you may also have other rights that vary from state to state and province to province. Please see a store or contact 1-855-HD Glacier for more details.

Pre-Installation

PLANNING INSTALLATION

Place the drop-in sink into the hole in the counter top to verify it is the correct size. Use a carpenter level to make sure the sink is level and seated in the desired position, and then remove the sink from the hole.



NOTE: It is recommended to practice the proper insertion two or three times before applying sealant.

Place the bowl onto a soft surface to avoid scratches, and install the faucet according to the manufacturer's instructions.

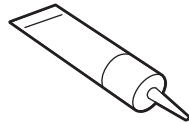


CAUTION: Do not overtighten the faucet's mounting nuts onto the sink. Severe damage may occur.

TOOLS REQUIRED

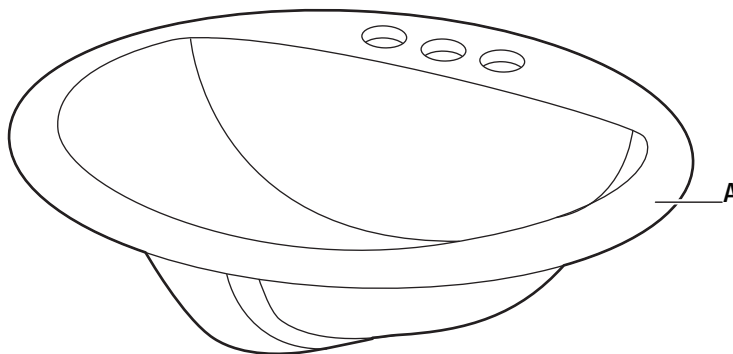


Carpenter level



Sealant

PACKAGE CONTENTS

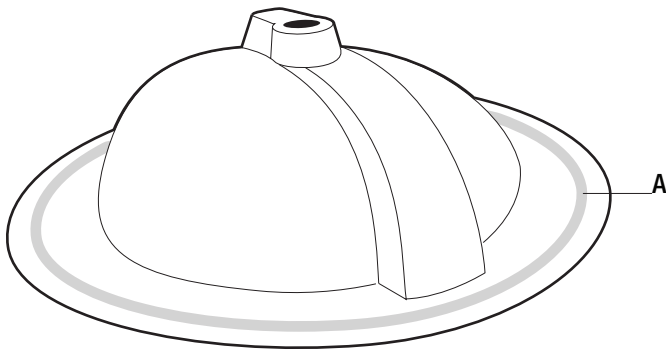


Part	Description	Quantity
A	Drop-in sink	1

Installation

1 Applying sealant

- Turn the sink (A) upside down and make sure the surface to be sealed is clean, dry, soap free, oil free, and grease free.
- Apply a layer of sealant onto the rim.

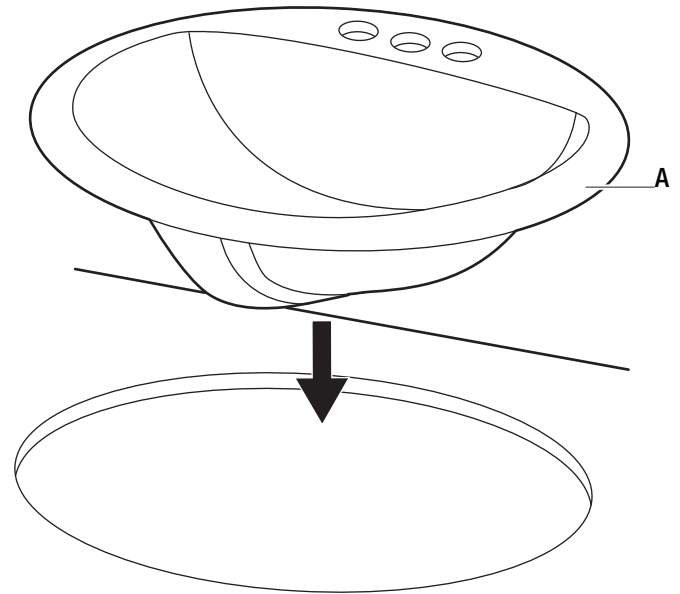


2 Inserting the Sink

- Turn the sink (A) over and gently lower it into the hole.
- Wipe excess sealant with a clean, damp cloth, leaving a smooth and evenly beveled edge around the sink (A).
- If there is a gap, apply more sealant immediately.



NOTE: It is recommended that you let the sealant dry for four hours before connecting the fittings to the supply lines and the drain. This may cause the bowl to shift from its original position.



Care and Cleaning

For best results in caring for your sink, we suggest the following:

- Clean the outside surface with mild soap, warm water, and a soft cloth.
- On stubborn stains, use a powdered detergent and damp sponge or nylon scouring pad.
- Never use abrasive scouring powders, cleansers, or pads because they will scratch, damage, and dull the surface.



Questions, problems, missing parts? Before returning to the store,
call Glacier Bay Customer Service
8 a.m. - 6 p.m., EST, Monday-Friday

1-855-434-5224

HOMEDEPOT.COM

Retain this manual for future use.