

FEATURES & SPECIFICATIONS

INTENDED USE — LBL provides a digital lighting platform to deliver general ambient lighting for surface-mount applications. Light engine delivers long life and excellent color to ensure a sound quality, low-maintenance light installation.

CONSTRUCTION — Metal parts are die formed from code-gauge steel. Prismatic diffuser is 100% acrylic with sonically welded luminous ends. Continuous side flanges on fixture body provide light trap and continuous diffuser support to prevent accidental opening and simplify maintenance.

Finish: Five-stage iron phosphate pretreatment assures superior paint adhesion and rust resistance.

Painted parts finished with high-gloss, high-reflectivity baked white polyester enamel (low VOC).

OPTICS — Curved prismatic diffuser with linear side prisms and highly transmissive overlay minimizes lamp image and provides high-angle brightness control. Luminous end plates soften appearance for improved aesthetics.

ELECTRICAL — Long-life LEDs, coupled with high-efficiency drivers, provide extended service life. LBL is rated to deliver L70 performance at 50,000 hours.

LISTINGS — CSA certified to U.S. and Canadian standards. Damp listed.

DesignLights Consortium® (DLC) qualified product. Not all versions of this product may be DLC qualified. Please check the DLC Qualified Products List at www.designlights.org/QPL to confirm which versions are qualified.

WARRANTY — 5-year limited warranty. Complete warranty terms located at www.acuitybrands.com/CustomerResources/Terms_and_conditions.aspx

Note: Specifications subject to change without notice.

Catalog Number
Notes
Type

Contractor Select

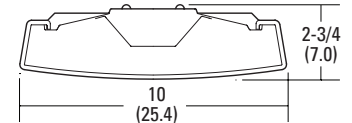
LED Wraparound

2' and 4'
LED



Specifications

Length: 24 (61.0)
48 (122.0)
Width: 10 (25.4)
Depth: 2-3/4 (7.0)



All dimensions are inches (centimeters) unless otherwise indicated.

MOUNTING DATA

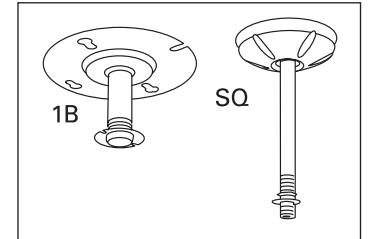
For unit or row installation, surface or stem mounting. Stem mounting not available on TLB units.

Individual Installation —

Two single-stem hangers required.

Row Installation —

One hanger per fixture plus one row required.



ORDERING INFORMATION

Catalog Number	UPC	Description	Lumens	Color temperature	Lens type	Voltage	Wattage	Pallet qty	Standard carton qty
LBL2 LP835	753573917564	2' LED Wraparound	2,000	3500K	Patterned #12 acrylic	120-277	26	112	1
LBL2 LP840	753573917595	2' LED Wraparound	2,000	4000K	Patterned #12 acrylic	120-277	26	112	1
LBL4 LP835	753573917601	4' LED Wraparound	4,000	3500K	Patterned #12 acrylic	120-277	50	56	1
LBL4 LP840	753573917632	4' LED Wraparound	4,000	4000K	Patterned #12 acrylic	120-277	50	56	1
LBL4 347 LP835	753573917649	4' LED Wraparound	4,000	3500K	Patterned #12 acrylic	347	50	56	1
LBL4 347 LP840	820476010279	4' LED Wraparound	4,000	4000K	Patterned #12 acrylic	347	50	56	1

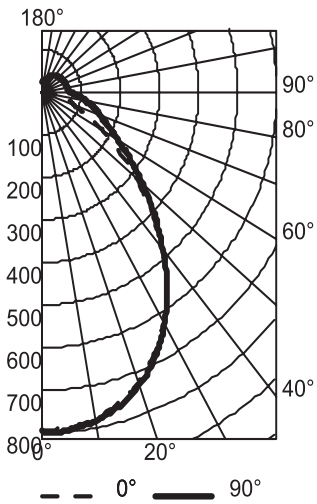
Notes

- 347V option not available.
- Non-stock standard manufacturing lead times apply. Step-down transformer will not fit in LBL2.

LBL LED Wraparound

PHOTOMETRICS

LBL2 LP835, 2010.5 delivered lumens, test no. LTL22712, tested in accordance to IESNA LM-79.



CP Summary

	0°	90
0°	796	796
5°	791	796
15°	756	763
25°	678	685
35°	555	557
45°	395	406
55°	240	276
65°	123	186
75°	67	136
85°	23	92
90°	3	74

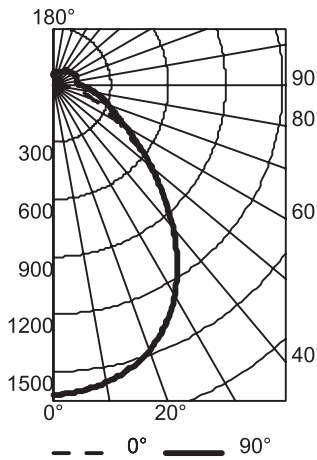
Coefficients of Utilization

RCR	pf	Coefficients of Utilization									
		80%			70%			50%			
	pc	pw	70%	50%	30%	50%	30%	10%	50%	30%	10%
0	116	116	116	112	112	112	105	105	105		
1	106	102	98	98	95	91	92	89	86		
2	97	90	83	87	81	76	82	77	73		
3	90	80	72	77	70	65	73	67	62		
4	83	71	63	69	62	56	65	59	54		
5	76	64	56	63	55	49	59	53	47		
6	71	58	50	57	49	43	54	47	42		
7	66	53	45	52	44	39	49	43	38		
8	62	49	41	48	40	35	45	39	34		
9	58	45	37	44	37	32	42	35	31		
10	54	42	34	41	34	29	39	33	28		

Zonal Lumen Summary

Zone	Lumens	% Lamp	% Fixture
0° - 30°	601	29.9	29.9
0° - 40°	947	47.1	47.1
0° - 60°	1472	73.2	73.2
0° - 90°	1773	88.2	88.2
90° - 120°	120	6.0	6.0
90° - 130°	156	7.8	7.8
90° - 150°	211	10.5	10.5
90° - 180°	238	11.8	11.8
0° - 180°	2010	100.0	100.0

LBL4 LP835, 4050.9 delivered lumens, test no. LTL22675, tested in accordance to IESNA LM-79.



CP Summary

	0°	90
0°	1620	1620
5°	1609	1608
15°	1541	1538
25°	1389	1384
35°	1132	1128
45°	811	814
55°	509	544
65°	295	358
75°	155	262
85°	51	174
90°	6	140

Coefficients of Utilization

RCR	pf	Coefficients of Utilization									
		80%			70%			50%			
	pc	pw	70%	50%	30%	50%	30%	10%	50%	30%	10%
0	116	116	116	112	112	112	105	105	105		
1	107	102	98	99	95	92	92	89	87		
2	98	90	84	87	81	77	82	77	73		
3	90	80	72	78	71	65	73	67	63		
4	83	72	64	70	62	56	66	59	54		
5	77	65	56	63	55	49	60	53	48		
6	71	59	50	57	49	44	54	47	42		
7	66	53	45	52	44	39	50	43	38		
8	62	49	41	48	40	35	46	39	34		
9	58	45	37	44	37	32	42	36	31		
10	54	42	34	41	34	29	39	33	28		

Zonal Lumen Summary

Zone	Lumens	% Lamp	% Fixture
0° - 30°	1223	30.2	30.2
0° - 40°	1929	47.6	47.6
0° - 60°	2995	73.9	73.9
0° - 90°	3595	88.7	88.7
90° - 120°	235	5.8	5.8
90° - 130°	303	7.5	7.5
90° - 150°	401	9.9	9.9
90° - 180°	456	11.3	11.3
0° - 180°	4051	100.0	100.0