



Foot Massager with Heat & FIR **AB-765**



Thank you for your purchase. Please read this instructions manual thoroughly before use and keep in a safe place.

INTRODUCTION

Foot Massager with Heat & FIR

Due to the changes in environment, combined with increased pace of today's lifestyle, many face the increase of pressure, mental tension and fatigue, resulting in long-standing discomfort.

Preventive health care is something that everyone should pay more attention to. The Chinese has long believed that "foot massage" is the best weapon in preventive health care. It helps relieve fatigue, promotes good health and protects overall quality of life.

The sole of foot consists of many reflex zones but are usually not stimulated. Through regular massage of stimulating the soles, one can effectively relieve fatigue, ease discomfort and increase overall health.

This unit combines traditional massage techniques with modern infrared and heat wave technology. Easy and convenient to use, without any side effects. Use frequently to regulate the body from the inside. Enjoy a deep-kneading massage to relieve stress and improve blood flow - all at the touch of a button.

SPECIFICATIONS

Model: AB-765

Description: Foot Massager with Heat & FIR (Far-Infrared)

Voltage: 120V/60Hz

Speed: High/Medium/Low (manual mode)

Power: 40W

Auto-Timer: 15 minutes

Unit Dimension: 22.75W x 13.25D x 10.24H inches

Unit Weight: 12.79 lbs



FEATURES

Ergonomic Design

Ergonomically designed to target sensitive points of the calf region and soles of feet.

8 Automatic Massage Programs

Includes various combinations of kneading, squeezing and rolling massages, to relieve tension and improve circulation.

Multiple Massage Heads

Targets various reflex points on soles of feet as well as the sides, achieving positive reflexology effects.

Convenience

Use the massager anytime and anywhere. Use 10-15 minutes a day for a healthier you.

Micro-Computerized Controls

8 automatic programs - 3 massage modes - Far Infrared - Heating

Personalize It

Set to manual program and select the mode you enjoy most.

Energy Saving & Cost Effective

Uses only 40 watts of power.

SAFETY PRECAUTIONS



1. Do not use 30 minutes before or after a meal.
2. Do not eat or drink while using the massager.
3. Do not exceed 30 minutes each session.
4. Recommended to drink a cup of room temperature water after each use.
5. Consult your physician before use if you have a serious medical condition such as cancer, osteoporosis, diabetes, heart disease, etc; or if you are pregnant.
6. Do not use with other medical devices.

CAUTION

1. Check that the voltage corresponds with the specification indicated for the unit.
2. Do not connect/disconnect the AC plug from the electrical outlet with wet hands.
3. Keep unit on a solid and leveled surface. Keep away from flammables.
4. Do not stand or sit on the unit.
5. Do not place any objects or exert excessive pressure on the foot beds.
6. Do not use with wet feet or in an excessively humid environment, such as the bathroom.
7. Do not use massager without the fabric cover or if cover is torn.
8. Do not let children, or persons who are not capable of handling equipment, operate the unit.
9. Do not cover the unit during operation, unit may overheat.
10. Do not use if the electrical outlet is damaged or loose. Contact Sunpentown.

MAINTENANCE

1. Unplug unit from outlet before cleaning/maintenance.
2. Do not use benzene, thinner or any other abrasive solvent.
3. Use a dry cloth when cleaning the housing.
4. When not in use for a long period of time, it is advised to store unit in a dust and moisture free environment.
5. Handle unit with care, do not drop or place heavy items on top.
6. Periodically, detach and wash the fabric cover for good hygiene.
7. Do not store unit near intense heat or open flame. Do not leave unit under direct sunlight.

OPERATING INSTRUCTIONS

Before connecting power, check that the voltage corresponds with the required 120V. Once power is connected, unit will beep once and all indicator lights will illuminate for 1~2 seconds then dim. Power indicator will begin to flash, unit is now in standby mode.

POWER

Press POWER to turn unit on. Unit defaults in P1 auto-program.

AUTO

Press to select one of 8 auto-programs.

CUSTOM

Press to select concentrated massage on the toes, arch or heel.

FIR/HEAT

- Press once to turn on Far-Infrared function.
- Press again to turn on Heating function.
- Press again to turn on both Far-Infrared and Heating functions.
- Press the fourth time to turn functions off.

Note: Works with all functions.

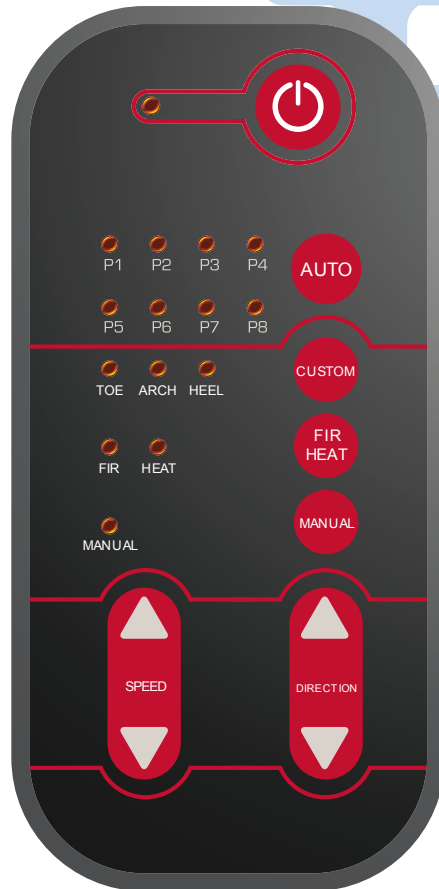
MANUAL


Press to enter manual mode

- **SPEED:** Press ▲ or ▼ to select speed (3 speeds).
- **DIRECTION:** Press ▲ or ▼ to change direction.

NOTE

- Each massage session is set for 15 minutes. When function is changed, unit will restart the 15-minute timer.
- Pressing the POWER button during a massage will end the session, unit will return to standby mode (with power indicator flashing).
- **CAUTION:** To prolong the life of this massager, do not unplug power while unit is operating. Always press the POWER button to stop function then unplug.





Your Guarantee

If this product is found to be faulty as a result of faulty materials or workmanship within one year from date of purchase, it will be repaired free of charge.

This guarantee is subject to the following terms:


- Sunpentown must be notified of the fault.
- Proof of purchase must be presented to Sunpentown's nominated representative.
- The warranty will be void if the product is modified, misused or repaired by an unauthorized person.
- The warranty after repair will not be extended beyond the original one-year period.
- All replacement parts will be new or reconditioned.
- Parts, which are replaced, become the property of Sunpentown.
- The warranty applies for the use of the product in the USA only.

What is NOT COVERED:

- Warranty does not include freight charges.
- Damage due to installation error, product abuse and/or misuse.
- Incidental or consequential damage caused by possible defects with this product.
- Labor cost incurred for the installation and/or removal of a possible defective unit.
- Damage to product caused by improper power supply voltage, accident, fire, floods or acts of nature.
- Failure of product resulting from unauthorized modifications to the product.
- Improper installation or failure to perform the necessary maintenance.
- Normal wear and tear on parts or replacement of parts designed to be replaced.
- Damage to personal property from use of product.
- Replacement or repair of household fuses, circuit breakers, wiring or plumbing.

This GUARANTEE is in addition to your Statutory Rights

SUNPENTOWN INTERNATIONAL INC.
14625 Clark Ave. City of Industry, CA 91745
Tel: 800-330-0388
service@sunpentown.com
www.spt-usa.com





SPT[®]