

ADORN[®]

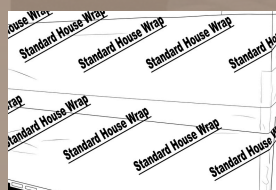
Mortarless Stone Veneer



Quick Install Guide

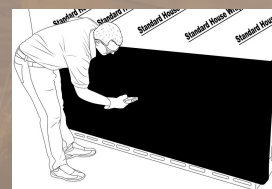
Step 1:

Install standard house wrap over project area and flash any window and door openings.



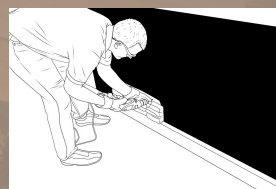
Step 2:

Add an additional layer of weather-resistant barrier (WRB) such as 15 lb felt over the house wrap.



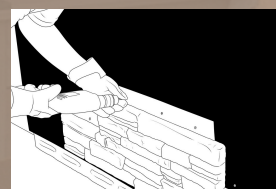
Step 3:

If needed, begin with your first corner. Next, install ADORN[®] flats with approved fasteners.
Pro Tip: Use a 2x4 at the base for a level install then remove with done.



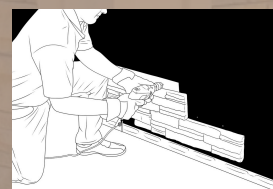
Step 4:

Continue to stagger flats on top of each other, working your way across and up.



Step 5:

Finish your install by using ADORN[®] accessories such as corners, sills and outlet boxes.



Visit our website for installation videos, guides, online visualizer, design inspiration & much more! For a sample, call 888.379.2210.

A Product Of
NCP
INDUSTRIES
BUILT BY INNOVATION

AdornStone.com



AdornStone.com

*Your Home
Made Beautiful*



ADORN® Stone

ADORN® Mortarless Stone Veneer is designed to replicate the natural appearance and texture of stone, offering an excellent alternative to traditional stacked stone. It is an ideal choice for interior or exterior projects, providing a durable, long-lasting, and cost-effective solution that adds elegance and sophistication to any space.



FLAT
6" H x 23.5" W x 1.75" D



CORNER
6" H x 5.5" W x 9.50" W x 1.75" D
Interchangeable Inside/Outside Corner System



POST STONE
Wraps a 6"x6" Post



SILLS
2.5" H x 23.5" W x 3.5" D
Available in Tan, Brown or Gray



GRANITE SERIES SILLS
2.5" H x 23.5" W x 3.5" D
Available in Alder, Birch or Walnut



PILLAR STONE
6" H x 18" W x 1.75" D
*Pillar & Post Stone
Not Available in Granite Series


Matching Accessories
Available by Special Order!



PILLAR CAP
20" X 20" X 2"



SPLIT CAP
20" x 20" X 2.5" TAPERED
Wraps Around a
Standard 6"x6" Post



LIGHT BOXES
9" L x 12" H x 1.75" W



OUTLET BOXES
6" L x 7" H x 1.75" W

Available in Tan, Brown, Gray
Alder, Birch & Walnut

- Quick and Easy Panel Installation System
- Attaches with Screws - No Mortar, Clips, Wires, or Starter Strip Needed
- Enhanced Coloring System to Ensure Vibrancy and Natural-Looking Details
- NEW Lighter Weight Panel
- High Strength Mix for Long-Lasting Durability
- Easily Attaches to Most New or Existing Interior or Exterior Projects
- Interchangeable Inside & Outside Corner System
- Limited Lifetime Warranty

Color Disclaimer: Actual product color may vary slightly from the images shown due to print or digital screen. Please consider ordering a sample before purchasing.


Ledgestone Series



Colorado Gray



Terra



Northern Gray



Buckskin



Desert Tan

Shadowledge Series



Limestone



Slate



Sandstone

Granite Series



Alder



Birch



Black Walnut

Granite Stone Available in Flats, Corners & Sills Only.

Ridgestone Series



Mountain Gray



White Sand



Canyon


Premier Series



Acadia



Denali



Sequoia