

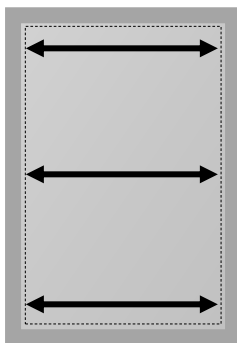
# HOW TO MEASURE FOR WINDOW BLINDS

First, determine whether you want to mount your blinds on the inside or the outside of the window frame. To obtain accurate measurements, always use a steel tape measure.

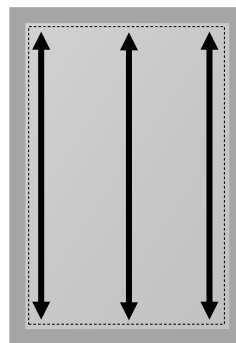
## Inside Window Mount

**Window Width:** Measure the width of the window in three places – the top, middle and bottom (see diagram below). Record the narrowest measurement, rounding down to the nearest 1/8 inch. \*Do not subtract for inside-mount clearance. This has already been accounted for.

**Window Height:** Measure the height at the left, middle and right of the window (see diagram below). Write down the longest measurement, rounding down to the nearest 1/8 inch.



Width

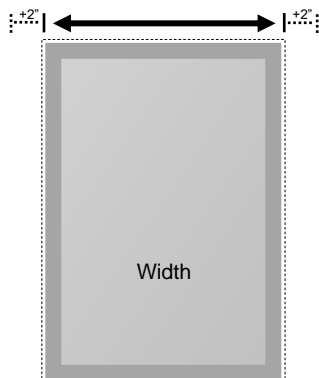


Height

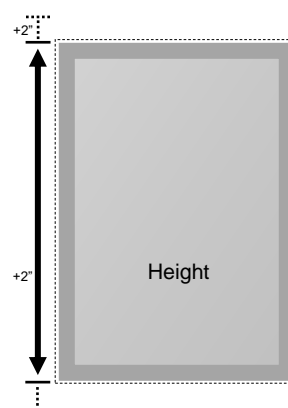
## Outside Window Mount

**Window Width:** Measure the width from the top outside edges of the window frame (see diagram below). We recommend adding 4 inches to the measurement (2 inches per side), this extra width ensures extra privacy and light blockage.

**Window Height:** Measure the height from the top to the bottom of the window frame (see diagram below). We recommend adding 4 inches to the measurement (2 inches above and below), this extra width ensures extra privacy and light blockage. If blind extends to the floor, subtract at least 1/2 inch for clearance.



Width



Height