



SPECIFICATIONS

COS-668AS900 Range Hood



Size	36 Inch
Mounting Type	Wall Mount
Controls	Soft Touch with LCD Display
Filters	2 x Stainless Steel Baffle Filters
Material	Stainless Steel, Tempered Glass
Air Flow	380 CFM
Noise Level	50 dB*
Vent Style	External
Lighting	2 x Front LED
Voltage	120V / 60Hz
Wattage	193W
Included Components	Bulb(s), Damper, Exhaust Vent, Fan Hardware, Installation Kit, Power Cord

COS-668AS900

The perfect piece for any contemporary kitchen, Cosmo's COS-668AS900 Range Hood is powered by 380 CFM of suction, front LED lights and ARC-FLOW® Permanent Filters.



3 Fan Speeds




Soft Touch Controls



LED Lighting

Features

- Designed for wall mounting
- 3 fan speeds
- 380 CFM airflow capacity
- Soft touch controls with LCD display
- ARC-FLOW® Permanent Filters
- 2 front LED lights
- Noise level as low as 50 dB*
- Curved tempered glass hood



See Page 2 for dimensions

For more information, please visit: www.cosmoappliances.com

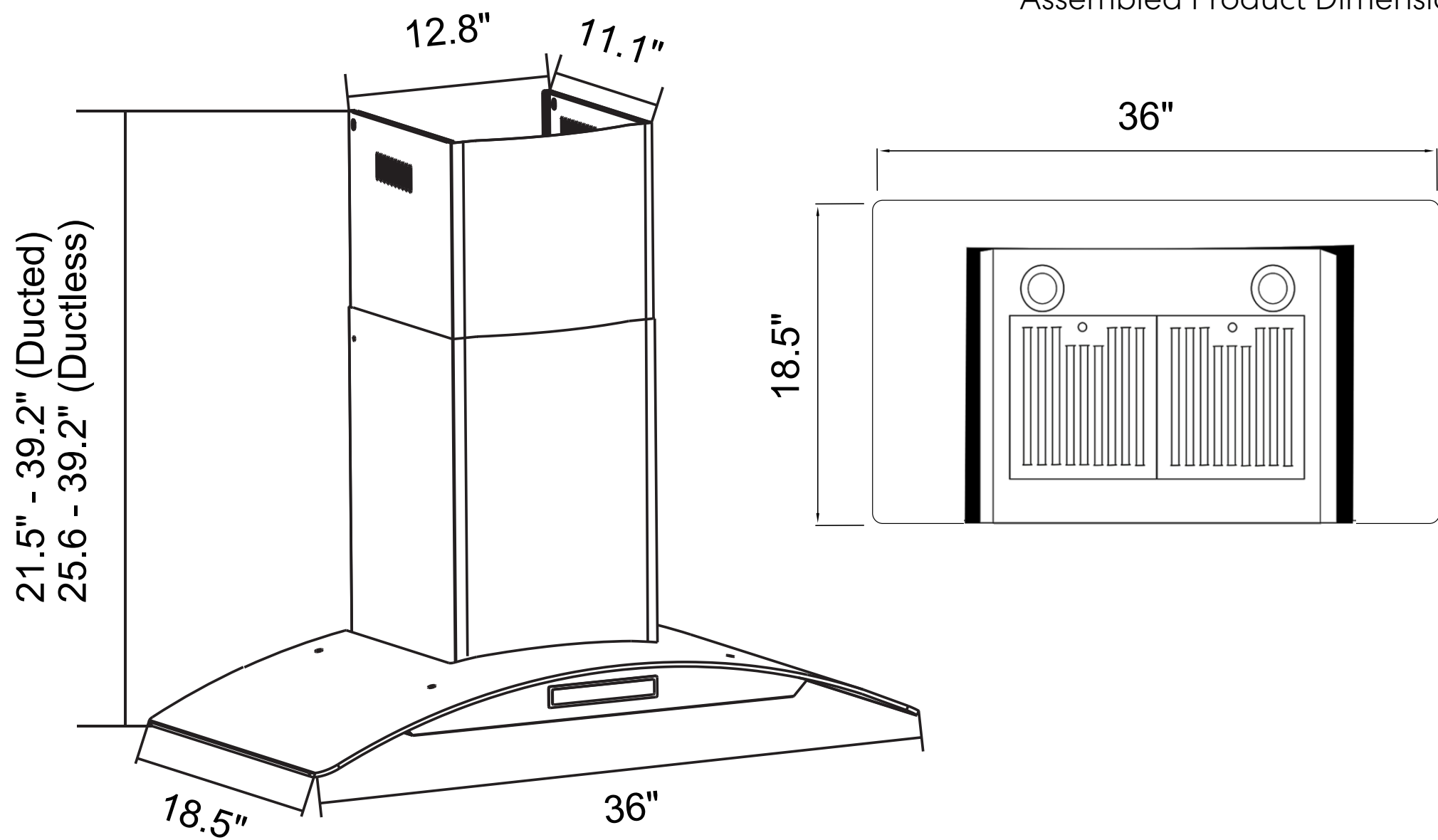
* Noise level as low as 50 dB on lowest fan speed with rigid ducting (sold separately) under optimal conditions



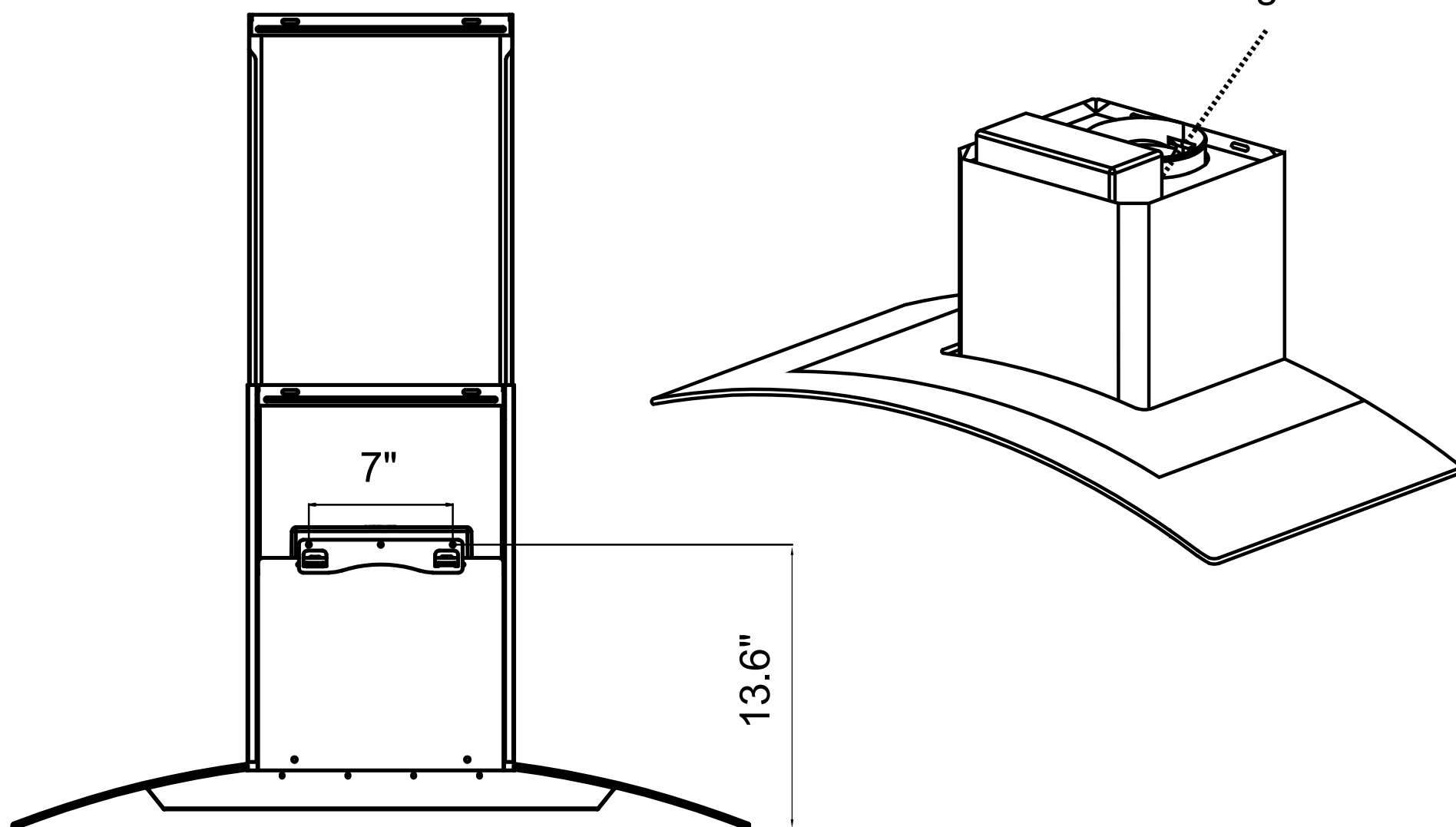
DIMENSIONS

COS-668AS900 Range Hood

Assembled Product Dimensions



Location of
3-Prong Power Cord



Dimensions (WxDxH): 36" x 18.5" x 21.5-39.2"