




PREMIUM DURABILITY




HIGH DENSITY

Uniform Cell Structure




ADHESION

Bonds to most building materials:
wood, metal, stone, brick, pvc



FLEXIBILITY

Withstands building & material movement



UV RESISTANCE

High resistance to the elements
without becoming brittle



VERSATILITY

Dual use applicator for both straw and foam gun use

GAP FILLING UP TO 1" – SEAL OUT AIR, MOISTURE & PESTS

PROJECTS

PLUMBING AND WIRING
PENETRATIONS

HVAC/DUCT WORK

BASEMENT AND
CRAWLSPACE DRAFT

SILL PLATE

ATTIC HATCH

PEST ENTRY

INTERIOR/EXTERIOR





HOW TO USE

PUT ON GLOVES
SHAKE CAN FOR 30 SECONDS
REMOVE CAP

STRAW APPLICATOR

1. INSERT TAB END OF TRIGGER TO HOLE AND ROTATE 90°
2. PUSH TRIGGER ONTO VALVE UNTIL IT CLICKS
3. HOLD UPSIDE DOWN AND SQUEEZE TRIGGER TO DISPENSE FOAM



GUN APPLICATOR

1. SCREW CAN ONTO GUN APPLICATOR, DO NOT OVERTIGHTEN
2. ADJUST THE SIZE OF BEAD WITH REGULATORY SCREW
3. SQUEEZE TRIGGER TO DISPENSE FOAM

