



# Sheet Vinyl Flooring

**BUDGET-FRIENDLY FLOORING FOR BUSY LIFESTYLES**



Rustic Taupe

# Why Sheet Vinyl?



1 Vinyl flooring can give you the look of hardwood, tile or stone at prices that won't break your budget. The advanced printing and manufacturing technology produces realistic flooring designs that both look and feel authentic.



2 It resists the everyday dings and scratches caused by busy lifestyles, and is even waterproof. Maintenance is simple: just use a broom or a wet mop. More difficult spills can be tackled with common, low pH cleaners.



3 Plus, sheet vinyl provides a soft cushioning that's comfortable underfoot. Its elasticity cushions footfalls, and it's warmer for bare feet.



**DID YOU KNOW?**  
Sheet Vinyl can be installed on any level of your home from basement to attic. So you can have waterproof, natural looks anywhere you want them.

## AUTHENTIC BEAUTY. UNREAL PERFORMANCE.



OAT STRAW PLANK

The natural properties of sheet vinyl flooring give it a tremendous performance advantage.

### BUILT-IN DURABILITY

Fiberglass core provides strength and stability; surface coating resists scratches, scrapes and scuffs

### HIGH-TECH COATING REPELS DIRT, RESISTS STAINS

Prevents grime from sticking to the surface for easier cleanup

### WATERPROOF

Liquids bead up on the surface for removal

### COMFORTABLE UNDERFOOT

Natural elasticity cushions footfalls



MODULAR  
NATURAL SLATE

EMERSON  
WHITE

STEELE  
GRAY

WALNUT  
PLANK

# DESIGNS FOR EVERY DÉCOR

AVAILABLE IN HARDWOOD, STONE OR TILE LOOKS

Sheet vinyl flooring is available in a wide range of authentic hardwood, stone and tile looks in a variety of tones and colors.

## SEE IT IN YOUR HOME BEFORE YOU BUY

Choose the looks you want and view them on The Home Depot's visualizer tool. You can actually view it in your room. Then order a sample to ensure you get the look you want.



AUTUMN BROWN OAK



WHITE OAK



BLACK & WHITE MARBLE PAVER



LAUREL GRAY

## Built to Last

**Urethane Stain Shield** – for stain, scuff and scratch resistance

**Wear Layer** – Wear layer repels dirt and grime, while resisting cuts, dents, scrapes and scratches

**Design Layer** – Features high-definition designs and realistic visuals

**Fiberglass** – Covered by PVC layers, provides strength with flexibility for easy install as well as adding dimensional stability

**Comfort Foam Backing** – Provides the ultimate foundation for comfort, support and durability



EASY MAINTENANCE EXTENDS THE LIFE OF YOUR FLOOR.

# SHOP THESE BRANDS

When looking at flooring, different families will have different priorities. Here are a few things to consider to ensure you find the floor that's right for you.



For busy, active families looking for the **most protection**, Lifeproof luxury vinyl flooring is the right choice. It resists stains better than any other vinyl flooring, protects against scratches and scuffs, and is both pet and kid friendly.



For beautiful designs with **high performance**, Mohawk resilient flooring offers the perfect solution. Choose the durability level that suits your lifestyle, and you're sure to find a look that you love.



Finally, if you want a good variety of features and styles with **great value**, the TrafficMaster collection is a strong choice. With an array of wood, tile and stone looks, there is a floor to fit every home.



RESTORED ROSEWOOD



NATURAL GRAY OAK



EMERSON GRAY

Caring for sheet vinyl is simple. Sweeping and wet mopping at regular intervals can help prevent scratches from dust and debris. Steam cleaning is not recommended.

If water or other liquids spill, they will bead up on the surface. Clean them up promptly to minimize the risk to the subfloor. Tougher spills can be removed with common, low pH cleaners.

With periodic maintenance, your floors can last for decades.




STEELE BLUE

# HARDWOOD LOOKS



13.2 ft.  
Wide

**Mohawk Sawyer Blonde**  
Item #308129686  
Model #U6580.004C754P158  
13.2 ft. W x Cut-to-Length




**Lifeproof Restored Rosewood**  
Item #303030309  
Model #U9790537C832L14  
12 ft. W x Cut-to-Length



**TrafficMaster White Oak**  
Item #322902532  
Model #U4410406K735G14  
12 ft. W x Cut-to-Length



**TrafficMaster Autumn Brown Oak**  
Item #322902535  
Model #U9160405K743G14  
12 ft. W x Cut-to-Length




**TrafficMaster Golden Oak**  
Item #322902537  
Model #U9160405K764G14  
12 ft. W x Cut-to-Length



**Mohawk Hazelnut Oak**  
Item #314862150  
Model #U8205.119K877P144  
12 ft. W x Cut-to-Length



**TrafficMaster Redwood Acacia**  
Item #300866841  
Model #C9490406K564G14  
12 ft. W x Cut-to-Length



**Lifeproof Aged Birch**  
Item #303030327  
Model #U5210537C876L14  
12 ft. W x Cut-to-Length



**TrafficMaster Scorched Walnut Natural**  
Item #300866939  
Model #U9450.407C844P144  
12 ft. W x Cut-to-Length


# HARDWOOD LOOKS



**Mohawk Natural Gray Oak**  
Item #314862137  
Model #U8205.119K804P144  
12 ft. W x Cut-to-Length




**TrafficMaster Grayson**  
Item #311349209  
Model #U5250405K792G14  
12 ft. W x Cut-to-Length



**TrafficMaster Rustic Taupe**  
Item #322902533  
Model #U5210406K861G14  
12 ft. W x Cut-to-Length




**TrafficMaster Scorched Walnut Grey**  
Item #300866848  
Model #C9450407C895P144  
12 ft. W x Cut-to-Length



**Mohawk Walnut Plank**  
Item #314972319  
Model #U8205.119K829P144  
12 ft. W x Cut-to-Length




**TrafficMaster Greyed Oak**  
Item #300866833  
Model #U8267.409C892P144  
12 ft. W x Cut-to-Length



**Mohawk Oat Straw Plank**  
Item #312157388  
Model #U8205.119K876P144  
12 ft. W x Cut-to-Length




**Mohawk Smoked Brown Oak**  
Item #312157381  
Model #C9770406K536G14  
12 ft. W x Cut-to-Length



**TrafficMaster Scorched Walnut Charcoal**  
Item #300866871  
Model #C9450407C898P144  
12 ft. W x Cut-to-Length

# STONE & TILE LOOKS




**TrafficMaster  
Emerson White**  
Item #323186624  
Model #U8530407C502P14  
12 ft. W x Cut-to-Length



**TrafficMaster  
Emerson Gray**  
Item #322902451  
Model #U8530407C599P14  
12 ft. W x Cut-to-Length



**Lifeproof  
Smoked Opal**  
Item #303030312  
Model #U9820537C534L14  
12 ft. W x Cut-to-Length




**TrafficMaster  
White Marble**  
Item #205610178  
Model #U6890.258C903P144  
12 ft. W x Cut-to-Length



**TrafficMaster  
Travertine Grey**  
Item #300866831  
Model #U9880.407C992P144  
12 ft. W x Cut-to-Length



**Lifeproof  
Travertine Plank**  
Item #303030313  
Model #U6880537C932L14  
12 ft. W x Cut-to-Length




**TrafficMaster  
Havana Gray**  
Item #323186657  
Model #U5430407C992P14  
12 ft. W x Cut-to-Length



**Mohawk  
Fowler Tile**  
Item #308129698  
Model #U5240.004C997P158  
13.2 ft. W x Cut-to-Length

13.2 ft.  
Wide



**TrafficMaster  
Rustic Rectangular Slate Clay**  
Item #300866873  
Model #U4990.407C917P144  
12 ft. W x Cut-to-Length



HAVANA GRAY


# STONE & TILE LOOKS



**TrafficMaster**  
**Black and White Marble Paver**  
Item #300866856  
Model #C1100405K509G14  
12 ft. W x Cut-to-Length



**TrafficMaster**  
**Laurel Gray**  
Item #322902534  
Model #U4300406K591G14  
12 ft. W x Cut-to-Length



**Lifeproof**  
**Dusk Marble**  
Item #303030317  
Model #U5810537C909L14  
12 ft. W x Cut-to-Length



**TrafficMaster**  
**Steele Gray**  
Item #322902538  
Model #U0056407C593P14  
12 ft. W x Cut-to-Length



**TrafficMaster**  
**Steele Blue**  
Item #323339312  
Model #U0056407C578P14  
12 ft. W x Cut-to-Length



**TrafficMaster**  
**Steele Sage**  
Item #303030312  
Model #U9820537C534L14  
12 ft. W x Cut-to-Length



**TrafficMaster**  
**Modular Natural Slate**  
Item #205507857  
Model #U3130.258C938P144  
12 ft. W x Cut-to-Length



**TrafficMaster**  
**Neutral Square Slate**  
Item #205610170  
Model #U6920.258C990P144  
12 ft. W x Cut-to-Length



**TrafficMaster**  
**Refined Slate Neutral**  
Item #300866860  
Model #C9770406K536G14  
12 ft. W x Cut-to-Length



## QUICK MEASURE GUIDE

12 FT. ROLL WIDTH			
ROLL LENGTH IN LINEAR FEET	SQUARE YARDS	ROLL LENGTH IN LINEAR FEET	SQUARE YARDS
1'	1.33	20'	26.67
2'	2.67	30'	40.00
3'	4.00	40'	53.33
4'	5.33	50'	66.67
5'	6.67	60'	80.00
6'	8.00	70'	93.33
7'	9.33	80'	106.67
8'	10.67	90'	120.00
9'	12.00	100'	133.33
10'	13.33		

# HOW MUCH DO YOU NEED?

Once you've decided upon your new floor, it's time to measure your room to ensure that you have enough sheet vinyl to cover the floor. Keep in mind that most sheet vinyl rolls come in standard 12-foot widths. So, if your room size is 11.5 feet or less, the standard roll size is enough to cover this space. If it's wider than 11.5 feet, you'll have to seam the installation, and you might want to call in a professional installer. For simple installations using a standard width, follow these simple steps to determine the approximate amount of material needed:

- 1 Measure the width of your room; if less than 11.5 feet, a standard roll size will work.
- 2 Measure the longest point of the room and add 6 inches for uneven walls, thresholds, etc.
- 3 Multiply the length x width to find the square feet
- 4 Add 10% for waste or repairs (calculate by multiplying sq. ft. x 1.10), keep any excess material in case of damage in the future
- 5 Divide the square feet by 9 to determine the square yards
- 6 Round up to the next full square yard
- 7 Take all your measurements and final number to your local store or professional installer

## LET'S GIVE IT A TRY

Say your room is 10'6" wide by 14'3" long, and you've chosen a simple pattern for your room. You'll want to use the standard 12' roll size to cover the width of the room.

To determine the length of the floor, you'll measure the longest points, in this case 14'3" and add 6 inches to cover areas like doorways, thresholds or uneven walls. Your total will be 14'9" (or 14.75") long.

No seam is needed for this room and there is no unusual pattern so you'll be using a standard width that is cut the length you need. You'll add these measurements together and add 10% to get the final number of square feet. Then divide that number by 9 and you have converted the square feet into square yards. Take the number of square yards and round up for your final total.

## THE FORMULA FOR THIS ROOM:

- STEP 1:** 12 x 14.75 = 177 square feet  
**STEP 2:** 177 + 10% (or x 1.1) = 194.7  
**STEP 3:** 194.7 ÷ 9 = 21.6333  
**STEP 4:** Round up to 22 square yards

## GOT SEAMS? GET HELP.

In some installations you may need to seam your floor:

- If a room is wider than a standard roll width (12 to 13 feet) or
- If the flooring design dictates its' orientation in the room

You may need to seam a simple installation depending upon room size and how the pattern is oriented in the room (see diagrams at right). These installations will require seams, and you will need to purchase additional material.

For more complex installations with patterns or seams, we recommend calling a professional. Ask your Home Depot representative for more information.

### STANDARD SIZE ROOMS

When measuring a room, keep in mind that you don't have to measure around cutouts or odd-shaped areas of the room. Just measure the longest points in the room, and the cutouts will be handled in the installation. Many homes are built with standard room sizes, so we've put together a chart in order to help you determine the approximate amount of material needed for these rooms. (See chart).



ROOM SIZE	ROOM SQ. FT.	12 FT. ROLL WIDTH		13.2 FT. ROLL WIDTH	
		LF ORDER QTY.	SY ORDER QTY.	LF ORDER QTY.	SY ORDER QTY.
4' x 6'	24	4.5	6	4.5	6.6
5' x 6'	30	5.5	7.3	5.5	8.1
5' x 7'	35	5.5	7.3	5.5	8.1
5' x 9'	45	5.5	7.3	5.5	8.1
6' x 8'	48	6.5	8.7	6.5	9.5
6' x 9'	52	6.5	8.7	6.5	9.5
6' x 10'	60	6.5	8.7	6.5	9.5
7' x 9'	62	7.5	10	7.5	11
7' x 10'	70	7.5	10	7.5	11
8' x 10'	80	8.5	11.3	8.5	12.5
9' x 9'	81	9.5	12.7	9.5	13.9
8' x 12'	96	12.5	16.7	12.5	18.3
10' x 10'	100	10.5	14	10.5	15.4
10' x 12'	120	12.5	16.7	12.5	18.3
10' x 14'	140	14.5	19.3	14.5	21.3
12' x 12'	144	Difficult Due To Roll Width		12.5	18.3
10' x 16'	160	16.5	22	16.5	24.2
12' x 18'	216	Difficult Due To Roll Width		18.5	27.1
16' x 18'	288	Seam Required — Call Store For Ordering		Seam Required — Call Store For Ordering	
16' x 20'	320	Seam Required — Call Store For Ordering		Seam Required — Call Store For Ordering	

Minimum order = 5 square yards



## MEASURE WORK SHEET

x  =   
ROLL WIDTH ROOM LENGTH + 6" SQ. FEET  
If your room width is less than 11.5' total, round up to use the 12' roll width.

+  =   
SQ. FEET EXTRA TOTAL SQ. FEET

÷  =    
TOTAL SQ. FEET TOTAL SQ. YARDS ROUND UP  
to next full sq. yard to be ordered.

Once the measurement is complete, take it to The Home Depot® or go to homedepot.com to place the final order. If you have any concerns, your Home Depot representative can help.

### CALL IN A PRO

Some situations could require you to call in a professional to measure your floor as well as install it. If seams are required due to the width of the room, or if the pattern match is difficult, extra material will be required. Consider going right to a pro for a more accurate measurement. Just call us or go online to set up an appointment.



**KNOW EXACTLY WHAT YOU WANT?**

Call 1-855-MEASURE or visit [homedepot.com/flooringmeasure](https://www.homedepot.com/flooringmeasure).



GRAYSON

