

PARTS LIST

Front

USB-C Output

LCD Screen

DC Input 12V-30V

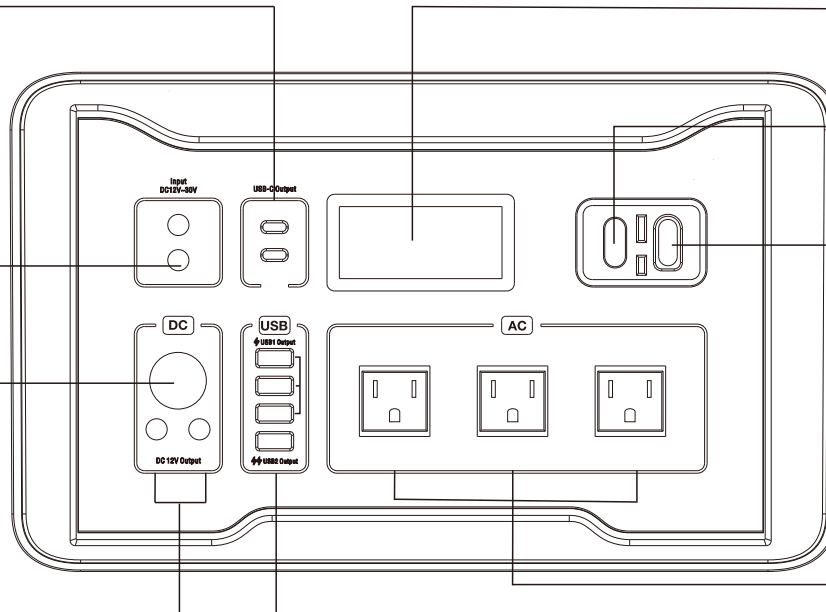
12V Jump Starter

Back-up Battery Port

Car Outlet

DC Output 12V 10A

AC Output 110V 1500W



USB 5V 2.4A Output

USB 5V 2.4A Output

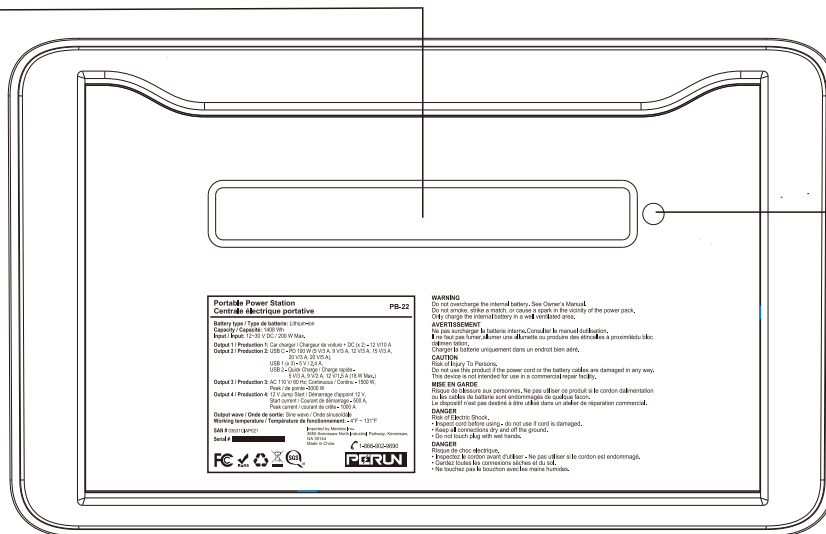
USB 5V 2.4A Output

USB Quick Charge Output

Back

LED Light

LED Light Switch



Portable Power Station
Centrale électrique portable PS-22

Warnings / Précautions:
Do not attempt to recharge the internal battery. See Owner's Manual.
Only charge the internal battery in a well-ventilated area.
Do not use the power station in a confined space or near flammable liquids.
Do not use the power station in a confined space or near flammable liquids.
Do not use the power station in a confined space or near flammable liquids.

Output 1: Car Charger / Chargeur de voiture DC 12V 10A
Output 2: Protection 1: USB-C 5V 2.4A, 5V 2.4A, 5V 2.4A, 5V 2.4A, 5V 2.4A, 5V 2.4A
Output 3: Protection 2: AC 110V 1500W (Continuous Power) / 1500W
Output 4: Protection 3: 12V 10A (DC Output) / 10A
Output 5: Protection 4: 12V 10A (DC Output) / 10A
Output 6: Protection 5: 12V 10A (DC Output) / 10A
Output 7: Protection 6: 12V 10A (DC Output) / 10A
Output 8: Protection 7: 12V 10A (DC Output) / 10A
Output 9: Protection 8: 12V 10A (DC Output) / 10A
Output 10: Protection 9: 12V 10A (DC Output) / 10A
Output 11: Protection 10: 12V 10A (DC Output) / 10A
Output 12: Protection 11: 12V 10A (DC Output) / 10A
Output 13: Protection 12: 12V 10A (DC Output) / 10A
Output 14: Protection 13: 12V 10A (DC Output) / 10A
Output 15: Protection 14: 12V 10A (DC Output) / 10A
Output 16: Protection 15: 12V 10A (DC Output) / 10A
Output 17: Protection 16: 12V 10A (DC Output) / 10A
Output 18: Protection 17: 12V 10A (DC Output) / 10A
Output 19: Protection 18: 12V 10A (DC Output) / 10A
Output 20: Protection 19: 12V 10A (DC Output) / 10A
Output 21: Protection 20: 12V 10A (DC Output) / 10A
Output 22: Protection 21: 12V 10A (DC Output) / 10A
Output 23: Protection 22: 12V 10A (DC Output) / 10A
Output 24: Protection 23: 12V 10A (DC Output) / 10A
Output 25: Protection 24: 12V 10A (DC Output) / 10A
Output 26: Protection 25: 12V 10A (DC Output) / 10A
Output 27: Protection 26: 12V 10A (DC Output) / 10A
Output 28: Protection 27: 12V 10A (DC Output) / 10A
Output 29: Protection 28: 12V 10A (DC Output) / 10A
Output 30: Protection 29: 12V 10A (DC Output) / 10A
Output 31: Protection 30: 12V 10A (DC Output) / 10A
Output 32: Protection 31: 12V 10A (DC Output) / 10A
Output 33: Protection 32: 12V 10A (DC Output) / 10A
Output 34: Protection 33: 12V 10A (DC Output) / 10A
Output 35: Protection 34: 12V 10A (DC Output) / 10A
Output 36: Protection 35: 12V 10A (DC Output) / 10A
Output 37: Protection 36: 12V 10A (DC Output) / 10A
Output 38: Protection 37: 12V 10A (DC Output) / 10A
Output 39: Protection 38: 12V 10A (DC Output) / 10A
Output 40: Protection 39: 12V 10A (DC Output) / 10A
Output 41: Protection 40: 12V 10A (DC Output) / 10A
Output 42: Protection 41: 12V 10A (DC Output) / 10A
Output 43: Protection 42: 12V 10A (DC Output) / 10A
Output 44: Protection 43: 12V 10A (DC Output) / 10A
Output 45: Protection 44: 12V 10A (DC Output) / 10A
Output 46: Protection 45: 12V 10A (DC Output) / 10A
Output 47: Protection 46: 12V 10A (DC Output) / 10A
Output 48: Protection 47: 12V 10A (DC Output) / 10A
Output 49: Protection 48: 12V 10A (DC Output) / 10A
Output 50: Protection 49: 12V 10A (DC Output) / 10A
Output 51: Protection 50: 12V 10A (DC Output) / 10A
Output 52: Protection 51: 12V 10A (DC Output) / 10A
Output 53: Protection 52: 12V 10A (DC Output) / 10A
Output 54: Protection 53: 12V 10A (DC Output) / 10A
Output 55: Protection 54: 12V 10A (DC Output) / 10A
Output 56: Protection 55: 12V 10A (DC Output) / 10A
Output 57: Protection 56: 12V 10A (DC Output) / 10A
Output 58: Protection 57: 12V 10A (DC Output) / 10A
Output 59: Protection 58: 12V 10A (DC Output) / 10A
Output 60: Protection 59: 12V 10A (DC Output) / 10A
Output 61: Protection 60: 12V 10A (DC Output) / 10A
Output 62: Protection 61: 12V 10A (DC Output) / 10A
Output 63: Protection 62: 12V 10A (DC Output) / 10A
Output 64: Protection 63: 12V 10A (DC Output) / 10A
Output 65: Protection 64: 12V 10A (DC Output) / 10A
Output 66: Protection 65: 12V 10A (DC Output) / 10A
Output 67: Protection 66: 12V 10A (DC Output) / 10A
Output 68: Protection 67: 12V 10A (DC Output) / 10A
Output 69: Protection 68: 12V 10A (DC Output) / 10A
Output 70: Protection 69: 12V 10A (DC Output) / 10A
Output 71: Protection 70: 12V 10A (DC Output) / 10A
Output 72: Protection 71: 12V 10A (DC Output) / 10A
Output 73: Protection 72: 12V 10A (DC Output) / 10A
Output 74: Protection 73: 12V 10A (DC Output) / 10A
Output 75: Protection 74: 12V 10A (DC Output) / 10A
Output 76: Protection 75: 12V 10A (DC Output) / 10A
Output 77: Protection 76: 12V 10A (DC Output) / 10A
Output 78: Protection 77: 12V 10A (DC Output) / 10A
Output 79: Protection 78: 12V 10A (DC Output) / 10A
Output 80: Protection 79: 12V 10A (DC Output) / 10A
Output 81: Protection 80: 12V 10A (DC Output) / 10A
Output 82: Protection 81: 12V 10A (DC Output) / 10A
Output 83: Protection 82: 12V 10A (DC Output) / 10A
Output 84: Protection 83: 12V 10A (DC Output) / 10A
Output 85: Protection 84: 12V 10A (DC Output) / 10A
Output 86: Protection 85: 12V 10A (DC Output) / 10A
Output 87: Protection 86: 12V 10A (DC Output) / 10A
Output 88: Protection 87: 12V 10A (DC Output) / 10A
Output 89: Protection 88: 12V 10A (DC Output) / 10A
Output 90: Protection 89: 12V 10A (DC Output) / 10A
Output 91: Protection 90: 12V 10A (DC Output) / 10A
Output 92: Protection 91: 12V 10A (DC Output) / 10A
Output 93: Protection 92: 12V 10A (DC Output) / 10A
Output 94: Protection 93: 12V 10A (DC Output) / 10A
Output 95: Protection 94: 12V 10A (DC Output) / 10A
Output 96: Protection 95: 12V 10A (DC Output) / 10A
Output 97: Protection 96: 12V 10A (DC Output) / 10A
Output 98: Protection 97: 12V 10A (DC Output) / 10A
Output 99: Protection 98: 12V 10A (DC Output) / 10A
Output 100: Protection 99: 12V 10A (DC Output) / 10A

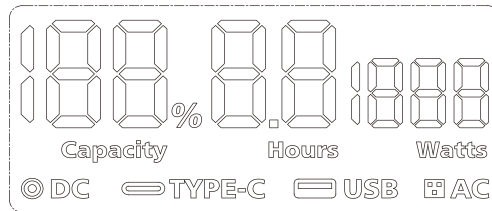
PRODUCT SPECIFICATIONS








Model	PB-22
Battery Type	Lithium-ion Battery
Capacity	1408 Wh
Input	12 V-30 V (200 W MAX)
DC Output	Car Charger + DC (x2): 12 V/10 A
USB Output	USB-C(x2): PD (5 V 3 A/9 V 3 A/12 V 3 A/15 V 3 A/20 V 3 A/ 20 V 5 A) USB1(x3): 5 V/2.4 A USB2 Quick Charge: 5 V 3 A/9 V 2 A/12 V 1.5 A (18 W MAX)
AC Output	AC 110 V/60 Hz (Continuous: 1500 W, Peak:3000 W) Output wave: Sine wave
12 V Jump Start Output	12 V Jump Start (Start Current: 500 A; Peak Current: 1000 A)
Protections	Over-current, Short Circuit, Over-voltage, Over-charge, Over-discharge, Over-temperature, Lack of voltage.
LED Lamp	12 W LED
Working Temp.	-4°F ~ 113°F
Charging Temp.	32°F ~ 113°F
Weight	39 lbs (17.5 kgs)
Size	14 x 10.6 x 11 in.
Certificates	NRTL, CE, RoHS, FCC, UN38.3

PARTS LIST

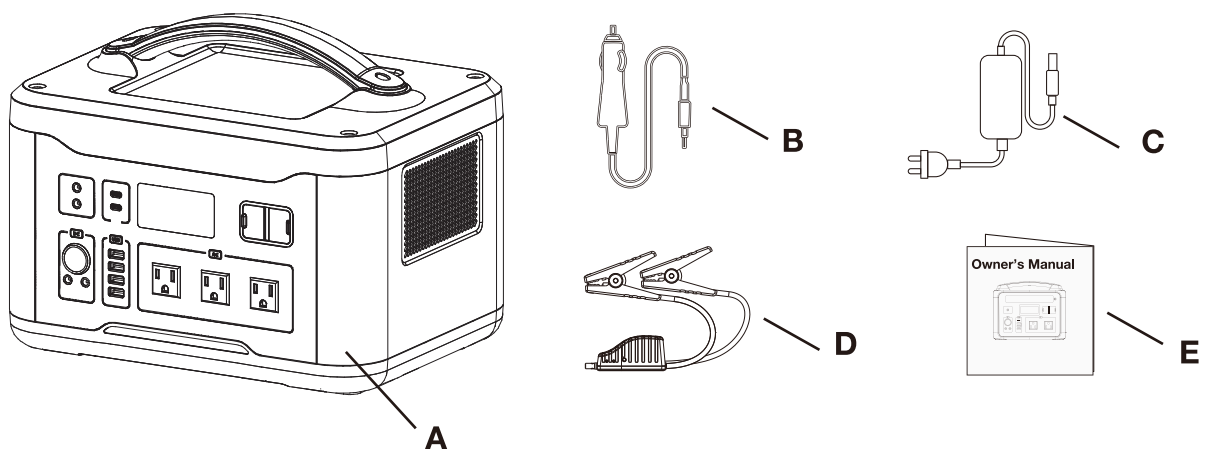
LCD Screen

When you press any power button, the LCD screen will light up displaying charging or discharging status, Battery Power, Available Time (Hours), and Power Consumption (Watts) will be displayed on the screen.



-  The current battery capacity, it is displayed as a percentage (%).
-  Available time at the current power.
-  The current total input/output power.
-  Press the [DC] button to turn on the DC output function.
-  Press the [USB] button to turn on the USB output function.
-  Press the [TYPE-C] button to turn on the TYPE-C output function.
-  Press the [AC] button to turn on the AC output function.

Parts List



- A. Portable Power Station x 1**
- B. Car Charger Cable x 1**
- C. AC Charger Cable (2 Parts) x 1**
- D. Intelligent Clamp x 1**
- E. Owner's Manual x 1**