



# TacoGenie™

SAVE ENERGY • SAVE WATER • SAVE MONEY



Enjoy the soothing convenience and  
**comfort of hot water**

# TacoGenie™ delivers **hot water** to the fixture, while the

## Hot water without the waste!

Have hot water at your fingertips whenever you turn the faucet. Stop wasting water as you wait for cold to turn to hot. Stop burning energy as you wait for warm to turn warmer. The TacoGenie™ puts an end to the waste, and the wait, forever.

## How TacoGenie works...

The TacoGenie is a small, silent pump attached to your hot and cold water lines in the cabinet under your most remote kitchen or bath fixture. When TacoGenie is activated, the cool water you normally let run down the drain is circulated back to the water heater through the cold water line.

Instantly the pump circulates hot water from the water heater, and returns the cooled water back through the cold water line. When the hot water arrives at the faucet, the TacoGenie heat sensor and control board shut off the pump to prevent pumping excess hot water into the cold water line.

## Activate the TacoGenie only when you need it.

TacoGenie only runs when you tell it to, and it's smart enough to know when the water currently in the line is hot enough. TacoGenie can be activated with the push of a button, or with an optional wireless remote transmitter/receiver or optional hard-wired motion sensor.

## TacoGenie is easy to install.

### NO NEW PIPING REQUIRED.

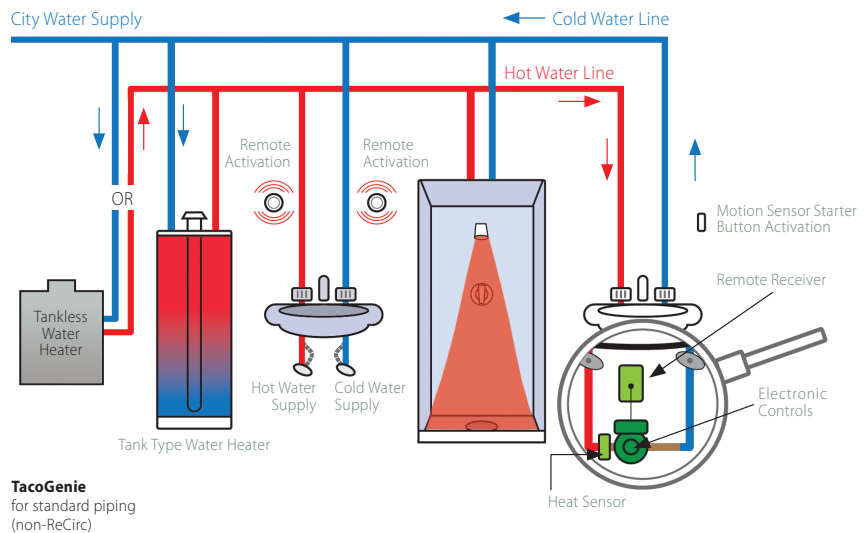
The TacoGenie not only saves water and energy, it saves in construction costs as well. No new return line is necessary; no need to drain the system;

no demolition and repair. In fact, TacoGenie can be installed in just **eight simple steps**.

## TacoGenie. A great way to save.

TacoGenie operates 24 hours a day to save you water, energy and money. What's more, it's made by Taco, known by plumbing professionals as a world leader in high quality hydronic components since 1920.

The average home may waste over 12,000 gallons of water per year while waiting for hot water. Stop wasting and start saving with a *TacoGenie*.



cold water stays in the cold water line.



**Step 1:**  
Select the most distant fixture from the water heater



**Step 2:**  
Remove Angle Stops



**Step 3:**  
Install T's



**Step 4:**  
Reattach Angle Stops




**Step 5:**  
Connect Flex Lines



**Step 6:**  
Connect to the TacoGenie Circulator



**Step 7:**  
Install Starter Button and Plug-in



**Step 8:**  
Enjoy Hot Water in Seconds!



e-smart® is our way of helping you quickly identify our most resource-saving products.

### Standard Piping:

#### Tank Type Water Heater

Size of Home	Total length of Pipe (ft)	Model
Small	50	006-CT-USK
Medium	100	008-CT-USK
Large/Commerical	Over100	0011-CF-USK

#### Tankless Water Heater

Size of Home	Total length of Pipe (ft)	Model
Small / Medium	<60	008-CT-USK
Large/Commerical	60+	0011-CF-USK

### Recirculation Piping:

#### Tank Type Water Heater

Size of Home	Total length of Pipe (ft)	Model
Small	100	006-CT
Medium	200	008-CT
Large/Commerical	200+	0011-CF

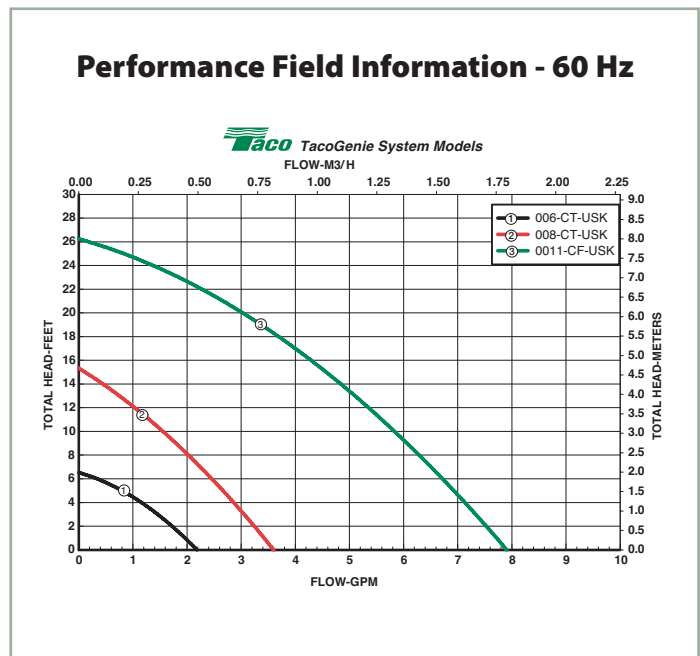
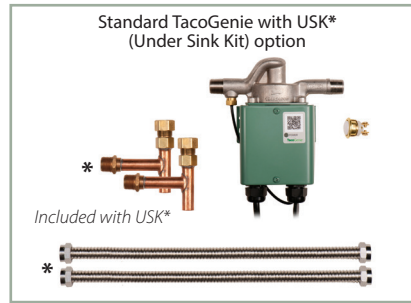
#### Tankless Water Heater

Size of Home	Total length of Pipe (ft)	Model
Small / Medium	<2500	008-CT
Large/Commerical	2500+	0011-CF

C = TacoGenie  
T = Threaded  
F = Flanged  
USK = under sink kit

### TacoGenie System Accessories

Model	Description
554-7	RF Remote Transmitter/Reciever Kit
554-8	RF Individual Remote Transmitter Button
554-3	Hardwired Individual Starter Button Round
554-4	Motion Sensor Kit



**Taco, Inc.,**  
1160 Cranston Street, Cranston, RI 02920  
(401) 942-8000 / Fax (401) 942-2360

**Taco (Canada) Ltd.**  
8450 Lawson Road, Unit #3, Milton, Ontario L9T 0J8  
(905) 564-9422 / Fax (905) 564-9436

