

List updated August 4, 2015  
For the most up-to-date list, visit  
[www.lutron.com/dimcflled](http://www.lutron.com/dimcflled)

# Dimmable CFL & LED bulbs

**Compatible with Lutron 250W C·L® dimmers**



# Dimmable CFL & LED bulbs

## Compatible with C·L® dimmers

List updated August 4, 2015  
For the most up-to-date list, visit  
[www.lutron.com/dimcflled](http://www.lutron.com/dimcflled)

This list is designed to help you select bulbs that are compatible with Lutron C·L dimmers. The CFL and LED bulbs on this list were extensively tested by Lutron; the Lutron C·L dimmers were evaluated by UL and meet applicable safety standards.

## How to use this list

If you already have a bulb:

Use the “Find” tool in your browser or PDF viewer to search for the model number that’s printed on the bulb. Then choose a C·L dimmer that’s compatible with that bulb.

If you already have a C·L dimmer:

Use the table of contents to find the corresponding pages for that control, and then select a bulb from that list.

## What does “compatible” mean?

Compatible means that the bulbs can be dimmed, although the bulb’s dimming performance may not match what you’re used to seeing when dimming an incandescent or halogen bulb. These bulbs have also been electrically tested to confirm that the control may be used up to its full rated CFL/LED load without affecting the life of the control.

Products on this list are considered compatible with the respective Lutron C·L dimmers. Depending on the quality of the bulb you select, compatible bulbs may still:

- have less dimming range than an incandescent or halogen bulb
- dim less smoothly than an incandescent or halogen bulb
- flicker or shimmer at certain light levels
- buzz

# Dimmable CFL & LED bulbs

## Compatible with C-L® dimmers

List updated August 4, 2015  
For the most up-to-date list, visit  
[www.lutron.com/dimcflled](http://www.lutron.com/dimcflled)

## For more information

If you'd like more information regarding bulb performance and test results, including dimming range, other dimmer options, and performance, please visit [www.lutron.com/ledtool](http://www.lutron.com/ledtool).

250W C-L dimmers have been UL listed for up to 250W of LED/CFL screw-in bulbs. Performance has been verified for up to 150W.

Warranty on your Lutron 250W C-L dimmer will be void if used with bulbs that are not on this Lutron compatible bulb list.

Please note: Bulb variations in lamp design and construction affect performance. Bulb manufacturers can modify their bulbs at any time, without notice to Lutron. This prevents Lutron from ensuring ongoing compatibility. For up-to-date specifications, performance, and/or any related recall information about the bulb, please visit the bulb manufacturer's website.

*This document provides information from manufacturers who are not Lutron agents or affiliates. The listing of a manufacturer or the existence of any external link to another website does not suggest that Lutron is endorsing the linked company, its products and/or its services. Purchasers should ask appropriate questions and request references before buying any products and/or entering a contract with any party. The information contained in this document is intended for illustrative and comparative purposes only, and is subject to change at any time. Lutron does not warrant that (a) the list of manufacturers is all-inclusive; (b) the information is complete, up-to-date, accurate and/or error-free; (c) the products and Lutron controls listed will always be compatible; and (d) that the information provided will be a viable or appropriate solution for your project needs. You are entirely responsible for and assume all risk for the use of the information.*

# Dimmable CFL & LED bulbs

Compatible with C·L® dimmers

List updated August 4, 2015  
For the most up-to-date list, visit  
[www.lutron.com/dimcflled](http://www.lutron.com/dimcflled)

## Table of Contents

### Diva® C·L dimmers

- LED Bulbs .....pages 1– 9
- CFL Bulbs .....page 10



---

### Ariadni® C·L dimmers

- LED Bulbs .....pages 1– 9
- CFL Bulbs .....page 10



For a list of bulbs compatible with Lutron's 100W and 150W C·L dimmers, **please click here.**

# Dimmable CFL & LED bulbs

Compatible with C•L® dimmers


List Updated August 4, 2015



## LED bulbs for 250W C•L dimmers

Diva C•L: DVCL-253P  
Ariadni C•L: AYCL-253P

Maximum wattage controlled: 250W



Brand	Wattage	Model	Description
Commercial Electric	12.5W	CE-JB4-600L-27K (T47)	4" Downlight, 600 Lumen, Soft White, 2700K
	12.5W	CE-JB6-650L-27K (T67)	6" Downlight, 650 Lumen, Soft White, 2700K
	14.5W	CED6 WW 120 WH	6" Downlight, White
Cree	6W	BA19-04527OMF-12DE26-1U100	A19, Warm Soft White, 2700K, 450 Lumen, Medium base
	6W	BA19-04527OMF-12DE26-2U100	A19, Warm Soft White, 2700K, 450 Lumen, Medium base
	6W	BA19-04527OMF-12DE26-3U100	A19 4Flow, 2700K, 460 Lumen, E26
	6W	BA19-04550OMF-12DE26-2U500	A19, 5000K, 450 Lumen, 40WE, 4pk
	6W	BA19-04550OMF-12DE26-3U100	A19 4Flow, 5000K, 460 Lumen, E26
	9.5W	BA19-08027OMF-12DE26-2U100	A19, Soft White, 2700K, 800 Lumen, Medium base
	9.5W	BA19-08027OMF-12DE26-2U500	A19, 2700K, 800 Lumen, E26, 60WE, 4pk
	9.5W	BBR30-06527FLF-12DE26-1U100	BR30, 650 Lumen, Soft White, 2700K
	9.5W	BBR30-06550FLF-12DE26-1U100	BR30, Daylight, 5000K 650 Lumen, 9.5W
	9.5W	CR4-575L	4" Downlight, 2700K, 575 Lumen, Medium Base
	9.5W	CR6-575L	6" Downlight, 2700K, Medium Base
	9.5W	CR6-575L-GU24	6" Downlight, 2700K, GU24 Base
	9.5W	H1CR6TW62527E04	6" Downlight, 2700K, 625 Lumen
	18W	BA21-16027OMF-12DE26-1U100	A21, 2700K, 1600 Lumen, E26, 18W
	18W	BA21-16050OMF-12DE26-1U100	A21, 5000K, 1600 Lumen, E26, 18W
	18W	BPAR38-1503027T-12DE26-1U100	PAR38, 3000K, 1500 Lumen, 27 deg spot
	18W	BPAR38-1503047T-12DE26-1U100	PAR38, 3000K, 1500 Lumen, 47 deg flood
	EcoSmart	6W	ECS 25 40WE W27 120 DG <sup>†</sup>
6W		ECS GP19 WW 40WE 120	A19, 3000K
7W		ECS 25 60WE W27 120 DG <sup>†</sup>	G25, 2700K, E12
7.5W		BPA15/CL/500/LED/ESM	A15, Soft White, 2700K, 500 Lumen, E26
7.5W		BPA15C/CL500/LED/ESM	A15, Soft White, 2700K, 500 Lumen, E12
7.5W		BPCFC/500/LED/ESM	B10, Soft White, 2700K, 500 Lumen, E12
7.5W		BPEFC/500/LED/ESM	B10, Soft White, 2700K, 500 Lumen, E26
7.5W		BPGM/CL/500/LED/ESM	G16.5, Soft White, 2700K, 500 Lumen, E26
8W		ECS 19 CW 120	A19, Cool White, 5000K
8W		ECS 19 WW 120	A19, Warm White, 3000K
8W		ECS 20 CW FL 120	PAR20, Daylight, 5000K, 490 Lumen
8W		ECS 20 CW FL 50WE 120 <sup>†</sup>	PAR20, 5000K, 490 Lumen
8W		ECS 20 WW FL 120	PAR20, Warm White, 3000K
8W		ECS 20 WW FL 50WE 120 <sup>†</sup>	PAR20, 3000K, 450 Lumen
8W		ECS 25 WW 120	G25, Warm White, 3000K
8W		ECS A19 CW 40WE 120 <sup>†</sup>	A19, 5000K, 480 Lumen
8W		ECS A19 V1 CW 120	A19, Daylight, 5000K
8W		ECS A19 V1 WW 120	A19, Warm White, 3000K
8W		ECS A19 WW 40WE 120 <sup>†</sup>	A19, 3000K, 450 Lumen
8W		ECS BR20 50WE CW 120 DG <sup>†</sup>	BR20, Daylight, 5000K, 600 Lumen, E26
8W		ECS BR20 50WE W27 120 <sup>†</sup>	BR20, Soft White, 2700K
8W		ECS BR20 50WE WW 120 DG <sup>†</sup>	BR20, Warm White, 3000K, 550 Lumen, E26
9.5W		ECO4-575L	4" Downlight, 2700K, 575 Lumen, Medium Base
9.5W		ECO4-575L-50K	4" Downlight, 5000K, 575 Lumen, Medium Base
9.5W		ECO4-575L-50K-GU24	4" Downlight, 5000K, GU24 Base
9.5W		ECO-575L	6" Downlight, 2700K, Medium Base
9.5W		ECO-575L-50K	6" Downlight, 5000K, Medium Base
9.5W		ECO-575L-50K-GU24	6" Downlight, 5000K, GU24 Base
9.5W		ECO-575L-GU24	6" Downlight, 2700K, GU24 Base
9.5W		ECS DN4 CW E26 120	4" Downlight, Daylight, 5000K, 650 Lumen, E26, retrofit
9.5W		ECS DN4 CW GU24 120	4" Downlight, Daylight, 5000K, 650 Lumen, Gu24 base, retrofit
9.5W		ECS DN4 W27 E26 120	4" Downlight, Soft White, 2700K, 650 Lumen, E26 retrofit
9.5W	ECS DN4 W27 GU24 120	4" Downlight, Soft White, 2700K, 650 Lumen, GU24 base, retrofit	
9.5W	ECS DN6 CW GU24 120	6" Downlight, Daylight, 5000K, 650 Lumen, Gu24 base, retrofit	
9.5W	ECS DN6 W27 E26 120	6" Downlight, Soft White, 2700K, 650 Lumen, E26 retrofit	
9.5W	ECS DN6 W27 E26 120 2BX	6" Downlight, Soft White, 2700K, E26 retrofit, 2pk	

<sup>†</sup> Requires a minimum of 2 lamps

<sup>††</sup> Requires a minimum of 3 lamps

© Lutron Electronics Co., Inc. | PN 368-3266J



# Dimmable CFL & LED bulbs

Compatible with C•L® dimmers

List Updated August 4, 2015



## LED bulbs for 250W C•L dimmers

Diva C•L: DVCL-253P  
Ariadni C•L: AYCL-253P

Maximum wattage controlled: 250W



Brand	Wattage	Model	Description	
EcoSmart	9.5W	ECS DN6 W27 E26 120 BX V3	6" Downlight, Soft White, 2700K, 650 Lumen, E26 retrofit	
	9.5W	ECS DN6 W27 GU24 120	6" Downlight, Soft White, 2700K, 650 Lumen, GU24 base, retrofit	
	10W	ECS BR30 65WE CW 120 DG†	BR30, Daylight, 5000K, 700 Lumen, E26	
	10W	ECS BR30 65WE CW 120 DG 3PK†	BR30, Daylight, 5000K, 700 Lumen, E26, 3pk	
	10W	ECS BR30 65WE W27 120 DG†	BR30, Soft White, 2700K, 650 Lumen, E26	
	10W	ECS BR30 65WE W27 120 DG 3BX†	BR30, Soft White, 2700K, 650 Lumen, E26, 3pk	
	10W	ECS BR30 65WE WW 120 DG†	BR30, Warm White, 3000K, 650 Lumen, E26	
	10.5W	ECS 30 75WE WW GB FL 120	PAR30 Gimbal, 3000K, 750 Lumen, E26, 75WE	
	10.5W	ECS 30 75WE xxx GB xx 120	PAR30 Gimbal, Various color temperatures, 75WE	
	11W	ECS RFK6 65WE W27 120 REC†	Downlight, Soft White, 2700K, 600 Lumen, E26	
	13W	ECS A19 V2 CW 120	A19, Daylight, 5000K	
	13W	ECS A19 V2 WW 120	A19, Warm White, 3000K	
	15W	ECS 38 CW FL 90WE 120	PAR38, 5000K, 970 Lumen	
	15W	ECS 38 WW FL 90WE 120	PAR38, 3000K, 900 Lumen	
	15W	ECS BR30 75WE CW 120 G1 BL	BR30, Daylight, 5000K, 985 Lumen, E26	
	15W	ECS BR30 75WE W27 120 G1 3PK	BR30, Soft White, 2700K, 940 Lumen, E26, 3pk	
	15W	ECS BR30 75WE W27 120 G1 BL	BR30, Soft White, 2700K, 940 Lumen, E26	
	15W	ECS BR30 W27 FL 120	BR30, Soft White, 2700K	
	Energetic	16W	ECS 38 90WE WW FL 120 TP	PAR38, Bright White, 3000K, 1000 Lumen, E26
		18W	ECS 38 CW FL 120	PAR38, Daylight, 5000K
18W		ECS 38 WW FL 120	PAR38, Warm White, 3000K	
17.5W		ELY17D-2BRW-VB	BR40, 2700K, 1100 Lumen	
4.8W		CFCDM/300/LED†	Candle, 3000K, 310 Lumen, Candelabra Base	
4.8W		EFCDM/300/LED†	Candle, 3000K, 310 Lumen, Medium Base	
6.5W		R16DM/LED	R16, Soft White, 2700K, 400 Lumen, E26, 40WE	
7.5W		PAR20DM/5K/LED	PAR20, 5000K	
7.5W		PAR20DM/LED	PAR20, 3000K	
8W		A19/DM/GU24/LED	A19, 3000K, GU24 Base	
8W		A19/DM/LED	A19, 3000K	
8W		A19/DM/LED/CAN	A19	
8W		A19/DM/LED/RP/CAN	A19	
8W		A19DM/5K/LED	A19, 5000K	
8W		BPCEA19/DM/LED	A19	
8W		BPCER20/DM/LED	R20 (90mA ridged reflector version)	
8W		BPCER20/DM/LED	R20, 2700K, 450 Lumen, E26 Medium base (70 mA smooth reflector version)	
8W		R20/927/LED	R20, 2700K	
Feit		8W	R20/930/LED	R20, 3000K
		8W	R20/950/LED	R20, 5000K,
	8W	R20/DM/LED	R20, 2700K, 450 Lumen (90mA ridged reflector version)	
	8W	R20DM/LED/CAN	R20 (90mA ridged reflector version)	
	8W	R20DM/LEDG2/CAN	R20, 2700K	
	9.5W	BPCER20/DM/LED	PAR20	
	9.5W	PAR20/5K/LEDG5	PAR20, 5000K	
	9.5W	PAR20/5K/LEDG5/CAN	PAR20, 5000K	
	9.5W	PAR20/LEDG5	PAR20, 3000K, 450 Lumen	
	9.5W	PAR20/LEDG5/CAN	PAR20	
	10W	BPAG800/5K/LED	A19, 5000K	
	10W	BPAG800/LED	A19, 3000K, 800 Lumen	
	10W	G25/DM/LED	G25, 3000K	
	13W	BPCEBR30LED	BR30	
	13.5W	A19/OM800/5K/LED	A19, 5000K, Omni Directional	
	13.5W	A19/OM800/LED	A19, 3000K, Omni Directional	
	13.5W	A19DM/800/LED	A19, 3000K	
	13.5W	BPCEA19/OM800/LED	A19, Omni Directional	

† Requires a minimum of 2 lamps

†† Requires a minimum of 3 lamps

© Lutron Electronics Co., Inc. | PN 368-3266J



# Dimmable CFL & LED bulbs

Compatible with C•L® dimmers

List Updated August 4, 2015



## LED bulbs for 250W C•L dimmers

Diva C•L: DVCL-253P  
Ariadni C•L: AYCL-253P

Maximum wattage controlled: 250W



Brand	Wattage	Model	Description
Feit	13.5W	BPCEA19/OM800/LED/CAN	A19, Omni Directional
	14W	LEDR56/830	Downlight, 3000K, 925 Lumen, retrofit kit
	15W	BPCEPAR30/LEDG5	PAR30
	15W	PAR30L/5K/LEDG5	PAR30, 5000K
	15W	PAR30L/5K/LEDG5/CAN	PAR30, 5000K
	15W	PAR30L/LEDG5	PAR30
	15W	PAR30L/LEDG5/CAN	PAR30
	16W	A19/OM1100R/LED	A19, 3000K, 1100 Lumen, Omni Directional
	16.8W	LEDR56/3K	5" or 6" Downlight, 3000K, 840 Lumen
	17W	BPCEBR40/LED	BR40, 2700K, 1065 Lumen
	18W	18PAR38/DM/LED	PAR38, 3000K
	18W	PAR38DM/5K/LED	PAR38, 5000K
	18W	PAR38DM/LED	PAR38, 3000K
	20W	20PAR38/LEDG5	PAR38
	20W	BPCEPAR38/LEDG5	PAR38
	20W	PAR38/5K/LEDG5	PAR38, 5000K
	20W	PAR38/5K/LEDG5/CAN	PAR38, 5000K
	20W	PAR38/LEDG5	PAR38
	20W	PAR38/LEDG5/CAN	PAR38
	20.5W	LEDR56/827	5" or 6" Downlight, 2700K, 1245 Lumen
	22W	A/OM1600R/27K/LED	A21, 2700K, 1600 Lumen
	22W	A/OM1600R/5K/LED	A21, Daylight, 5000K, 1600 Lumen
	22W	A/OM1600R/LED	A21, Warm White, 3000K, 1600 Lumen
GE	7W	LED7DP20B827/20	PAR20, 2700K, Flood, Black Base
	7W	LED7DP20B830/12	PAR20, 3000K, Spot, Black Base
	7W	LED7DP20B830/20	PAR20, 3000K, Flood, Black Base
	7W	LED7DP20S827/20	PAR20, 2700K, Flood, Silver Base
	7W	LED7DP20S830/20	PAR20, 3000K, Flood, Silver Base
	7W	LED7DP20W827/20	PAR20, 2700K, Flood, White Base
	7W	LED7DP20W830/12	PAR20, 3000K, Spot, White Base
	7W	LED7DP20W830/20	PAR20, 3000K, Flood, White Base
	8W	LED8DA19/827	A19, 2700K, 450 Lumen, E26
	10W	LED10DP30S827/20	PAR30, 2700K, Short Neck, Silver Base
	10W	LED10DP30S830/20	PAR30, 3000K, Short Neck, Silver Base
	10W	LED10DP30W827/20	PAR30, 2700K, Short Neck, White Base
	10W	LED10DP3LS827/20	PAR30, 2700K, Long Neck, Silver Base
	10W	LED10DP3LS830/20	PAR30, 3000K, Long Neck, Silver Base
	11W	LED11DA19RVL/TP†	A19, 2700K, 570 Lumen
	11W	LED11DA19V2†	A19, 2700K, 800 Lumen
	12W	LED12DR30RVL/BK	BR30, Reveal
	12W	LED12DR30RVL/CDN	BR30, Reveal
	12W	LED12DR30RVL/TP	BR30, Reveal 2850K, 630 Lumen
	18W	LED18D38W827/15	PAR38, 2700K, E26, 15° Beam
	18W	LED18D38W827/25	PAR38, 2700K, E26, 25° Beam
	18W	LED18D38W827/40	PAR38, 2700K, E26, 40° Beam
	18W	LED18D38W830/15	PAR38, 3000K, 1400 Lumen, E26, 15° Beam
	18W	LED18D38W830/25	PAR38, 3000K, 1400 Lumen, E26, 25° Beam
	18W	LED18D38W830/40	PAR38, 3000K, 1400 Lumen, E26, 40° Beam
	18W	LED18D38W927/15	PAR38, 2700K, 1100 Lumen, E26, 15° Beam
	18W	LED18D38W927/25	PAR38, 2700K, 1100 Lumen, E26, 25° Beam
18W	LED18D38W927/40	PAR38, 2700K, 1100 Lumen, E26, 40° Beam	
18W	LED18D38W930/15	PAR38, 3000K, 1200 Lumen, E26, 15° Beam	
18W	LED18D38W930/25	PAR38, 3000K, 1200 Lumen, E26, 25° Beam	
18W	LED18D38W930/40	PAR38, 3000K, 1200 Lumen, E26, 40° Beam	
Halco	18W	PAR38/18NW/FL/LED†	PAR38, 5000K
	18W	PAR38/18WW/FL/LED†	PAR38, 2700K
	20W	PAR38FL20/827/LED	PAR38, 2700K, 1150 Lumen Flood

† Requires a minimum of 2 lamps

†† Requires a minimum of 3 lamps

© Lutron Electronics Co., Inc. | PN 368-3266J



# Dimmable CFL & LED bulbs

Compatible with C•L® dimmers


List Updated August 4, 2015



## LED bulbs for 250W C•L dimmers

Diva C•L: DVCL-253P  
Ariadni C•L: AYCL-253P

Maximum wattage controlled: 250W



Brand	Wattage	Model	Description
Halco	20W	PAR38FL20/830/LED	PAR38, 3000K, 1200 Lumen Flood
	20W	PAR38FL20/840/LED	PAR38, 4000K, 1250 Lumen Flood
	20W	PAR38FL20/850/LED	PAR38, 5000K, 1300 Lumen Flood
	20W	PAR38NFL20/827/LED	PAR38, 2700K, 1150 Lumen Flood
	20W	PAR38NFL20/830/LED	PAR38, 3000K, 1200 Lumen Flood
	20W	PAR38NFL20/840/LED	PAR38, 4000K Flood
	20W	PAR38NFL20/850/LED	PAR38, 5000K, 1300 Lumen Flood
	20W	PAR38SP20/827/LED	PAR38, 2700K, 1150 Lumen Spot
	20W	PAR38SP20/830/LED	PAR38, 3000K, 1200 Lumen Spot
	20W	PAR38SP20/840/LED	PAR38, 4000K Spot
	20W	PAR38SP20/850/LED	PAR38, 5000K, 1300 Lumen Spot
	Lighting Science	8W	DFN 19 CW 120
8W		DFN 19 NW 120	A19, Neutral White, 4000K
8W		DFN 19 W27 120	A19, Warm White, 2700K
8W		DFN 19 WW 120	A19, Warm White, 3000K
8W		DFN 20 CW FL 120	PAR20, Cool White, 5000K
8W		DFN 20 CW NFL 120	PAR20, Cool White, 5000K
8W		DFN 20 NW FL 120	PAR20, Neutral White, 4000K
8W		DFN 20 NW NFL 120	PAR20, Neutral White, 4000K
8W		DFN 20 W27 FL 120	PAR20, Warm White, 2700K
8W		DFN 20 W27 NFL 120	PAR20, Warm White, 2700K
8W		DFN 20 WW FL 120	PAR20, Warm White, 3000K
8W		DFN 20 WW NFL 120	PAR20, Warm White, 3000K
8W		DFN 25 CW 120	G25, Cool White, 5000K
8W		DFN 25 NW 120	G25, Neutral White, 4000K
8W		DFN 25 W27 120	G25, Warm White, 2700K
8W		DFN 25 WW 120	G25, Warm White, 3000K
8W		DFN A19 V1 CW 120	A19, Cool White, 5000K
8W		DFN A19 V1 NW 120	A19, Neutral White, 4000K
8W		DFN A19 V1 W27 120	A19, Warm White, 2700K
8W		DFN A19 V1 WW 120	A19, Warm White, 3000K
10.5W		LS 30 75WE xxx GB xx 120	PAR30, various color temperatures
13W		LS GLP6 W27 120 WH S1 BX	6" Downlight, 2700K, E26 retrofit
13.5W		DFN A19 V2 CW 120	A19, Cool White, 5000K
13.5W		DFN A19 V2 NW 120	A19, Neutral White, 4000K
13.5W		DFN A19 V2 W27 120	A19, Warm White, 2700K
13.5W		DFN A19 V2 WW 120	A19, Warm White, 3000K
14.5W		GLP6 NW WH	6" Downlight, White, 4000K
14.5W		GLP6 W27 WH	6" Downlight, White, 2700K
14.5W		GLP6 WW WH	6" Downlight, Warm White, 3000K
15W		DFN BR30 CW FL 120	BR30, Cool White, 5000K
15W		DFN BR30 NW FL 120	BR30, Neutral White, 4000K
15W		DFN BR30 W27 FL 120	BR30, Warm White, 2700K
15W	DFN BR30 WW FL 120	BR30, Warm White, 3000K	
18W	DFN 38 CW FL 120	PAR38, Cool White, 5000K	
18W	DFN 38 CW NFL 120	PAR38, Cool White, 5000K	
18W	DFN 38 NW FL 120	PAR38, Neutral White, 4000K	
18W	DFN 38 NW NFL 120	PAR38, Neutral White, 4000K	
18W	DFN 38 W27 FL 120	PAR38, Warm White, 2700K	
18W	DFN 38 W27 NFL 120	PAR38, Warm White, 2700K	
18W	DFN 38 WW FL 120	PAR38, Warm White, 3000K	
18W	DFN 38 WW NFL 120	PAR38, Warm White, 3000K	
Litetronics	14W	LP14550FL2D	BR30, 2700K, 925 Lumen
	14W	LP14550FL4D	BR30, 3000K, 925 Lumen
	14W	LP14550FL6D	BR30, 4000K, 925 Lumen
Lumapro	8W	8A19/LED/DIM/30	A19, Warm White, 3000K (6GEM2)
	8W	8A19/LED/DIM/50	A19, Cool White, 5000K (6GEM3)
	8W	8PAR20/LED/DIM30/NFL	PAR20, Warm White, 3000K (6GEM4)

† Requires a minimum of 2 lamps  
 †† Requires a minimum of 3 lamps  
 © Lutron Electronics Co., Inc. | PN 368-3266J



# Dimmable CFL & LED bulbs

Compatible with C•L® dimmers


List Updated August 4, 2015



## LED bulbs for 250W C•L dimmers

Diva C•L: DVCL-253P  
Ariadni C•L: AYCL-253P

Maximum wattage controlled: 250W



Brand	Wattage	Model	Description
Lumapro	8W	8PAR20/LED/DIM50/NFL	PAR20, Cool White, 5000K (6GEM5)
Luminus	18W	TP120-RT5/6-DIM-E	Retrofit downlight, 3000K, 1100 Lumen
Philips	6.5W	9290011347 (455741)	A19, Warm Glow, 450 Lumen
	7W	9290002706	A19 SlimStyle, Daylight, 5000K, 450 Lumen, E26
	8W	9290002267	A19, 2700K, 470 Lumen
	8W	9290002295	A19, 5000K, 470 Lumen
	8W	9290002329	PAR20, 3000K, 470 Lumen, E26
	8W	9290002330	PAR20
	8W	9290002331	PAR20
	8W	9290002332	PAR20
	8W	9290002333	PAR20
	8W	9290002334	PAR20
	8W	9290002335	PAR20
	8W	9290002704	A19 SlimStyle, 2700K, 450 Lumen, E26, 40WE
	8.5W	9290002543	BR30, 5000K, 730 Lumen, 8.5W
	8.5W	9290011116	BR30, 5000K, 730 Lumen, E26
	9W	9290011346 (455873)	A19, Daylight, 5000K, 800 Lumen, E26
	9.5W	9290011117	BR30, 2700K, 730 Lumen, WarmGlow to 2200K (Nov 2014 or later)
	9.5W	9290011345 (455840)	A19, Soft White, 2200-2700K, 800 Lumen, E26
	9.5W	9290011118 (452359)	BR30 SlimStyle, 2700K, 650 Lumen, E26, 65WE
	9.5W	9290011118 (452383)	BR30 SlimStyle, 2700K, 650 Lumen, E26, 65WE
	9.5W	9290011118 (452417)	BR30 SlimStyle, 2700K, 650 Lumen, E26, 65WE
	9.5W	9290011119 (452441)	BR30 SlimStyle, 5000K, 650 Lumen, E26, 65WE
	9.5W	9290011119 (452466)	BR30 SlimStyle, 5000K, 650 Lumen, E26, 65WE
	9.5W	9290011119 (452482)	BR30 SlimStyle, 5000K, 650 Lumen, E26, 65WE
	10.5W	9290002544	BR30, 2700K, 730 Lumen
	10.5W	9290002707	A19 SlimStyle, Soft White, 2700K, 800 Lumen, 3pk
	11W	9290002268	A19, 2700K, 830 Lumen
	11W	9290002296	A19, 5000K, 830 Lumen
	11W	9290011113	PAR30L, 3000K, ? Lumen, E26
	12W	9290002580 (431392)	BR40, 2700K, 800 Lumen
	12.5W	9290001829	A19, 2700K, 908 Lumen
	12.5W	12E26A60	A19, 2700K
	13W	9290002197	BR30, 2700K, 721 Lumen
	13W	9290011120	A21 SlimStyle, 2700K, 1100 Lumen
	13W	13E26B30DAAABAA	BR30, 3000K
	13W	9290002523 13PAR38/F25 3000 DIM AF RO	PAR38, 3000K, 950 Lumen
	14.5W	9290002199	BR40, 2700K, 832 Lumen
	15W	9290002426	A21, 2700K, 1180 Lumen
	15W	9290002595	A21, Soft White, 2700K, 1180 Lumen, E26
	15W	9290011111	PAR38, 3000K, 1050 Lumen, E26, Flood
	15W	9290011112	PAR38, 5000K, 1050 Lumen, E26, Flood
	17W	9290002018	A21, 2700K
	17W	17E26A21D	A21, 2700K
	18W	18E26PAR38D-2	PAR38, 2700K
	19W	9290002473	PAR38, 3000K, 1250 Lumen
	19.5W	9290002251	PAR38, 3000K, 1210 Lumen
	19.5W	9290002252	PAR38, 2700K, 1183 Lumen
	19.5W	9290002253	PAR38, 3000K, 1212 Lumen
19.5W	9290002291	PAR38, 4000K, 1207 Lumen	
19.5W	9290002312	PAR38, 2700K, 1100 Lumen	
19.5W	9290002313	PAR38, 2700K, 1196 Lumen	
19.5W	9290002314	PAR38, 3000K, 1200 Lumen	
19.5W	9290002315	PAR38, 3000K, 1225 Lumen	
19.5W	9290002316	PAR38, 4000K, 1200 Lumen	
19.5W	9290002317	PAR38, 4000K, 1245 Lumen	
19.5W	9290002321	PAR38, 2700K, 1172 Lumen	

† Requires a minimum of 2 lamps

†† Requires a minimum of 3 lamps

© Lutron Electronics Co., Inc. | PN 368-3266J



# Dimmable CFL & LED bulbs

Compatible with C•L® dimmers

List Updated August 4, 2015



## LED bulbs for 250W C•L dimmers

Diva C•L: DVCL-253P  
Ariadni C•L: AYCL-253P

Maximum wattage controlled: 250W



Brand	Wattage	Model	Description	
Philips	19.5W	9290002322	PAR38, 5000K, 1300 Lumen	
	22W	9290002290	A21, 2700K, 1780 Lumen, Medium base	
	7W	S8827 thru S8838	PAR30	
	10.5W	S9037	A19, 2700K, 810 Lumen, E26	
	10.5W	S9038	A19, 3500K, 830 Lumen, E26	
	10.5W	S9039	A19, 5000K, 870 Lumen, E26	
	11W	S9084	PAR30, 3000K, 780 Lumen, E26, short neck, 25° Beam	
	11W	S9085	PAR30, 4000K, 780 Lumen, E26, short neck, 25° Beam	
	11W	S9086	PAR30, 3000K, 780 Lumen, E26, short neck, 40° Beam	
	11W	S9087	PAR30, 4000K, 780 Lumen, E26, short neck, 40° Beam	
	11W	S9088	PAR30, 3000K, 780 Lumen, E26, long neck, 25° Beam	
	11W	S9089	PAR30, 4000K, 780 Lumen, E26, long neck, 25° Beam	
	11W	S9090	PAR30, 3000K, 780 Lumen, E26, long neck, 40° Beam	
	11W	S9091	PAR30, 4000K, 780 Lumen, E26, long neck, 40° Beam	
	Satco	13W	S8959 thru S8963	PAR30
		14W	S8814 thru S8819	PAR30
		14W	S8821 thru S8826	PAR30
17W		S8852 thru S8859	PAR38	
17W		S8861 thru S8864	PAR38	
17W		S8977-S8979	PAR38	
17W		S8984-S8986	PAR38	
17W		S9092	PAR38, 3000K, 1200 Lumen, E26, 25° beam	
17W		S9093	PAR38, 4000K, 1200 Lumen, E26, 25° beam	
17W		S9094	PAR38, 3000K, 1200 Lumen, E26, 40° beam	
17W		S9095	PAR38, 4000K, 1200 Lumen, E26, 40° beam	
7W		LRP20/25/27K	PAR20, 2700K, 475 Lumen, E26, 25° Beam	
7W		LRP20/25/30K	PAR20, 3000K, 500 Lumen, E26, 25° Beam	
7W		LRP20/40/27K	PAR20, 2700K, 475 Lumen, E26, 40° Beam	
7W		LRP20/40/30K	PAR20, 3000K, 500 Lumen, E26, 40° Beam	
11W		LR20/25/27K/675/xx	PAR20, 2700K, 675 Lumen, E26, narrow flood	
11W		LR20/25/30K/750	PAR20, 3000K, 750 Lumen, E26, narrow flood	
11W		LR20/40/27K/675/xx	PAR20, 2700K, 675 Lumen, E26, wide flood	
11W		LR20/40/30K/750/xx	PAR20, 3000K, 750 Lumen, E26, wide flood	
Solais		16W	LR30/10/27K/1100/xx	PAR30, 2700K, 1100 Lumen, E26, short neck, 10° Beam
	16W	LR30/10/30K/1125/xx	PAR30, 3000K, 1125 Lumen, E26, short neck, 10° Beam	
	16W	LR30/10/30K/1200/xx	PAR30, 3000K, 1200 Lumen, E26, short neck, 10° Beam	
	16W	LR30/15/27K/1100/xx	PAR30, 2700K, 1100 Lumen, E26, short neck, 15° Beam	
	16W	LR30/15/30K/1125/xx	PAR30, 3000K, 1125 Lumen, E26, short neck, 15° Beam	
	16W	LR30/15/30K/1200/xx	PAR30, 3000K, 1200 Lumen, E26, short neck, 15° Beam	
	16W	LR30/25/27K/1100/xx	PAR30, 2700K, 1100 Lumen, E26, short neck, 25° Beam	
	16W	LR30/25/30K/1125/xx	PAR30, 3000K, 1125 Lumen, E26, short neck, 25° Beam	
	16W	LR30/25/30K/1200/WH	PAR30, 3000K, 1200 Lumen, E26, short neck, 25° Beam	
	16W	LR30/40/27K/1100/xx	PAR30, 2700K, 1100 Lumen, E26, short neck, 40° Beam	
	16W	LR30/40/30K/1125/xx	PAR30, 3000K, 1125 Lumen, E26, short neck, 40° Beam	
	16W	LR30/40/30K/1200/xx	PAR30, 3000K, 1200 Lumen, E26, short neck, 40° Beam	
	16W	LRP38/25/27K	PAR38, 2700K, 1025 Lumen, E26, 25° Beam	
	16W	LRP38/25/30K	PAR38, 3000K, 1100 Lumen, E26, 25° Beam	
	16W	LRP38/40/27K	PAR38, 2700K, 1025 Lumen, E26, 40° Beam	
	16W	LRP38/40/30K	PAR38, 3000K, 1100 Lumen, E26, 40° Beam	
	20W	LR38/25/30K/1450/SL	PAR38, 3000K, 1450 Lumen, E26, 15° Beam	
	28W	LR38/15/27K/2000/xx	PAR38, 2700K, 2000 Lumen, E26	
	28W	LR38/15/30K/2100/xx	PAR38, 3000K, 2100 Lumen, E26	
	28W	LR38/25/27K/2000/xx	PAR38, 2700K, 2000 Lumen, E26	
	28W	LR38/25/30K/2100/xx	PAR38, 3000K, 2100 Lumen, E26	
	28W	LR38/40/27K/2000/xx	PAR38, 2700K, 2000 Lumen, E26	
	28W	LR38/40/30K/2100/xx	PAR38, 3000K, 2100 Lumen, E26	
	Switch	10W	A260FUS27B1	A19, 800 Lumen
	Sylvania	6W	79643	A19, Soft White, 2700K, 450 Lumen, E26, clear

† Requires a minimum of 2 lamps  
 †† Requires a minimum of 3 lamps  
 © Lutron Electronics Co., Inc. | PN 368-3266J

# Dimmable CFL & LED bulbs

Compatible with C•L® dimmers


List Updated August 4, 2015



## LED bulbs for 250W C•L dimmers

Diva C•L: DVCL-253P  
Ariadni C•L: AYCL-253P

Maximum wattage controlled: 250W



Brand	Wattage	Model	Description	
Sylvania	7W	79120	PAR20, 2700K, 500 Lumen, E26	
	7W	LED7A19/DIM/O/SE/830 (78214)	A19, 3000K to 2000K, 450 Lumen, E26, Sunset Effect	
	7W	LED7A19/DIM/O/SE/830/RP (78213)	A19, 3000K to 2000K, 450 Lumen, E26, Sunset Effect	
	8W	LED8A/DIM/F/827	A19, 2700K	
	8W	LED8A/DIM/F/830	A19, 3000K	
	8W	LED8A19DIMO827RP	A19, 2700K, 470 Lumen, E26	
	8W	LED8G25/DIM/F/827	G25, 2700K	
	8W	LED8G25/DIM/F/830	G25, 3000K	
	8W	LED8PAR16/DIM/930/FL36/P/LW	PAR16, Soft White, 390 Lumen	
	8W	LED8PAR16/GU10/DIM/930/FL36/RP	PAR16, GU10, Soft White, 390 Lumen	
	8W	LED8R20/DIM/SE/830/RP	R20, Soft White, 2700K to 2000K, 520 Lumen	
	10W	LED/600/RT4/830/FL80/RP	Recessed lighting kit, 3000K, 600 Lumen	
	10W	LED/RT4/600/827/FL80	Recessed lighting kit, 2700K, 600 Lumen	
	10W	LED/RT6/700/830/SE/1PK (73195-0)	6" Downlight, 3000K, 700 Lumen, E26, Retro-fit	
	10W	LED10A19/DIM/O/SE/830	A19, 3000K, 800 Lumen	
	10W	LED10A19/DIM/O/SE/830/RP (78215)	A19, 3000K, 800 Lumen	
	10.5W	LED10A19/DIM/CL/O/827 (79146)	A19, 2700K, 800 Lumen, E26, 60WE	
	10.5W	LED10A19/DIM/CL/O/827/BL (79147)	A19, 2700K, 800 Lumen, E26, 60WE	
	10.5W	LED10A19/DIM/CL/O/827/G4 (79142)	A19, 2700K, 800 Lumen, E26, 60WE	
	10.5W	LED10A19/DIM/CL/O/827/G4/BL (79143)	A19, 2700K, 800 Lumen, E26, 60WE	
	10.5W	LED10A19/DIM/CL/O/827/RP (79644)	A19, 2700K, 800 Lumen, E26, 60WE	
	10.5W	LED10A19/DIM/CL/O/850/G4 (79144)	A19, 5000K, 800 Lumen, E26, 60WE	
	10.5W	LED10A19/DIM/CL/O/850/G4/BL (79145)	A19, 5000K, 800 Lumen, E26, 60WE	
	11W	LED11BR30/DIM/HO/827/G3 (78413)	BR30, 2700K, 800 Lumen, E26	
	11W	LED11BR30/DIM/HO/827/G3/RP (78415)	BR30, 2700K, 800 Lumen, E26	
	11W	LED11BR30/DIM/HO/827/G3/RP (79121)	BR30, 2700K, 800 Lumen, E26	
	12W	LED12BR30/DIM/HO/827	BR30, 2700K, Medium base	
	12W	LED12BR30/DIM/HO/827/HVP	BR30, 2700K, Medium base	
	12W	LED12BR30/DIM/SE/830/RP	BR30, Soft White, 2700K to 2000K, 850 Lumen	
	15W	LED15BR40/DIM/HO/827/G3/RP	BR40, Soft White, 2700K, 1100 Lumen, E26, Flood	
	16W	LED16BR40DIMHO827	BR40, 2700K, 1100Lumen	
	17W	LED17PAR30LN/DIM/830/WSP15/P	PAR30, 3000K, 1200 Lumen, E26, spot	
	17W	LED17PAR30LN/DIM/830/WSP20	PAR30, 3000K, 1200 Lumen, E26, wide spot	
	20W	LED20PAR38/DIM/930/FL40/P2	PAR38, 3000K, 1000 Lumen,	
	20W	LED20PAR38DIM830FL40	PAR38, 3000K, 1300 Lumen	
	21W	LED21/PAR38/DIM/P/930/FL30/HVP	PAR38, Warm White, 3000K, 1100 Lumen, E26, 21W	
	TCP	11W	LED11E26BR3027K	BR30, 2700K
		14W	LED14E26BR3027K	BR30, 2700K
		17W	LED17E26P3827KFL	PAR38, 2700K
		17W	LED17E26P3827KNFL	PAR38, 2700K
17W		LED17E26P3830KFL	PAR38, 3000K	
17W		LED17E26P3830KFLBT	PAR38	
17W		LED17E26P3830KFLWT	PAR38	

† Requires a minimum of 2 lamps  
 †† Requires a minimum of 3 lamps  
 © Lutron Electronics Co., Inc. | PN 368-3266J

# Dimmable CFL & LED bulbs

Compatible with C•L® dimmers

List Updated August 4, 2015



## LED bulbs for 250W C•L dimmers

Diva C•L: DVCL-253P  
Ariadni C•L: AYCL-253P

Maximum wattage controlled: 250W



Brand	Wattage	Model	Description
TCP	17W	LED17E26P3830KNFL	PAR38, 3000K
	17W	LED17E26P3830KNFLBT	PAR38
	17W	LED17E26P3830KNFLWT	PAR38
	17W	LED17E26P3841KFL	PAR38, 4100K
	17W	LED17E26P3841KNFL	PAR38, 4100K
	17W	LED17E26P3850KFL	PAR38, 5000K
	17W	LED17E26P3850KNFL	PAR38, 5000K
Toshiba	13W	LDRB1327WE6USD2 (13BR40/27K-T)	BR40, 2700K, 950 Lumen
	13W	LDRB1340WE6USD2 (13BR40/40L-T)	BR40, 4000K, 1050 Lumen
Utilitech	6.5W	LR16DMLED	R16, Soft White, 2700K, 400 Lumen, E26, 40WE
	7.5W	LA19DM/GU24/LED	A19, 3000K, GU24
	7.5W	LA19DM/LED	A19, 3000K, 450 Lumen, E26
	7.5W	LPAR20DM/5K/LED	PAR20, 5000K
	7.5W	LPAR20DM/LED	PAR20, 3000K
	8W	LA19DM/5K/LED	A19, 5000K
	8W	LG25DM/LEDG2†	G25, Warm White, 3000K, 510 Lumen, E26
	8W	LR20DM/LED	R20, 2700K, 450 Lumen (90mA ridged reflector version)
	8W	LR20DMLEDG2	R20, 2700K, 450 Lumen, E26 Medium base (70 mA smooth reflector version)
	9W	LR20HO/LED/G2	R20, Soft White, 650 Lumen, E26, flood
	9W	R20HO/LED/G2	R20, Soft White, 650 Lumen, E26, flood
	9.5W	LPAR20/5K/LEDG5	PAR20, 5000K, 500 Lumen
	9.5W	LPAR20/LEDG5	PAR20, 3000K, 450 Lumen
	9.5W	LPAR20DM/SP/LED	PAR20, 3000K, 465 Lumen, Spot
	9.8W	LA19DM/800/LED/G2	A19, 3000K, 800 Lumen
	10W	LA19DM/800/5K/LEDG2	A19, 5000K
	10W	LA19DM/800/LEDG2	A19, 3000K, 800 Lumen
	10W	LG25/DM/LED	G25, 3000K
	11W	DLS02-06A27D1E-WH-F2	5" or 6" Downlight, 2700K, 700 Lumen, E26 retrofit 2pk
	11W	DLS02-41127D1E-WF1	4" Downlight, Soft White, 2700K, 650 Lumen, E26 retrofit
	12W	LPAR30L/LEDG7/2	PAR30L, 3000K, 800 Lumen, E26, long neck, 2PK
	13W	DLS02-06A50D1E-WH-F1	5" or 6" Downlight, 5000K, 700 Lumen, E26 retrofit
	13W	DLS02-61327D1E-WF1	5" or 6" Downlight, Soft White, 2700K, 800 Lumen, E26 retrofit
	13W	DLS02-61350D1E-WF1	5" or 6" Downlight, Daylight, 5000K, 800 Lumen, E26 retrofit
	13W	LBR30DM/LEDG2	BR30
	13.5W	LA19/OM800/LED	A19, 3000K, 800 Lumen, Omni Directional
	13.5W	LA19DM/800/LED	A19, 3000K
	15W	LBR30HO/LED/G2	BR30, Soft White, 1150 Lumen
	15W	LPAR30L/5K/LEDG5	PAR30, 5000K, 800 Lumen, long neck flood
	15W	LPAR30L/LEDG5	PAR30, 3000K, 790 Lumen, long neck flood
	15W	LPAR30LDM/SP/LED	PAR30, 3000K, 790 Lumen, long neck, spot
	15W	LPAR30S/LEDG5	PAR30, 3000K, 750 Lumen, short neck flood
	16W	LA19/OM1100R/LED	A19, 3000K, 1100 Lumen, Omni Directional
16W	LBR40DMLEDG2	BR40, 2700K, 1065 Lumen	
17.5W	YGA08A35-17.5W-827	BR40, 2700K, 1100 Lumen	
18W	LPAR38DM/5K/LED	PAR38, 5000K	
18W	LPAR38DM/LED	PAR38, 3000K	
20W	L20PAR38/LEDG5	PAR38, 3000K, 1000 Lumen, flood	
20W	LBR40HO/LED/G2	BR40, Soft White, 1400 Lumen	
20W	LPAR38/5K/LEDG5	PAR38, 5000K, 1000 Lumen, flood	
20W	LPAR38/LEDG5	PAR38, 3000K, 1000 Lumen, flood	
20W	LPAR38DM/SP/LED	PAR38, 3000K, 1000 Lumen, Spot	
20.5W	LPAR381400LEDG72	PAR38, 1450 Lumen, 2PK	
22W	LA/OM1600R/5K/LED	A21, Daylight, 5000K, 1600 Lumen	
22W	LA/OM1600R/LED	A21, Warm White, 3000K, 1600 Lumen	
23W	LPAR38/1400/5K/LEDG5	PAR38, 5000K, 1400 Lumen	

† Requires a minimum of 2 lamps

†† Requires a minimum of 3 lamps

© Lutron Electronics Co., Inc. | PN 368-3266J

# Dimmable CFL & LED bulbs

Compatible with C•L<sup>®</sup> dimmers


List Updated August 4, 2015



## LED bulbs for 250W C•L dimmers

Diva C•L: DVCL-253P  
Ariadni C•L: AYCL-253P

Maximum wattage controlled: 250W



Brand	Wattage	Model	Description
	23W	LPAR38/1400/LEDG5	PAR38, 3000K, 1400 Lumen
Westinghouse	8W	8A19/LED/DIM/30	A19, Warm White, 3000K
	8W	8A19/LED/DIM/50	A19, Cool White, 5000K
	8W	8PAR20/LED/DIM30/NFL	PAR20, Warm White, 3000K
	8W	8PAR20/LED/DIM50/NFL	PAR20, Warm White, 5000K

† Requires a minimum of 2 lamps  
 †† Requires a minimum of 3 lamps  
 © Lutron Electronics Co., Inc. | PN 368-3266J

# Dimmable CFL & LED bulbs

Compatible with C•L<sup>®</sup> dimmers


List Updated August 4, 2015



## CFL bulbs for 250W C•L dimmers

Diva C•L: DVCL-253P  
Ariadni C•L: AYCL-253P

Maximum wattage controlled: 250W



Brand	Wattage	Model	Description
EcoSmart	5W	8TC05	Candle, (ES5CCDF052, ES9CCDF052)
	5W	8TC05F	Candle, Torpedo Tip, 2700K, 200 Lumen
	5W	8TFC05F	Candle, Flame Tip, 2700K, 200 Lumen
	23W	40123	Spiral, Soft White (ES5M823DIM2)
GE	26W	FLE26/2/DVR/40	R40
Sylvania	5W	CF5EL/B10/827/L/DIM	Candle
	5W	CF5EL/B10C/DIM/827/ADP	Candle
	5W	CF5EL/DEC/DIM	Candle
TCP	3W	8T03CL	Candle Clear
	5W	8TC05F	Candle
	5W	8TFC05F	Candle, flame tip
	8W	8A08WH	A-bulb
	23W	40123	Spiral

† Requires a minimum of 2 lamps  
 †† Requires a minimum of 3 lamps  
 © Lutron Electronics Co., Inc. | PN 368-3266J