







Pos.	Description	Measurement	Quantity	Item
1	Upper front part	904 × 883 × 25 mm	1	44096-10
2	Lower front part	904 × 838 × 25 mm	1	44096-11
3	Upper back wall	904 × 838 × 25 mm	1	44096-12
4	Lower back wall	904 × 838 × 25 mm	1	44096-13
5	Upper side panel, left	550 × 886 × 25 mm	1	44096-14
6	Lower side panel, left	550 × 838 × 25 mm	1	44096-15
7	Upper side panel, right	550 × 886 × 25 mm	1	44096-16
8	Lower side panel, right	550 × 838 × 25 mm	1	44096-17
9	Roof	1020 × 609 × 35 mm	1	44096-18
10	Upper floor	901 × 501 × 15 mm	1	44096-20
11	Middle floor	901 × 501 × 15 mm	1	44096-21
12	Lower floor	902 × 397 × 25 mm	1	44096-22
13	Step	238 × 238 × 35 mm	1	44096-23
14	Cage roof	950 × 700 × 25 mm	2	44096-52
15	Outer ramp	1235 × 182 × 25 mm	1	44096-24
16	Upper cage side panel, rear left	700 × 838 × 25 mm	1	44096-30
17	Lower cage side panel, rear left	700 × 838 × 25 mm	1	44096-31

Pos.	Description	Measurement	Quantity	Item
18	Upper cage side panel, rear right	700 × 838 × 25 mm	1	44096-32
19	Lower cage side panel, rear right	700 × 838 × 25 mm	1	44096-33
20	Upper cage side panel, front left	700 × 838 × 25 mm	1	44096-40
21	Lower cage side panel, front left	700 × 838 × 25 mm	1	44096-41
22	Upper cage side panel, front right	700 × 838 × 25 mm	1	44096-42
23	Lower cage side panel, front right	700 × 838 × 25 mm	1	44096-43
24	Upper cage front part	904 × 516 × 25 mm	1	44096-50
25	Lower cage front part	904 × 1160 × 25 mm	1	44096-51

Pos.	Description	Size	Quantity	Item
A	Countersunk screw	 ∅ 4 × 60 mm	24+1	44096-60
B	Countersunk screw	 ∅ 4 × 50 mm	42+1	
C	Countersunk screw	 ∅ 4 × 35 mm	8+1	
D	Countersunk screw	 ∅ 4 × 30 mm	2+1	
E	Countersunk screw	 ∅ 3 × 20 mm	4+1	
F	Countersunk screw	 ∅ 3 × 12 mm	2+1	

USA Made in China.
MEX Hecho en China.

1. Fix the upper side panels (5/7) together with the lower side panels (6/8).

2. Fix the upper back wall (3) together with the lower back wall (4) and the upper front part (1) with the lower front part (2).

3. Screw all parts together.

4. Insert the middle floor part (11). Then screw the lower floor part (12) to the house.

5. Insert the upper floor (19).

6. Now screw the roof (9) to the house.

7. Screw the upper to the lower cage side panels (16-23).

8. Screw the rear cage side panels (16-19) to the house.

9. The step (13) and the outside ramp (15) must be screwed to the house.

10. Connect the front cage side panels (20-23) with the two front parts (24/25).

11. Joint the rear and the front cattery part together and fix them with screws. Fix the outside ramp to the cage.

12. Finally mount the two cage roof parts (14) and screw them on the cage.