

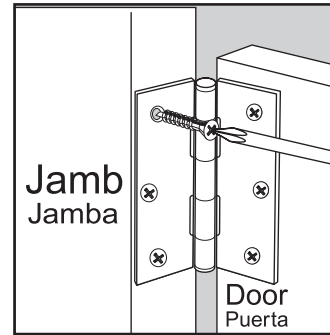
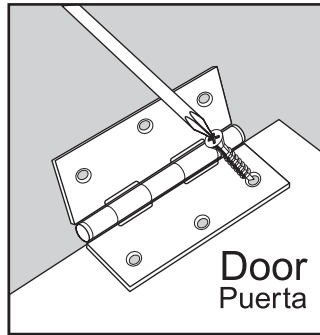



Wear Safety Goggles  
Utilice Gafas Protectoras



# Utility Hinge

## Bisagra para Usos Múltiples



### English

Ideal for use on lightweight exterior doors. Features non-rising removable pin. Broad Design. Rust resistant.

### Instructions:

1. Locate and mark screw locations.
2. Drill  $\frac{3}{32}$  in pilot holes.
3. Secure hinge to door with screws.
4. Place door in frame and drill  $\frac{3}{32}$  in pilot holes in door frame.
5. Secure hinges to door frame with screws.

Warning: This product contains chemicals known to the State of California to cause cancer and birth defects or other reproductive harm.

MADE IN CHINA  
HECHO EN CHINA

Distributed by  
Home Depot U.S.A., Inc.  
2455 Paces Ferry Rd., N.W.  
Atlanta, GA 30339

### Español

Ideal para usar en puertas de exterior livianas. Viene con clavija demontable que no se levanta. Diseño amplio. Resistente a la corrosión.

### Instrucciones:

1. Ubique y marque las ubicaciones de los tornillos.
2. Perfore orificios guía de  $\frac{3}{32}$  in (2.4 mm).
3. Asegure la bisagra a la puerta con tornillos.
4. Coloque la puerta en el marco y perfore orificios guía de  $\frac{3}{32}$  in (2.4 mm) en éste.
5. Asegure las bisagras al marco de la puerta con tornillos.