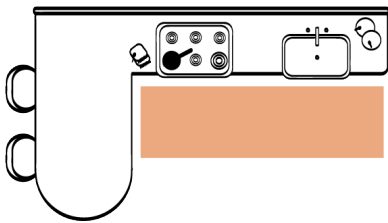


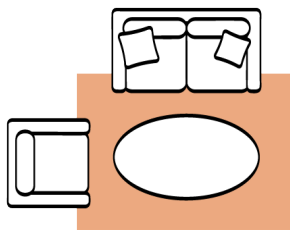
RUG SIZING

Rug sizing and placement can make or break any room decor. Choosing the correct rug size is essential to complementing a space properly and making a room look the best it can. When selecting a rug, consider your furniture and take note of the various layout options available. A rug that is too small or ill-proportioned to the room can make the space feel smaller or look imbalanced. Choosing the right rug size will not only help define the area and make it feel more refined and cohesive, but it can also enhance the overall acoustics of the space.



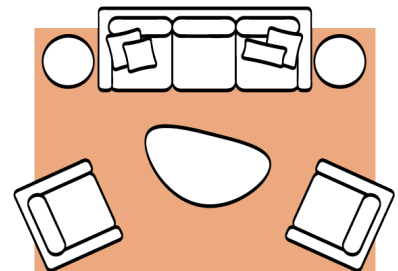
Runners

Utilize these in the more confined areas of your home that could benefit from an added touch of warmth. Ideal for entryways, hallways, and kitchens.



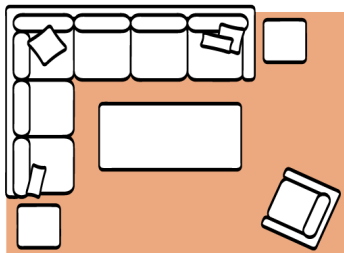
5' x 7' Area Rug

Limited room? No worries! Enhance loveseats and smaller sofas with 5x7 area rugs. Ensure the front legs of your furniture are in contact to create a more grounded feel in your space.



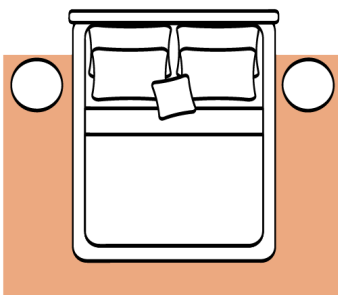
8' x 10' Area Rug

Ideal for areas with ample seating, 8' x 10' rugs provide a perfect fit for all furniture legs, creating a more anchored space. This size is also excellent for larger dining tables and adds a beautiful accent beneath beds.



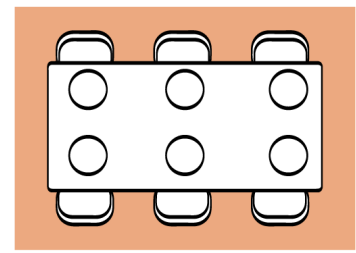
9' x 12' & Larger

Ideal for spacious rooms requiring a perfect grounding layer, 9' x 12' rugs provide the perfect solution. Employ this rug size to complement large sectionals and harmonize the space with additional seating.



Bedrooms

For a luxurious underfoot experience, opt for 6' x 9' or 8' x 10' rugs. Position the rug at least 1/5 (or 1/4 for 6' x 9') away from the headboard to extend the sense of coziness to the foot of the bed.



Dining Rooms

When selecting a rug for your dining room, factor in the size and shape of your table. Ensure the rug is spacious enough to prevent guests' chairs from catching against the rug's edge. For 5-6 seats, 8' x 10' rugs are a reliable choice. If you have a round or square table, opt for a rug of the corresponding shape.

RUG MATERIALS

Polypropylene/Olefin/Polyolefin

Synthetic (man-made) made by extruding polymers or petrochemicals and solution-dyed in a liquid state before it is formed into yarn. It is **highly durable, moisture, fade and stain resistant**, with minimal-to-no shedding or color variation. This material has a slight chemical odor which will fade over time.

Polyester/Acrylic/Poly Acrylic/Nylon

Synthetic (man-made) made by extruding polymers or petrochemicals and yarn-dyed. It is **highly durable, moisture and stain resistant** with minimal-to-no shedding. This material has a slight chemical odor which will fade over time.

Jute/Seagrass/Sisal

Cellulose fiber extracted from a plant then spun into yarn. This material is **sustainable, biodegradable, durable and affordable**. It is also **moisture resilient** and embodies natural color variation. It feels coarse and has high shedding if used in pile construction but minimal otherwise. Dyed and undyed colors will vary based on the time of year when the fibers are harvested.






Hair on Hide/Sheepskin

Natural animal rawhides with hair/fur still attached are cleaned and finished by hand. They are **moisture resistant and biodegradable**. Surya uses only cow and sheepskin hides and since no two animals have exactly the same markings or coloration, every product made with Hair on Hide or Sheepskin will have natural variation in shape, markings and coloration.

Wool

Protein based fiber from sheep's fleece is spun into yarn. Wool yarn is **sustainable, biodegradable, highly durable and highly resilient** with natural oils that provide softness. Dyed and undyed wool products will vary in shade from piece to piece and will fade with exposure to sunlight. All wool sheds, however this varies depending on the quality and will reduce over time.

RUG CONSTRUCTION

	Construction	How It's Made	Benefits	Characteristics
	Machine Woven	Mechanically woven on a large loom machine	Lower price than handmade rugs, little to no variation from piece to piece, minimal shedding, suitable for high traffic areas since it's easy to clean	Typically does not last as long as handmade constructions
	Hand Woven	Woven by hand on a pit loom or punja loom	Highly textural, high perceived value	Size/design/color may vary slightly, typically very thick which can be difficult to walk on or place furniture on
	Hand Hooked	Hand-operated tool is used to punch yarn through a canvas	Crafted/artisanal look; predominantly looped pile	Size/design/color may vary slightly, more sprouting than other constructions
	Hand Crafted	Animal hides are cleaned and finished by hand; other unconventional rug techniques may be categorized as Hand Crafted	Natural/crafted look	Size/shape/coloration will vary from piece to piece since every natural animal is completely unique
	Hand Tufted	Hand-operated tool is used to punch yarn through a canvas	Best-selling construction, many textures are possible; predominantly cut pile	Size/design/color may vary slightly, more shedding than other constructions

RUG CLEANING & CARE

Vacuuming

Taking care of your rug properly helps maintain its value. Use a vacuum cleaner without a beater bar to stop dirt and dust from settling into the rug. Brooms and manual sweepers are also a gentle and effective way to clean rugs. Refrain from running the vacuum over the edges of the rug or the rugs. Instead, use the handheld attachment or carefully place the vacuum on the rug.

Spills

In the event of a spill, press the spot firmly with a dye-free cloth to absorb the liquid. Work from the outer edges of the spill towards the center to prevent spreading. Never rub a spill as this forces the spill deeper into the rug. Be sure to choose a professional rug cleaning expert for handmade rugs.



Rotate your rug regularly to prevent uneven fading and wear. Remember sprouting is normal, refer to the material and construction to determine whether to trim or tuck a pull.

Now that you've received your new rug, it's time to put it on display. After removing the packaging and unfurling the rug, it is typical for the corners to be curled. To fix this, place an object like a book or piece of furniture on each corner to weigh it down. Another option is to flip the rug upside down. After a few days, the rug should lay evenly, making an impressive addition to your space.

Outdoor Safe products should be stored in when they are not in use. Store the rug in the shade when not in use, direct/indirect sunlight outdoors will cause rapid fading. Shade it with an awning or umbrella, if it is left outside. Rain or humid weather will cause rapid deterioration and/or mold. Store the rug in a dry space when not in use. If a rug is left in the rain by accident, hang the rug over a railing in sunlight until it has completely dried. Outdoor Safe products that are damaged or aged prematurely due to negligence are not considered defective.

COMMON CONCERNS

Design, Color & Size

Handmade rugs may have slight variation in design, color, and size (3%-5%) which are not considered defects. Machine woven rugs may have slight variation in size (up to 2%) which are not considered defects.

Shedding

Shedding is considered normal and will vary depending on the construction and content. Shedding will usually subside over time, although some rugs may have mild shedding for the lifetime of the rug. It typically takes 20-25 vacuums at a minimum (depending on foot traffic) to curtail shedding. Hand tufted rugs will have the highest shedding, while machine woven rugs have the lowest shedding. Wool and viscose have the highest shedding, while polypropylene, olefin, polyester, acrylic and nylon have the lowest shedding.

Sprouts

Sprouting is a normal part of the break-in process where loose yarns are pulled up above the surface of the rug. This is considered normal and will vary depending on the rug construction and content. To remove sprouts, use scissors to carefully trim the sprouting yarn even with the pile. Do not pull sprouts out of the rug, as this causes additional sprouting and damage. Hand hooked rugs will have the highest sprouting, while machine woven rugs have the lowest.

Creases

Because rugs are rolled for shipping and storage, they may have creases or curling when first unrolled.

Creases should disappear within a week or two when the rug is laid out flat. Reverse rolling the rug overnight will help to release creases.

Odor

Dyes, yarns, backing and packing material all have natural odors that are sometimes magnified after being sealed for shipping and storage. Odors should dissipate within a week once the rug is removed from the packaging.

Fading

The colors in your rug will fade with time, even if the material is fade resistant. Direct sunlight will cause faster fading than indirect sunlight. Rotating your rug every 3-6 months will distribute the fading more evenly over the rug which reduces the appearance of fading. Jute and Wool will fade the fastest. Polypropylene and olefin are the most fade resistant materials because they are solution dyed. Polyester, acrylic and nylon also fade much more slowly than natural materials.