



Buy it for looks. Buy it for life.®

Specifications

DESCRIPTION

- Metal construction with various finishes identified by suffix
- 1/2" IPS connections
- Includes metal pop-up waste assembly

OPERATION

- Lever style handles
- Maximum handle(s) rotation angle is 90° to full on
- Rotate hot side counterclockwise to open (clockwise to close)
- Rotate cold side clockwise to open (counterclockwise to close)

FLOW


- Flow is limited to 1.5 gpm max (5.7L/min) at 60 psi

CARTRIDGE

- 1224 cartridge design
- Nonmetallic and stainless steel material


STANDARDS

- Third party certified to WaterSense® ASME A112.18.1/CSA B125.1 and all applicable requirements referenced therein
- Certified to ANSI/NSF 61/9
- Contains no more than 0.25% weighted average lead content
- Complies with California Proposition 65 and with the Federal Safe Drinking Water Act

- ADA  for lever handles

WARRANTY

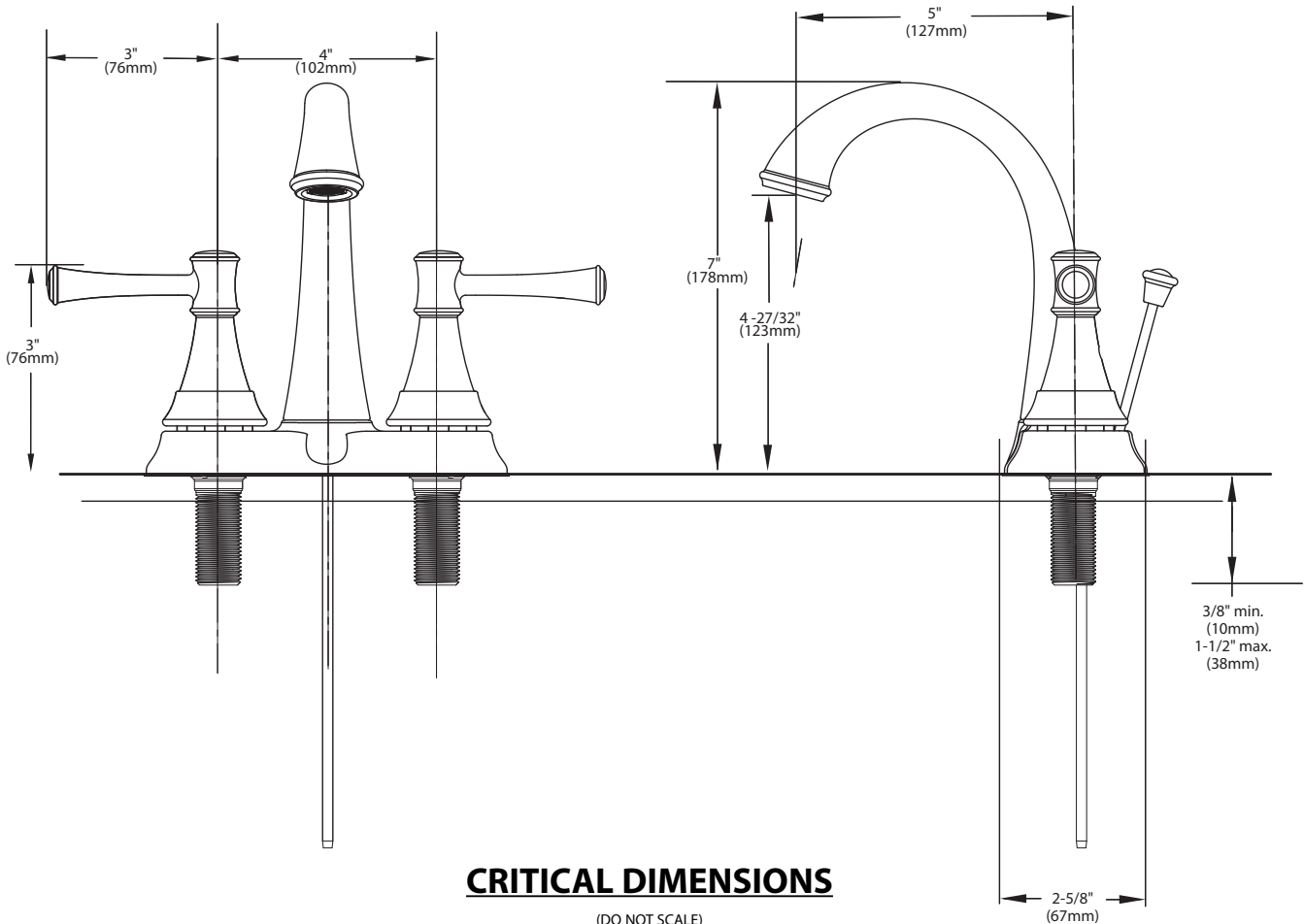
- Lifetime limited warranty against leaks, drips and finish defects to the original consumer purchaser
- 5 year warranty if used in commercial installations



Ashville™ 4" Lavatory Faucet with Metal Waste Assembly

Models: 84777 series

NOTE: THIS FAUCET IS DESIGNED TO BE INSTALLED THRU 3 HOLES, 1" MIN. DIA.



FOR MORE INFORMATION CALL: 1-800-BUY-MOEN

www.moen.com