

  
**KenroyHome**

**OTAKI TEAL GLAZE BIRDBATH**


Care and Instruction Manual



# 51101TL ASSEMBLY INSTRUCTIONS

---

Thank you for purchasing a Kenroy Home water feature, you are now only minutes away from filling your home or outdoor living space with peaceful displays. Our guarantee backs all of our water features, please do not hesitate to contact our Customer Support Team for resolutions to any parts or installation concerns.



---

  
**KenroyHome**

## **CUSTOMER SUPPORT TEAM**

For any additional questions or concerns please contact our Customer Support Team:

 **904-642-4340**

 **@KenroyHome**

 **customerorders@kenroyhome.com**

# 51101TL ASSEMBLY INSTRUCTIONS

Please reference the separate parts list and ensure that all pieces are included in the package prior to assembly.



To protect the finish, place all parts on a soft surface when unpacking.

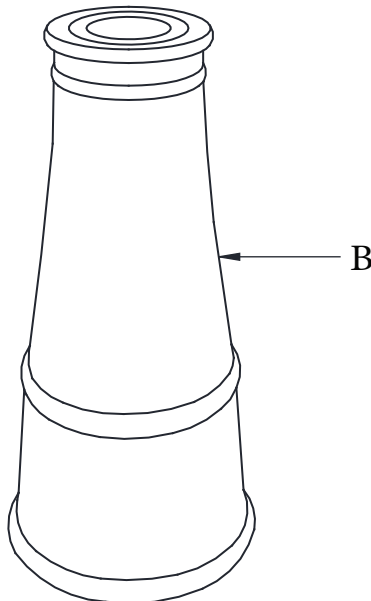


When assembling ensure that all parts are firmly tightened.

---

Place the base (B) onto level surface.

Option: Fill base (B) with sand (not included) to add extra weight.



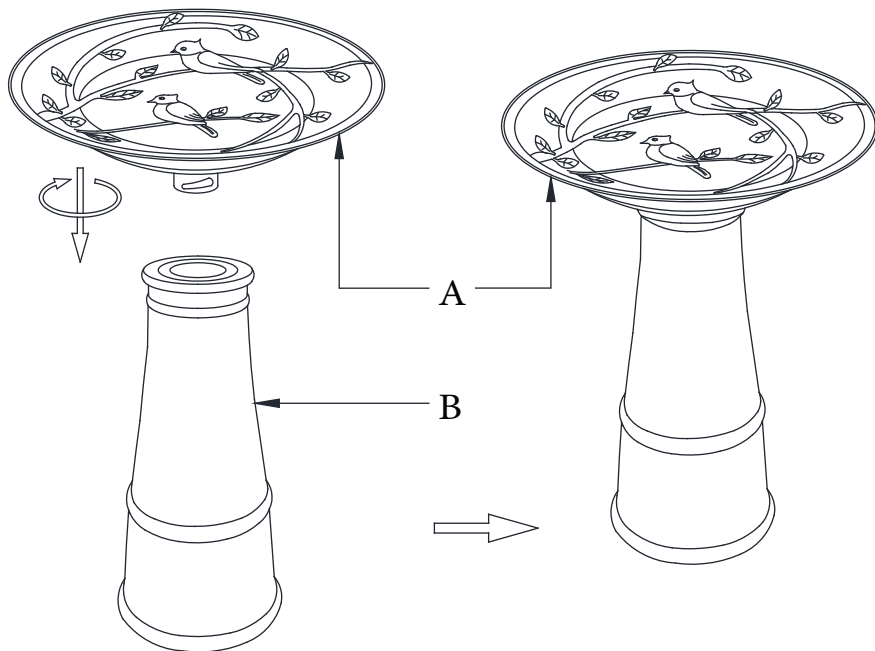
1

# 51101TL ASSEMBLY INSTRUCTIONS

Place the birdbath (A) onto the base (B) and twist it clockwise to secure.

Fill the birdbath (A) with 0.5 gallons of distilled water.

2



# 51101TL ASSEMBLY INSTRUCTIONS

## WATER FEATURE WARNINGS & TROUBLESHOOTING

- Do not place the water feature on or near any surface that can be damaged by water.
- Distilled water is recommended to reduce mineral deposits, bacteria build up and algae that may damage the water feature basin.
- Keep small children and pets away from the water feature; they can fall into the water feature and drown.
- Once a week inspect water feature, floor and adjacent wall for moisture build-up and clean as necessary. This is especially important for humid environments.
- *This water feature is designed for outdoor use. It can be used indoors, however splashing may occur.*

More information about water features can be found at [youtube.com/kenroyhomefountains](https://www.youtube.com/kenroyhomefountains).

# 51101TL ASSEMBLY INSTRUCTIONS

## FREQUENTLY ASKED QUESTIONS

What should I consider when selecting a water feature?

In addition to your personal style tastes, be sure you have an area for your water feature that can be safely exposed to water, as splashing can occur.

Can my water feature be left outside over winter?

This water feature is rated for outdoor use; however certain weather conditions may adversely affect your water feature. If the temperature in your region is at risk of dropping below 33° F, your water feature should be “winterized” before the cold weather arrives.

To winterize:

1. Fully drain your water feature of all water.
2. Clean all components thoroughly to prevent residue build-up.
3. Allow all parts to dry.
4. Store parts and water feature in a safe, weather-free environment

How do I clean my water feature?

Oils, dirt, and algae can all build up on the water feature over time. The best way to restore your water feature to its original state is to empty all the water from the water feature and use a mild soap (like dish detergent) and a soft acrylic brush to clean all the parts.

# 51101TL ASSEMBLY INSTRUCTIONS

## FREQUENTLY ASKED QUESTIONS CONTINUED

**How often will I need to fill my water feature?**

Over time, the water level in your water feature will recede. This is due to evaporation and the speed at which your water feature will need to be filled depends greatly on your environment- the humidity, if your water feature is in the sun, how often animals use the water feature, etc.

**I cannot find my installation instructions. Where can I find another copy?**

Installation and assembly instructions can be found online at [www.kenroyhome.com](http://www.kenroyhome.com)

**How do I level the water feature?**

If your water feature will be placed in an area with uneven ground, use a level and leveling shims to help level the water feature. Shims are wedge-shaped plastic parts that can be placed between the water feature and the ground to create a level surface.



# KenroyHome

ALL • TOGETHER • BETTER



[www.kenroyhome.com](http://www.kenroyhome.com)