



Instruction Manual

Item# GE2418BBGR-2 / GE2418BBBK-2 / GE2418BBYE-2



Having Trouble?

Chat with us on your phone

Simply point your phone camera towards
the QR code or see our website



xbrand.us

or email at

customerservice@ecintel.com

Monday - Friday 7:00AM - 3:30PM PST

Birdbath Fountain



Have Questions or Issues? Need help with assembly?

Contact us and we will resolve immediately.

Simply point your phone camera towards the QR code or see our website

Support Hours M-F 7:00AM - 3:30PM (U.S Pacific Time)



Chat with us:
xbrand.us



Email:
customerservice@ecintel.com



Call:
951-319-4433

Purchased your product online?

We would really appreciate it if you can share your experience
with others by reviewing our product on the website from
which you purchased.



Limited 1-Year Manufacturer Warranty on xbrand.us

Manufacturer warranty covers:

- Parts that are deemed defective within 30 day will be shipped free of charge.
- Any warranty claim after 30 days, will require shipping to be paid by the customer.

Any visible damage due to the neglect, misuse, or abuse will void the limited warranty of the product.

For further information, please contact us:

Chat with us: xbrand.us



Simply point your phone camera towards the QR code or see our website

Email: customerservice@ecintel.com

Purchased your product online?

We would really appreciate it if you can share your experience with others by reviewing our product on the website from which you purchased.



Please use your smart phone camera to scan the QR code.
Simply point your camera and let the camera scan the
code below, and click on the link that opens up.



[https://xbrand.us/product/
ge2418bbgr-2/](https://xbrand.us/product/ge2418bbgr-2/)

Contents 2

What is included 3

Assembly instructions 4

YouTube video instruction 5

Warranty 6

What is included



BIRDBATH TOP

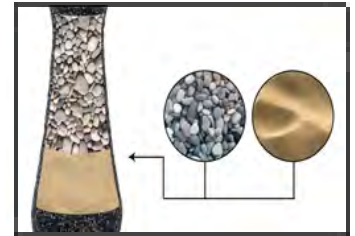
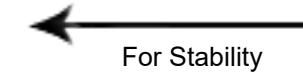



PEDESTAL



BIRDBATH BOTTOM

Assembly instructions



Put stones, dirt or sand into the pedestal.

