

Features

- Semi-professional kitchen faucet with finish-matched easy-clean hose cover.
- Two-function pull-down sprayhead with touch-control allows you to switch from stream to Sweep® spray.
- Sweep® spray features specially angled nozzles that form a wide, powerful blade of water to sweep your dishes and sink clean.
- Magnetic docking arm keeps the sprayhead securely in place.
- MasterClean™ sprayface features an easy-to-clean surface that withstands mineral buildup.
- High-arch swing spout offers vertical clearance for tall cookware and pitchers.
- Single lever handle makes adjusting water temperature easy with one hand.
- KOHLER ceramic disc valves exceed industry longevity standards, ensuring durable performance for life.
- 1.5 gpm (5.7 lpm) maximum flow rate at 60 psi (4.14 bar).
- Box includes: Assembled faucet, supply lines, escutcheon plate, soap/lotion dispenser.

Material

- Premium material construction for lasting durability.
- KOHLER finishes resist corrosion and tarnishing.
- KOHLER finishes featuring ScratchShield® technology withstand even the toughest daily use.

Installation

- Installs with 1-, 2-, 3- or 4-hole sink.
- Flexible supply lines and quick-connect fittings simplify installation.
- Longer shank works with countertops up to 2-1/2" thick and is easy to install.

Recommended Products/Accessories

K-23723 Faucet cleaner



ADA **CSA B651**

Codes/Standards





ASME A112.18.1/CSA B125.1
NSF/ANSI 61
NSF/ANSI 372
All applicable US Federal and State material regulations
DOE - Energy Policy Act 1992
California Energy Commission (CEC)
ADA
ICC/ANSI A117.1
CSA B651

KOHLER® Faucet Lifetime Limited Warranty

See website for detailed warranty information.

Available Colors/Finishes

Color tiles intended for reference only.

Color	Code	Description
	CP	Polished Chrome
	VS	Vibrant® Stainless
	BL	Matte Black
	2MB	Vibrant Brushed Moderne Brass

