


Planting & Caring FOR Your Tree or Shrub

Southern Living
PLANT COLLECTION



- 1** Cut the box open from the bottom and remove the plant.



- 2** Remove the plastic bag and give your plant a drink. It's been a long trip.




- 3** Read the back of the plant tag for spacing and sun needs.




- 4** Dig a hole twice as wide as the hole is deep.



- 5** Remove the plant from its container. Place in the hole, level with the surface



- 6** Mix soil and fertilizer and then backfill the hole with the mixed soil



- 7** Cover the base with a mulch such as pine straw, pine or cypress bark, or other wood chips to prevent weeds.



- 8** Water Until the Soil underneath the mulch is moist.

Additional Tips

You can find a great selection of garden soils for shrubs & trees on homedepot.com

Find out what fertilizer is recommended for your type of plant or tree before amending the soil.

Make sure to keep your tree or shrub consistently moist. Dry soil and soaking wet soil are huge killers of plants