

FEATURES AND BENEFITS

Saves Time

- Assemble and grout in the same day
- No messy mortar or heavy underlayment required
- Installs directly over most vinyl, wood, concrete and ceramic floors without demolition
- Easily "snap" together for perfect spacing every time

Saves Money

- Less floor preparation materials required
- Eliminate expensive labor costs
- Fewer tools needed
- Add value to your home by installing real porcelain tile at a fraction of the cost

Long Lasting and Durable

- High quality, thick porcelain tile
- Floating system responds to structural movement better than traditional tile
- Sound-deadening system is perfect for condominiums and apartments (IIC Rating of 58)
- Porcelain tile is stain, scratch and moisture resistant
- Easy replacement for broken tile
- 10-year limited warranty

Sustainable

- System is reusable
- Fewer natural resources consumed compared to traditional tile
- No discarding of existing floor and dumping into landfills- SnapStone installs over it
- No dust generated from mixing adhesives, grout and thinsets
- Tile is easy to clean and inherently hygienic vs. carpets/rugs

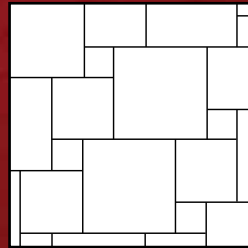
TILE PATTERNS

Combine different sizes, colors and designs from the same tile collection to create the perfect pattern for your floor.

Classic


6"x6" 12"x12" and 18"x18"

Cobblestone



Tile needed: 6, 12 & 18 in

Spiral




Tile needed: 6 & 12 in

Planks


6"x24"

Staggered



Tile needed: 6x24 in

Herringbone




Tile needed: 6x24 in

LUXURY


12"x24" and 12"x12"

Staggered



Tile needed: 12x24 in

Basket Weave



Tile needed: 12x24 in

DO-IT-YOURSELF TILE IS EASY AS 1-2-3

With just three easy steps for installation, you can complete your floor in ONE DAY!



PLACE



SNAP



GROUT



FAST FACTS

SNAPSTONE® TILE		
Attributes	6"x6", 12"x12" / 18"x18"	6"x24" / 12"x12", 12"x24"
Grout Joint width	Approx. 1/4"	Approx. 3/16"
PEI Rating	4	4 / 3
Cutting	Wet saw, angle grinder, tile cutter	Wet saw, angle grinder, tile cutter
Tolerance (Flatness)	All edges less than 15" - 3/4" in 10 ft and 3/16" in 1 ft One edge greater than 15" - 3/8" in 10 ft and 3/16" in 2 ft	
Subfloor Requirements	3/8"	3/8"
Installs over Radiant Heat	Yes	Yes
Acceptable applications	PERFECT FOR ALMOST ANY ROOM IN YOUR HOME	
IIC Rating	58	58
Tile Thickness	9mm	11 mm / 10mm
SNAPSTONE® FLEXIBLE GROUT		
Pre-mixed	Yes	
Crack-resistant	Yes	
Stain-resistant	Yes	
Water-resistant	Yes	
Sealing required	No	

SAVINGS TABLE

ITEM	SnapStone	Traditional Tile
Tile	\$	\$
Grout	\$	\$
Adhesive		\$
Cement Board		\$
Labor (Cement Board)		\$
Labor (Tile/Grout)		\$
TOTAL	BIG Savings!	2-3x More!

Manufactured and Assembled for:
CoMc, LLC
13423 F Street
Omaha, NE 68137
United States Patent Number: 7,543,417



©2014, CoMc, LLC. All Rights Reserved. SnapStone, the SnapStone icon, SnapSys Interloc and the phrase "Making Tile Easier" are all registered trademarks of CoMc, LLC.



Tile Color: Beige
Grout Color: Mushroom

Tile Color: Walnut
Grout Color: Chestnut

Tile Color: Crema Marfil
Grout Color: Chestnut



MAKING TILE EASIER



Questions? Contact us 7 days a week.

Call
877-263-5861

Email
info@snapstone.net

Text
402-305-1961

Website
www.snapstone.com



CLASSIC COLLECTION

The Classic Collection features our Standard grout line, three tile sizes, and a wide assortment of colors

Colors available in 12"x12" & 6"x6"



Seneca v3
12"x12" 11-017-02-01
6"x6" 11-017-01-01
Bullnose 10-017-02-B0

Paxton v3
12"x12" 11-018-02-01
6"x6" 11-018-01-01
Bullnose 10-018-02-B0


Mocha v2
12"x12" 11-008-02-01
6"x6" 11-008-01-01
Bullnose 10-008-02-B0



Endicott v3
12"x12" 11-019-02-01
6"x6" 11-019-01-01
Bullnose 10-019-02-B0

Cordova v3
12"x12" 11-020-02-01
6"x6" 11-020-01-01
Bullnose 10-020-02-B0


Beige v3
12"x12" 11-001-02-01
6"x6" 11-001-01-01
Bullnose 10-001-02-B0



Latte v2
12"x12" 11-005-02-01
6"x6" 11-005-01-01
Bullnose 10-005-02-B0

Rosso v2
12"x12" 11-004-02-01
6"x6" 11-004-01-01
Bullnose 10-004-02-B0

Camel v3
12"x12" 11-003-02-01
6"x6" 11-003-01-01
Bullnose 10-003-02-B0



Driftwood v2
12"x12" 11-015-02-01
6"x6" 11-015-01-01
Bullnose 11-015-02-B0

Mist v2
12"x12" 11-014-02-01
6"x6" 11-014-01-01
Bullnose 10-014-02-B0


Shell v2
12"x12" 11-013-02-01
6"x6" 11-013-01-01
Bullnose 10-013-02-B0



Nutmeg v2
12"x12" 11-007-02-01
6"x6" 11-007-01-01
Bullnose 10-007-02-B0

Niobrara v3
12"x12" 11-021-02-01
6"x6" 11-021-01-01
Bullnose 10-021-02-B0

Arcadia v2
12"x12" 11-022-02-01
6"x6" 11-022-01-01
Bullnose 10-022-02-B0



Ravenna v3
12"x12" 11-010-02-01
6"x6" 11-010-01-01
Bullnose 10-010-02-B0

Moss v3
12"x12" 11-002-02-01
6"x6" 11-002-01-01
Bullnose 10-002-02-B0

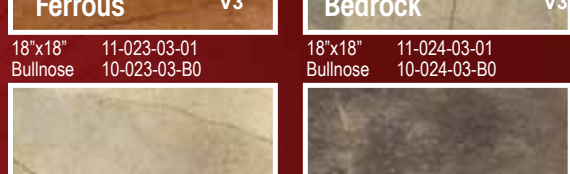
Sand v2
12"x12" 11-016-02-01
6"x6" 11-016-01-01
Bullnose 10-016-02-B0

Colors available in 18"x18"



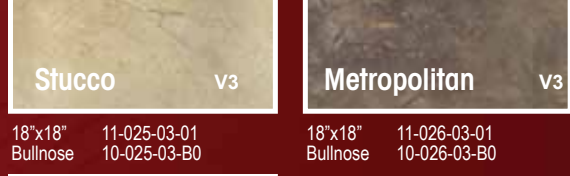
Ferrous v3
18"x18" 11-023-03-01
Bullnose 10-023-03-B0

Bedrock v3
18"x18" 11-024-03-01
Bullnose 10-024-03-B0



Stucco v3
18"x18" 11-025-03-01
Bullnose 10-025-03-B0

Metropolitan v3
18"x18" 11-026-03-01
Bullnose 10-026-03-B0




Sierra v3
18"x18" 11-027-03-01
Bullnose 10-027-03-B0

- V1-UNIFORM APPEARANCE
Differences among pieces from the same production are minimal.
- V2-SLIGHT VARIATION
Clearly distinguishable differences in texture and pattern.
- V3-MODERATE VARIATION
Similar colors. Number of colors and design on each piece will vary significantly.
- V4-SUBSTANTIAL VARIATION
Random color and design differences from tile to tile in the same production lot.

Finish, texture, shade, color and sheen variations are normal in glazed porcelain tile and can vary between production lots. We recommend that all the tile for your project be purchased from the same lot. Lot numbers are indicated by the barcode on each box of tile.

WHAT IS BULLNOSE?

Bullnose comes in 3"x12" and 3"x18" sizes and is available in all colors in the Classic Collection. Bullnose can be used instead of traditional base boards and is a perfect complement to your SnapStone floor.



SNAPSTONE® FLEXIBLE GROUT



SNAPSTONE® FLEXIBLE GROUT COVERAGE

Tile Size	Standard	Thin Line
6"x6"	25 sq ft*	N/A
12"x12"	50 sq ft*	110 sq ft*
18"x18"	75 sq ft*	N/A
6"x24"	N/A	80 sq ft*
12"x24"	N/A	125 sq ft*

*Square Feet Per Pail

The SnapStone system is available in three tile Collections – Classic, Planks, and Luxury. Each Collection has its own unique Tile Thickness and Grout Line Width. When combining different tiles in your floor, you MUST select tiles from the same Collection. DO NOT mix tiles from different Collections.

We do our best to accurately portray our product colors in print. However, due to limitations in printing, the products shown here are close approximations to the real product colors. We advise making final color decision based on the actual products.




NEW!

Offering a new way to enhance your living space with Planks and Luxury Tile.

PLANKS COLLECTION


The Planks Collection features our sleek Thin|Line grout line, and comes in several colors. The 6"x24" design is the perfect way to add the look of planks with the durability and beauty of porcelain tile.



LUXURY COLLECTION

The Luxury Collection is available in 12"x12" and 12"x24" sizes and features our sleek Thin|Line grout line. Both sizes are available in a variety of colors, and in *matte* and *polished* finishes.

Polished finish



Matte finish

