


# With Wood Blades

**Airflow Cubic Feet per Minute**

---




Downrod  
High **3,632**  
Low **2,291**

---

\*\*With 10 in downrod (included)

**ENERGYGUIDE**

Estimated Yearly Energy Cost  
**\$23**



Cost Range of Similar Models (18" or smaler)

- Based on 12 cents per kWh and 6.4 hours use per day
- **Your cost depends on rates and use**
- Energy Use: 84 Watts

Airflow  
**3,003**  
Cubic Feet Per Minute

- The higher the airflow, the more air the fan will move
- Airflow Efficiency: 36 Cubic Feet Per Minute Per Watt

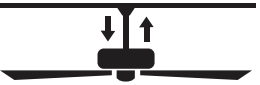
All estimates based on typical use, excluding lights [ftc.gov/energy](http://ftc.gov/energy)

Airflow Shown Is a Weighted Average of High and Low Cubic Feet per Minute Based on Downrod

# With Metal Blades

**Airflow Cubic Feet per Minute**

---




Downrod  
High **3,169**  
Low **2,199**

---

\*\*With 10 in downrod (included)

**ENERGYGUIDE**

Estimated Yearly Energy Cost  
**\$18**



Cost Range of Similar Models (18" or smaler)

- Based on 12 cents per kWh and 6.4 hours use per day
- **Your cost depends on rates and use**
- Energy Use: 35 Watts

Airflow  
**2,714**  
Cubic Feet Per Minute

- The higher the airflow, the more air the fan will move
- Airflow Efficiency: 42 Cubic Feet Per Minute Per Watt

All estimates based on typical use, excluding lights [ftc.gov/energy](http://ftc.gov/energy)

Airflow Shown Is a Weighted Average of High and Low Cubic Feet per Minute Based on Downrod