



HANDCRAFTED QUARTZ COUNTERTOPS

CAMBRIA AMERICAN-MADE QUARTZ SURFACES



LAKEDALE™



THE RIGHT CHOICE FOR ALL THE RIGHT REASONS

Cambria is an industry-leading producer of quartz surfaces. Proudly crafted in America by our family-owned company, we offer unmatched craftsmanship and superior performance, backed by first-class service and a transferable Full Lifetime Warranty.



CAMBRIA PROCESSING FACILITY
Le Sueur, Minnesota

CONTENTS

THE CAMBRIA ADVANTAGE	4
THE CAMBRIA DIFFERENCE	5
SLAB, SWATCH, AND INSTALL IMAGES	6
EDGE PROFILES	27

FALCONWOOD™



THE CAMBRIA ADVANTAGE

UNMATCHED CRAFTSMANSHIP

We begin with the finest natural quartz which enables us to create innovative surfaces with unmatched depth and clarity.

100% NONABSORBENT

Nothing gets through Cambria. That means spills never become stains. And cleanup is easy with just a soft cloth, warm water, and a mild soap if desired.

SUPERIOR DURABILITY

Quartz is one of the hardest minerals on Earth which makes Cambria exceptionally chip- and scratch-resistant in even the busiest locations.

SAFE FOR FOOD PREP AREAS

Because Cambria won't absorb germs or bacteria, Cambria is rated NSF-51 safe for food prep areas.

LOW MAINTENANCE

Cambria never needs sealing, reconditioning, or polishing. Ever.

TRANSFERABLE FULL LIFETIME WARRANTY

Cambria is backed by a transferable Full Lifetime Warranty. Transferable means the coverage is passed on to anyone who purchases your home. A warranty this strong can add to the value of your home.

MADE IN THE USA

Every Cambria surface is made in America at our family-owned processing facility where quality is controlled from start to finish.





THE CAMBRIA DIFFERENCE

AMERICAN PRIDE

In our state-of-the-art Minnesota facility, science meets craft, passion meets expertise, and the commitment of American workers meets the legacy of proud family. From slab production to countertop installation, every Cambria purchase invests over 95% of costs back into the U.S. economy. And every Cambria surface reflects 100% American pride.

SUSTAINABILITY

We're committed to the well-being of our customers (and yours)—as well as to our team, our community, and the environment. This means we take definite steps in our transportation, water usage, power generation, lighting design, tooling, and materials to help safeguard the land and its people for generations to come.

THE PERFECT FINISHING TOUCH

Ashbourne Matte™ features our distinctively silky Cambria Matte™ finish. All other designs feature a radiant high gloss finish. They all deliver unmatched performance, durability, and ease of use backed by the same transferable Full Lifetime Warranty.



SEACOURT™

As light as dawn mist, Seacourt is subtle swirls of cool grays and warm honey that rest softly on a gentle white background.





DOVESTONE™

Like its name, Dovestone features soft, dove gray and khaki veins that call to mind pen and ink etchings on a creamy parchment background.





TRAVELLA™

Travella features delicate navy blue veins on a creamy, marbled background that look like a myriad of rivers and streams meandering across a pristine landscape as seen from high in the sky.





WHITENDALE™

Whitendale offers dark gray veins that flow and collide to create geometric outlines spreading across a dappled cream background like stones on a rocky shoreline.





RIDGEGATE™


An elegant study in complementary contrasts, Ridgeway features intricate medium gray and rusty veins on a serene, marble-like background.





MACKWORTH™

Subtle and plentiful crackling teal veins traverse a warm white background.





FALCONWOOD™

Soft hazel and gray veins add pleasing structure to a warm white background.





HAYDON™

This dynamic design is set in a creamy warm marble background and highlighted with swirls and dashes of gold and hazelnut.

NEW





LAKEDALE™

Soft colors—warm and cool gray and tan—undulate in a bright, white marbled background.





SUMMERBROOK™

Summerbrook is a harmonious study of navy streams sketched across a white landscape with translucent taupe islands to anchor this nautical composition.





NADENBROOK™

A stately white background is streaked with abstract channels of sandy khaki accented with taupes and grays in Nadenbrook. Black veins and scattered neutral dots contribute additional interest to complete the captivating effect.





WARWICK™

Engaging yet relaxed, Warwick is a soothing collection of warm and cool grays on a white base punctuated by distinctive black dots that add complexity and character to this amiable design.





CHATSWORTH™

Whorls of ivories and creams, along with understated gray veins and touches of gold and silver, coalesce in Chatsworth to create a contemporary fusion of shapes and colors.





TRAFALGAR™

Trafalgar is verdant and refreshing with streams of cool seafoam green that wind and settle among abstract shapes of taupe and cream on a speckled white canvas.





HAWKRIDGE™

The warm tan foundation of Hawkridge hosts a union of rich contrasts as daubs of rust, cream, and touches of translucent gray merge together, accented with tiny neutral-colored specks.





COPELAND™

With an ivory white soft tan background, this design draws the eye to its organic movement and charcoal diagonal veins.

NEW





BELLWATER™

Bellwater offers temperate complexions of café au lait, cream, tan, and a touch of cool gray that mix and overlap like still water lying beneath warm waving grasses.





AXBRIDGE™

In this rich, dynamic pattern, chocolate brown swirls enliven a warm cream dreamscape.


NEW





SHERWOOD™

Like the royal forest of its name, Sherwood is a swirl of dark green canopies with gray shadows, black dots, and airy, light tan clearings.





ASHBOURNE MATTE™

Ashbourne Matte presents rich monotone shades from light gray to charcoal and black that swirl and mingle in this intriguing design. This design is available exclusively in the distinctively silky-smooth, low-sheen Cambria Matte™ finish.





HAYDON™



STUNNING BEAUTY FROM EDGE TO EDGE

To beautifully complement our elegant quartz surfaces, we offer a variety of distinctive edge profiles that provide the perfect finishing touch.



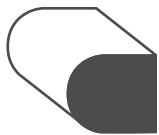
EASED

A simple but elegant style, this edge is angled, not rounded, at the top.



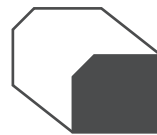
OGEE

Refined curves mark the profile of this beautiful edge.



BULLNOSE

Rounded from top to bottom, this profile takes the edge off sharp angles.



BEVEL

This classic edge adds a touch of angled geometry to the countertop.



HALF BULLNOSE

This graceful edge is softly rounded on the top to offer a gentle contour.



DOUBLE RADIUS

Bold and straightforward, this edge is slightly rounded at the top and bottom.



EDGE: EASED
HAWKRIDGE™



C A M B R I A[®]



**FAMILY OWNED
AMERICAN MADE**