




XP16HPE

420CC OHV
ELECTRIC START ENGINE






XP16HPE

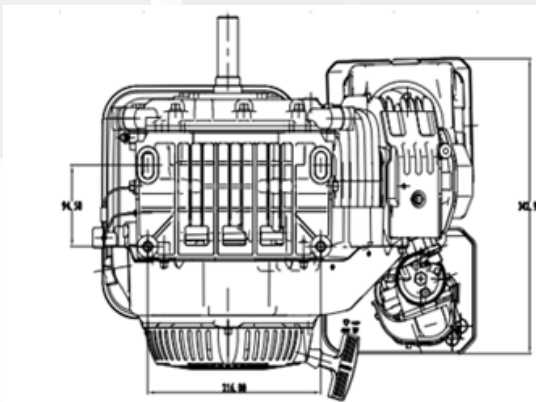
ELECTRIC START ENGINE

FEATURES

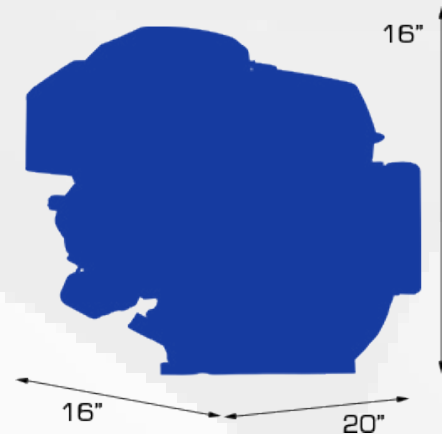


- 420cc 4-Stroke OHV Engine
- Runs on Standard 87 Octane Gasoline
- Electric Start Key Switch Box
- Alternate EZ-Pull Recoil Starter
- EPA and CARB Approved
- 3-Year Warranty

DIMENSIONS



Assembled Weight: 73 lbs



SPECS

Displacement	420cc
Maximum Torque	28.5 Nm / 23.34 ft/lb
Maximum RPM	3600 RPM
Shaft Orientation	Horizontal
Shaft Size	1" Diameter, 2-3/4" Long, 1/4" Keyway
Shaft End	3/8" Size 24 UNF - Drilled & Tapped
Center of Shaft to Base	5"
Fuel Tank Capacity	1.75 gal
Average Runtime	1/2 gal/hr (at 1/2 load)