

NBPF-108MB Wright Pivotal Bar Faucet with TCB-004AN Navarre Copper Bar Sink

LIMITED LIFETIME WARRANTY

Novatto products have been made under the highest standards of craftsmanship and quality. All Novatto faucets are backed by Novatto's Limited Lifetime warranty. Novatto warrants to the original consumer purchaser for as long as the original consumer purchaser owns their home (the "Warranty Period" for homeowners), this faucet will be free from defects in material and workmanship for one (1) year. All other purchasers (including purchasers for industrial, commercial and business use) are excluded from this warranty.

Damage due to installation error, product abuse, product misuse, or use of cleaners containing abrasives, alcohol or other organic solvents, whether performed by a contractor, service company, or yourself are excluded from this warranty. Novatto recommends using a plumbing professional to install your Novatto product. Except as provided by law, this warranty is in lieu of and excludes all other warranties, conditions and guarantees, whether expressed or implied,statutory or otherwise, including without restriction those of merchantability or of fitness for use.

Defects or damage caused using other than genuine Novatto parts is not covered by this warranty. This warranty is applicable only to faucets purchased after November 2009 and shall be effective from the date of purchase as shown on purchaser's receipt for one (1) year. If the faucet should leak or drip during normal use, Novatto will provide the purchaser the cartridge necessary to put the faucet in normal working condition. All finishes on Novatto faucets are warranted to the original consumer to be free from defects in material and craftsmanship for a period of one (1) year starting the date of purchase by the consumer. If the faucet is used commercially or is installed outside of the United States of America or Canada, the warranty is voided.

Proof of purchase (original sales receipt) must be provided to Novatto, Inc. with all warranty claims. Novatto is not responsible for labor charges, installation, *loss, injury or any other incidental or consequential costs. In no event shall the liability of Novatto products surpass the purchase price of the replacement part. In no event shall Novatto be liable for loss of profits or any such loss, or any direct or indirect, special, incidental or consequential damages howsoever incurred or designated arising out of any breached claim of warranty.

If you believe you have a warranty claim, contact Novatto, either through your local Dealer, Plumbing Contractor, Home Center, or by writing: Novatto, Inc., Attn: Product Support, 3533 E. Corona Ave., Phoenix, AZ, 85040, USA. Please be sure to provide all pertinent information regarding your claim, including a complete description of the problem, the product, the date the product was purchased, model number, color, finish, and from whom the product was purchased. Also include your original invoice. For other information, or to obtain the name and address of a service or repair facility near you, email: support@novatto.com or write to the above address.

Novatto makes no implication our products comply with any or all local building or plumbing codes. It is the consumer's responsibility to determine local code compliance. This warranty extends to the original purchaser and first consumer.

Warning: Never use cleaners containing abrasive cleansers, ammonia, bleach, acids, waxes, alcohol, solvents or other products not recommended for chrome, oil rubbed bronze, matte black, gunmetal, satin brass or brushed nickel. This will void the warranty. Novatto products may be cleaned by using a mild soap with warm water and a dry, clean soft cloth. Using anything other than what is suggested will void the warranty.

*Some states, provinces, and nations do not allow the exclusion or limitation of incidental or consequential damages, so the above limitations or exclusions may not apply to you.

Get the most out of your Novatto sink by registering!

By registering, you verify Novatto product's warranty. Plus you will receive helpful tips, learn of special events and much more!

Steps to Complete Your Faucet Install

Applicable for the following Bar faucet series:

NBPF-108	NBPF-137	NKF-H08
NBPF-115	NBPF-146	NKF-H010

- **Turn the levers off** on both the hot and cold water supply lines so water will not be running through the pipes. These levers/pipes will be located under the sink in the cabinet. If replacing an old faucet turn it on in order for excess water to flow out AFTER you have turned off the levers.
- **Remove ALL hardware** off the pipe except o-ring and flexible hoses: remove rubber washer, metal washer, lock nut. If necessary, fasten the hot/cold flexible hoses into the water supply holes on the bottom of faucet. Then thread hoses and pipe (with o-ring against faucet base) through the center hole so that the o-ring is between faucet and top of counter.
- **Screw rest of hardware** onto pipe (rubber washer, metal washer, lock nut) from below counter. Tighten lock nut. Then connect hot & cold water flexible hoses to water supply lines accordingly. (*Water supply lines NOT included.*) Use plumber's tape if necessary.
- **Slowly turn the levers** on the hot and cold water supply lines to the open position to your desired flow rate. Check for leaks. Turn faucet on and allow to run for a couple minutes to get rid of any air pockets and flush debris from faucet and pipes.

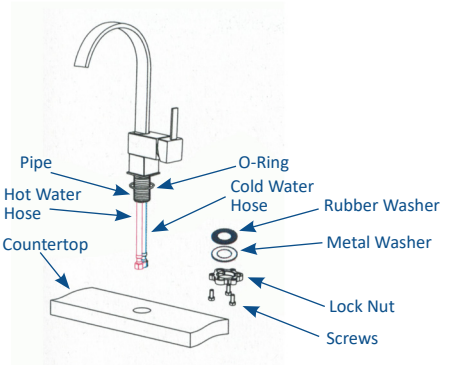

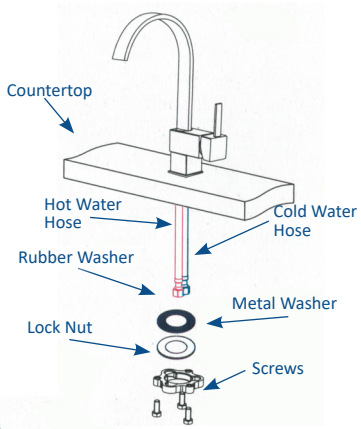

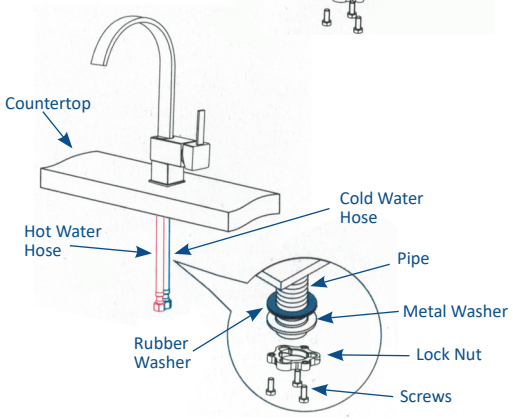

Please Note:

- Review and abide by all building and plumbing codes
- Standard codes for Novatto faucets: cUPC/CSA/AB1953
- Novatto faucets need to be installed by a professional
- Hole should to be 1.5" for installation
- Max counter thickness 2"

TOOLS NEEDED FOR ASSEMBLY

(not included)



Questions, problems, missing parts? Before returning to your retailer, call our customer service department at 844.404.4242, 8:00 a.m. - 5 p.m., MT, Monday - Friday or email us at: support@novatto.com

TROUBLESHOOTING TIPS

Issue	Reason	Solution
Leakage under the handle	Lock nut has come loose; Ceramic cartridge may be clogged	Tighten locking nut; Remove cartridge, check for corrosion, mineral build-up
Water will not shut off completely	Cartridge may be clogged	Remove ceramic cartridge, check for corrosion, gunk, mineral build-up
Finish is changing color or is shiny	Abrasive cleaners, soaps or other factors constantly in contact with it.	Stop using abrasives; Replace parts
Leaking from under the body	Cracked casing inside; Supply lines may be loose; clogged cartridge	New faucet needed; Tighten supply lines; Soak cartridge 50/50 water white vinegar



NKF-H010CH Dual Action Commercial Style Pull-Down Bar/Prep Faucet

CARE AND MAINTENANCE

Glacier Ice

Glacier Ice Professional Faucet & Sink Kit - Say goodbye to stubborn hard water stains. Minerals like magnesium and calcium naturally build up over time, leaving sinks and faucets looking dull and dirty. Novatto's Glacier Ice Restore Cleaner is specially designed to cut through tough deposits on glass, porcelain, copper, stainless steel, and stone. Even better, this powerful two-in-one system doesn't just clean, it seals and protects surfaces from future buildup, corrosion, mold, and even oxidation. Keep your bathroom looking fresh, clean, and like new.



Novatto faucets are designed for easy maintenance and long-lasting beauty. To keep your faucet looking like new, simply wipe it down with a soapy sponge or soft cloth, rinse, and dry. If mineral deposits or grime accumulate, use a non-abrasive cleaner such as *Novatto's Glacier Ice Faucet & Sink Restorer and Cleaning Kit with Sealer,* or any cleaner formulated for delicate finishes.

Caution: ***Avoid using metal brushes, scouring pads, or abrasive cleaners, as they may scratch the surface and damage the finish. Additionally, avoid contact with steel or other abrasive objects that could scratch or damage the faucet's finish.***

Combining both function and elegance, Novatto faucets make a bold statement with their contemporary design. With a variety of finishes, these faucets are perfect for any bar setup, offering versatile options to match your style. Each faucet is crafted with high-quality components, including a ceramic cartridge for drip-free performance and a swivel for easy access to all areas of your sink.

Whether you're creating a modern focal point or complementing your existing décor, Novatto faucets provide a distinctive look. To ensure proper installation, we recommend enlisting the help of a professional plumber.

FAQs



PROTECT YOUR INVESTMENT

How far back from the edge of the sink should the faucet hole be drilled?

The distance depends on the type of faucet used with the sink. Typically 1-3-inches is ideal.


NBPF-115ORB Lou Bar Faucet

Do your faucets have a lifetime warranty?

Yes, all of our faucets carry a Limited Lifetime Warranty.

Are replacement parts available?

Yes, they sure are. We carry replacement parts for all of our faucets. Parts are available free of charge when covered under warranty.

Where should the faucet hole be placed?

The placement of the faucet is a matter of preference, most faucets, however, are centered to the sink's drain. Also make sure there is clearance between the back-splash and the faucet's handle.

THANK YOU

We would like to take this opportunity to thank you for choosing Novatto. We hope you are truly satisfied with our product(s) and enjoy it for years to come. As a small business, we learn the most from you, the customer. Please visit the link to the right, leave us a review with some high resolution pictures and you could win a $25 Amazon or Visa gift card.

It's easy as...

- **Go to novatto.com**
- **Navigate to your product's page & scroll about 1/2 down**
- **On the right, find the white button that says, *"Write a review"* & click**
- **Review, submit... enjoy!**

NOVATTO
WHERE STYLE FLOWS

Novatto I P: 844.404.4242
support@novatto.com
Novatto.com