

# Measuring Guidelines

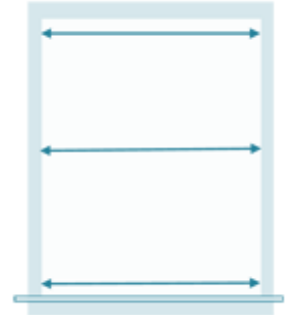
*Do not make any deductions or allowances.*

---

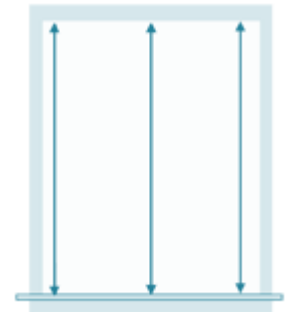
## Inside Mount

Blinds/Shades are mounted inside the window casing/frame. Use a metal measuring tape (cloth tapes may stretch).

Measure the width in the 3 different places shown for **narrowest width**.



Measure the length from the top of the window opening to the top of the window sill in the 3 different places shown for the **smallest height**. (Do not order blinds/shades shorter than your window opening.)



Measure exactly to the nearest 1/8 in.

**Depth** measurement must exclude any locks, levers or handles.

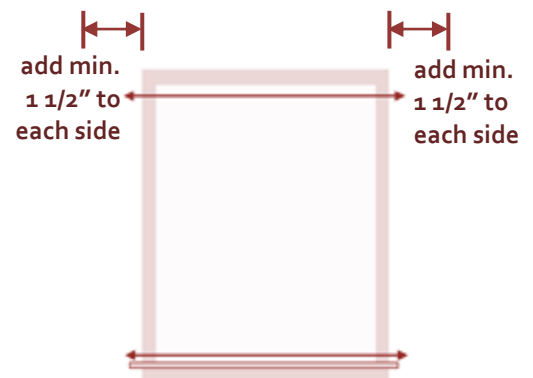
---

## Outside Mount

Blinds/Shades are mounted outside the window casing/frame.

Use a metal measuring tape (cloth tapes may stretch).

Measure the **exact width and length** of the entire area to be covered. For added light control and privacy, we recommend you **add 1 1/2" on each side**. (approximately 3" for overall width and 3" for overall length)



Measure exactly to the nearest 1/8 in.

Select the width and length closest to the area you want to cover. Do not order blinds/shades less than the area you want to be covered.

