

# EXTERIOR DOORS



Direct Glazed Doors





## Enhance Your Curb Appeal

Imagine coming home to craftsmanship and style. Steves & Sons' collection of exterior doors will make you feel right at home. We offer a wide range of solutions for most entryways, including premium, long lasting fiberglass, functional steel and beautiful, authentic wood. Family owned and operated since 1866, you can trust Steves & Sons when selecting your front door.





# Contents

<b>Collections</b>	<b>4</b>
<b>Why Direct Glazed Fiberglass?</b>	<b>5</b>
<b>Select Your Door</b>	<b>7</b>
<b>Regency Collection</b>	<b>8</b>
Regency Decorative	8
Regency Simulated Divided Lite	10
Regency Panel	12
Regency Modern	14
Regency Iron Grille	16
<b>Legacy Collection</b>	<b>18</b>
Legacy Simulated Divided Lite	18
Legacy Decorative & Microblind	20
Legacy Panel	22
Legacy Pet	24
<b>Reliant Collection</b>	<b>26</b>
Reliant Decorative	26
Reliant Clear	28
<b>Element Collection</b>	<b>30</b>
<b>As Seen On TV</b>	<b>32</b>
<b>Sun Tech</b>	<b>33</b>
<b>Availability</b>	<b>34</b>
<b>Warranty &amp; Contact Info</b>	<b>38</b>
<b>Specifications &amp; Hardware Options</b>	<b>39</b>

# Collections



**LIFETIME**  
Limited Warranty

**Regency Collection**  
Direct Glazed Textured Fiberglass



**LIFETIME**  
Limited Warranty

**Legacy Collection**  
Direct Glazed Smooth Fiberglass



**25 Year**  
Limited Warranty

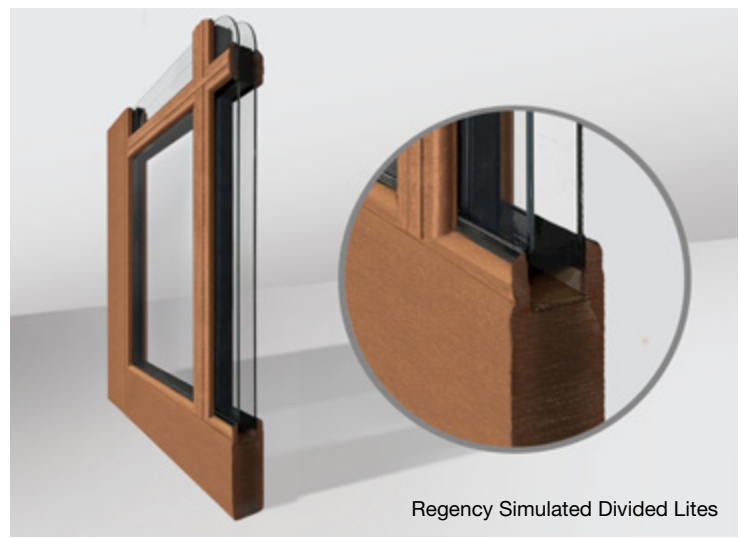

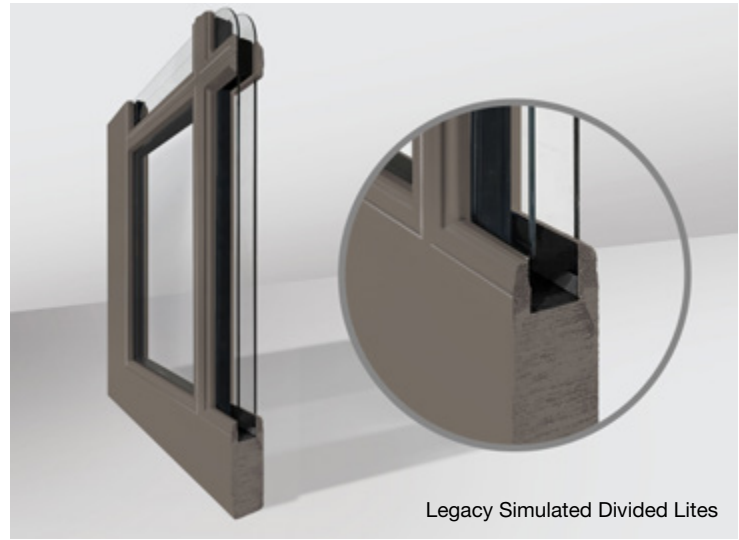
**Reliant Collection**  
Smooth Fiberglass



**10 Year**  
Limited Warranty

**Element Collection**  
Smooth Steel

# Why Direct Glazed Fiberglass?



## Direct Glazed


When a door is direct glazed, the glass is built directly into the door. Without the need for a rim, paint or stain can be applied right up to the edge where the door meets the glass. It also adds years of life to the door, because glass rims are susceptible to wear over time. A direct glazed door offers the best of both fiberglass and wood, appearing handcrafted without the maintenance.

## Look of Real Wood

Our Regency direct glazed textured fiberglass doors are professionally stained and sealed. The door texture looks like real wood, but with the durability of fiberglass.

## Simulated Divided Lites (SDL)

A further advancement in fiberglass door technology, simulated divided lites (SDL) divides the single piece glass both internally and externally, giving the illusion of a traditionally hand-crafted door with individual panes and well finished edges. Our Legacy collection is the first of its kind—its grille is built directly into the door, creating a seamless effect on the face of the unit.



Enhanced Security

### Enhanced Security

Double bore, security plate and solid door edge provide strength. The inside edge of the door contains an oversized laminated stile, making it more secure and feel higher quality.\*



Rot-Free System

### Rot-Free System

From the door to the composite frame, this composite unit withstands moisture. Fiberglass wraps the door and frame from edge to edge, forming a weather-resistant barrier.



Adjustable Sill

### Superior Durability


Our fiberglass composite door system is dent resistant and reduces heat buildup.

### Energy Efficient

Insulated multi-pane glass offers energy efficiency. High performance weather stripping with adjustable sill provides an airtight seal.

### Ball Bearing Hinges

This hardware provides smooth and silent operation, and it prevents sagging over time.





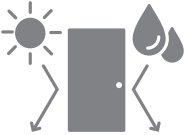
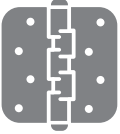


Ball Bearing Hinges

### Finishing Made Easy

It's easier than ever to paint or stain your door with the protective film that comes on the glass of all our Regency and Legacy fiberglass doors.

\*Oversized laminated style exclusive to Regency and Legacy Collection.

# Select Your Door

		<b>Regency</b> Collection	<b>Legacy</b> Collection	<b>Reliant</b> Collection	<b>Element</b> Collection
	<b>Look of Real Wood</b> Professionally stained and sealed	✓			
	<b>Paintable Around Glass</b> Paint up to the edge of the built-in glass	✓	✓		
	<b>Stand Up to the Elements</b> Rot-Free door and frame	✓	✓		
	<b>Ball Bearing Hinges</b> Silent operation and prevents sagging over time	✓	✓		
	<b>Enhanced Security*</b> Double bore, security plate and 3" solid door edge provides strength	✓	✓		
	<b>Superior Durability</b> Dent, rust and heat resistant	✓	✓	✓	

\*Element & Reliant include double bore and security plate



Regency 3/4 Lite Door with Sidelites and Radiance Glass in Chestnut Finish

**More exterior doors at**  
[homedepot.com](https://www.homedepot.com)

See our full Regency Collection availability and options on page 34.

**Download  
Our App**



Scan with Your Camera  
or Visit [homedepot.com](https://www.homedepot.com)



# Regency Decorative Collection

## Direct Glazed Textured Grain Fiberglass

### Configurations



Single Door



Single Door  
with One Sidelite




Single Door  
with Two Sidelites

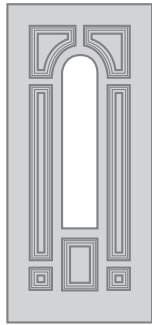


Double Doors

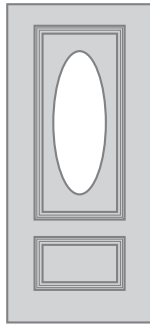
### Door Style (80")




1/4 Lite  
Fir / Mahogany



Center Lite  
Mahogany



3/4 Oval  
Mahogany



3/4 Lite  
Mahogany

### Glass Style



Radiance



Empire



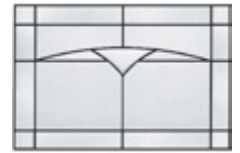
Marquise



Axis



Alamo



Horizon

Glass not available in all sizes.  
Glass designs vary by size.

### Colors



Hickory



Chestnut



Autumn Wheat



Ashwood



Onyx

Colors may vary due to fluctuations in the printing process.  
Call customer service department for color swatch.



Regency 3/4 Lite 6 Lite with Sidelites  
in Autumn Wheat Finish

See our full Regency Collection availability and options on page 34.



# Regency Simulated Divided Lite Collection

Direct Glazed Textured Grain Fiberglass

## Configurations



Single Door



Single Door  
with One Sidelite

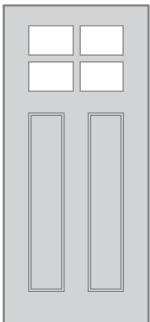


Single Door  
with Two Sidelites




Double Doors

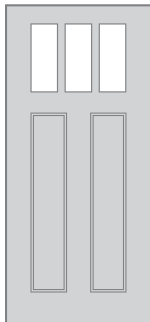
## Door Style (80")




1/4 Lite 4 Lite  
Fir



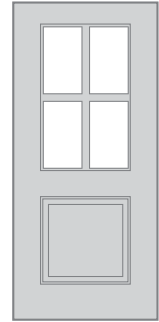
1/4 Lite  
Fir/Mahogany




1/4 Lite 3 Lite  
Fir




1/4 Lite 6 Lite  
Mahogany




1/2 Lite 4 Lite  
Mahogany



3/4 Lite 6 Lite  
Mahogany



3/4 Lite 4 Lite  
Mahogany



Full Lite 8 Lite  
Mahogany

## Colors



Hickory



Chestnut



Ashwood

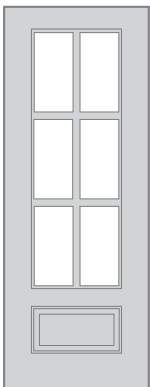


Onyx



Autumn Wheat

## Door Style (96")



3/4 Lite 6 Lite  
Mahogany

## Glass Style



Clear



Brook  
3/4 Lite 4 Lite



Amberton  
Top Lite 3 Lite



Regency 2 Panel Door with Oxford Speakeasy,  
Full Rain Sidelites and Transom in Ashwood Finish

**More exterior doors at**

**[homedepot.com](https://www.homedepot.com)**

See our full Regency Collection availability and options on page 34.

**Download  
Our App**



Scan with Your Camera  
or Visit [homedepot.com](https://www.homedepot.com)

# Regency Panel Collection

## Textured Grain Fiberglass

### Configurations



Single Door\*



Single Door with One Sidelite\*



Single Door with Two Sidelites




Double Doors



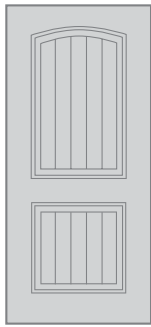
Single Door with Two Sidelites & Transom

\*Also available with transom


### Door Style (80")




2 Panel 3/4 Top



2 Panel Plank



8 Panel



8 Panel Center Arch

### Accessories+



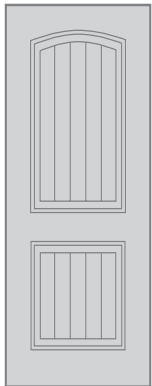
Oxford Speakeasy




Cavalier Speakeasy

+Speakeasy available on 2 panel styles only.


### Door Style (96")



2 Panel Plank



2 Panel



2 Panel

### Sidelite Glass Style



Rain



Radiance



Alamo



Clear



Cavalier

Full sidelites shown. Glass not available in all sizes. Glass designs vary by size. Not all glass styles available with transom.

### Colors



Hickory



Chestnut



Autumn Wheat



Ashwood



Onyx

Colors may vary due to fluctuations in the printing process. Call customer service department for color swatch



Regency Modern 5 Lite with Frosted Glass, Full Sidelites and Transom in Onyx Finish

**More exterior doors at**  
[homedepot.com](https://www.homedepot.com)

See our full Regency Collection availability and options on page 34.

**Download  
Our App**



Scan with Your Camera  
or Visit [homedepot.com](https://www.homedepot.com)

# Regency Modern Collection

## Direct Glazed Mahogany Grain Fiberglass

### Configurations



Single Door\*



Single Door with One Sidelite\*



Single Door with Two Sidelites



Double Doors




Single Door with Two Sidelites & Transom

\*Also available with transom

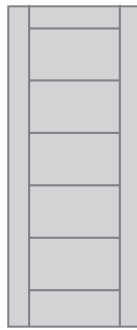
### Door Style (80")



5 Lite



3 Lite  
Clear Glass Only



V-Groove

### Glass Style




Frosted



Clear

### Sidelite Glass Style



Frosted



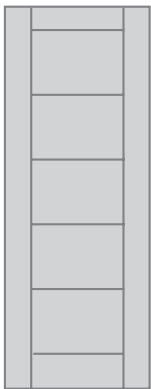
Clear

Glass available in 5 lite and full sidelite

### Door Style (96")



5 Lite



V-Groove



### Colors



Hickory



Chestnut



Autumn Wheat



Ashwood



Onyx

Colors may vary due to fluctuations in the printing process. Call customer service department for color swatch



Regency 3/4 Lite Door with Sidelites and Georgian Iron in Onyx Finish

**More exterior doors at**  
[homedepot.com](https://www.homedepot.com)

**Download  
Our App**



Scan with Your Camera  
or Visit [homedepot.com](https://www.homedepot.com)

See our full Regency Collection availability and options on page 34.



# Regency Iron Grille Collection

## Direct Glazed Mahogany Grain Fiberglass

### Configurations




Single Door



Single Door  
with One Sidelite



Single Door  
with Two Sidelites




Double Doors

### Colors



Hickory



Chestnut



Autumn Wheat




Ashwood



Onyx

Colors may vary due to fluctuations in the printing process  
Call customer service department for color swatch

### Door Style (80")



3/4 Lite

### Glass Style

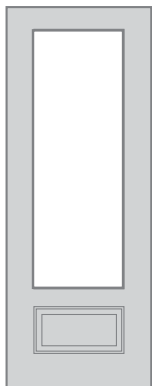


Georgian Grille Diamond Glass

### Sidelite Glass Style



### Door Style (96")



3/4 Lite

### Glass Style



Georgian Grille Diamond Glass

### Sidelite Glass Style



Panel and glass detail

Iron grille is between the  
2 panes of glass



Legacy 3/4 Lite 6 Lite Door with Glass  
in Onyx Finish

**More exterior doors at**  
[homedepot.com](https://www.homedepot.com)

See our full Legacy Collection availability and options on page 35.

**Download  
Our App**



Scan with Your Camera  
or Visit [homedepot.com](https://www.homedepot.com)

# Legacy Simulated Divided Lite Collection

## Direct Glazed Smooth Fiberglass

### Configurations



Single Door\*




Single Door with One Sidelite\*



Single Door with Two Sidelites



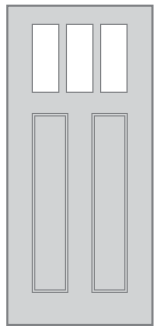
Double Doors



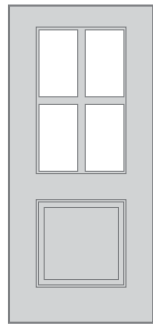
Single Door with Two Sidelites & Transom

\*Also available with transom


### Door Style (80")




1/4 Lite 3 Lite



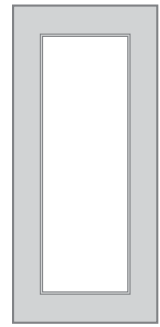
1/2 Lite 4 Lite



3/4 Lite 6 Lite



Full Lite 8 Lite



Full Lite

### Glass Style



Clear

### Colors



Quarry




Jackfruit



Black



Sandstone



White




Dark Denim



Kindling



Morocco Red



Linen

Colors may vary due to fluctuations in the printing process

Call customer service department for color swatch



Legacy 1/4 Lite Knox Glass Door in Sandstone Finish

More exterior doors at  
[homedepot.com](https://www.homedepot.com)

See our full Legacy Collection availability and options on page 35.

Download  
Our App



Scan with Your Camera  
or Visit [homedepot.com](https://www.homedepot.com)

# Legacy Decorative & Microblind Collection

## Direct Glazed Smooth Fiberglass

### Configurations



Single Door



Single Door with One Sidelite

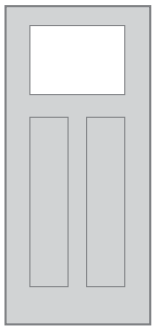


Single Door with Two Sidelites




Double Doors


### Door Style (80")




1/4 Lite



1/2 Lite




3/4 Lite



Full Lite

### Glass & Blinds



Knox



Alamo



White Microblinds



Rain

1/2 lites shown  
Glass not available in all sizes  
Glass designs vary by size

### Colors



Quarry




Jackfruit




Black



Sandstone



Linen



White



Dark Denim



Kindling



Morocco Red

Colors may vary due to fluctuations in the printing process  
Call customer service department for color swatch



Legacy 2 Panel Door with Dark Denim  
Finish and Clear Full Sidelites

**More exterior doors at**  
[homedepot.com](https://www.homedepot.com)

See our full Legacy Collection availability and options on page 35.

**Download  
Our App**



Scan with Your Camera  
or Visit [homedepot.com](https://www.homedepot.com)

# Legacy Panel Collection

## Direct Glazed Smooth Fiberglass

### Configurations



Single Door\*



Single Door with One Sidelite\*



Single Door with Two Sidelites



Double Doors




Single Door with Two Sidelites & Transom

\*Also available with transom

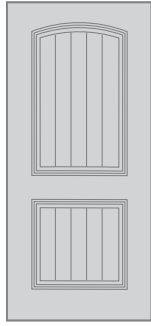
### Door Style (80")



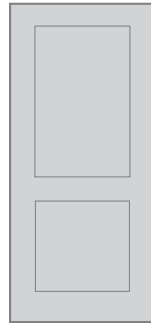
1 Panel Shaker



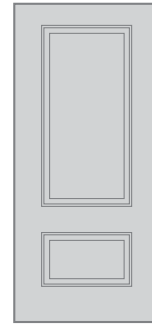
2 Panel



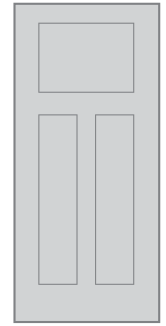
2 Panel Plank



2 Panel Shaker



2 Panel 3/4 Top



3 Panel Craftsman

### Sidelite Glass Style



Clear

Rain

### Colors



Quarry



Jackfruit



Black



Dark Denim




Kindling




Morocco Red



Sandstone



Linen



White

Colors may vary due to fluctuations in the printing process  
Call customer service department for color swatch



Legacy 2/3 Lite Centerhinge Patio with Large Pet Door in White Finish

**More exterior doors at**  
[homedepot.com](https://www.homedepot.com)

See our full Legacy Collection availability and options on page 35.

**Download  
Our App**



Scan with Your Camera  
or Visit [homedepot.com](https://www.homedepot.com)



# Legacy Pet Collection

## Direct Glazed Smooth Fiberglass

### Configurations




Single Door




Centerhinge Patio


### Door Style (80")




2/3 Lite with Cat Door




2/3 Lite with Medium Pet Door



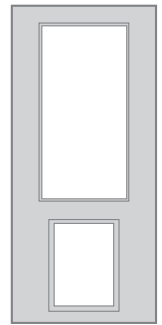
2/3 Lite with Large Pet Door



2/3 Lite with Large Rough Weather Pet Door\*



2/3 Lite with XL Pet Door



2/3 Lite with XL Rough Weather Pet Door\*

### Glass Style



Clear



White Microblinds

### Pet Doors



Cat

Pets up to 12 lbs.  
6-1/4" x 6-1/4"



Medium Pet

Pets up to 35 lbs.  
6-5/8" x 11-1/4"



Large Pet

Pets up to 90 lbs.  
10-1/4" x 15-3/4"



Large Rough Weather Pet\*

Pets up to 90 lbs.  
9-3/4" x 17"



XL Pet


Pets up to 120 lbs.  
15" x 20"

\*Rough weather doors include double flap


### Colors



Sandstone



Linen



White



Dark Denim



Kindling

Colors may vary due to fluctuations in the printing process  
Call customer service department for color swatch



Reliant Duchess 1/2 Lite in White Finish

**More exterior doors at**  
[homedepot.com](https://www.homedepot.com)

See our full Reliant Collection availability and options on page 36.

**Download  
Our App**



Scan with Your Camera  
or Visit [homedepot.com](https://www.homedepot.com)

# Reliant Decorative Collection

## Smooth Fiberglass

### Configurations



Single Door



Single Door  
with One Sidelite




Single Door  
with Two Sidelites




Double Doors


### Door Style (80")




Fan Lite



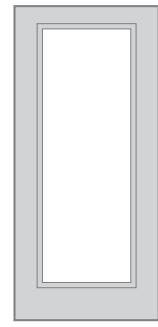
1/2 Lite



3/4 Oval Lite

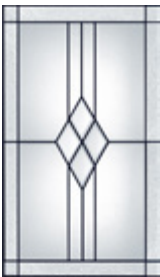


3/4 Lite

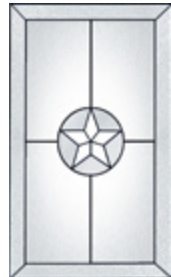


Full Lite

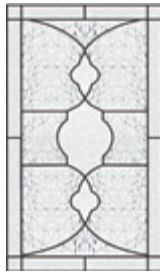
### Glass Style




Quattro



Patriot




Duchess



Rain

1/2 lites shown  
Glass not available in all sizes  
Glass designs vary by size

### Colors



Primed

Colors may vary due to fluctuations in the printing process  
Call customer service department for color swatch  
The glass rim cannot be painted



Reliant Full Lite Patio Door with Espresso  
Microblinds in White Finish

**More exterior doors at**  
[homedepot.com](https://www.homedepot.com)

See our full Reliant Collection availability and options on page 36.

**Download  
Our App**



Scan with Your Camera  
or Visit [homedepot.com](https://www.homedepot.com)

# Reliant Clear Glass Collection

## Smooth Fiberglass

### Configurations



Single Door



Single Door  
with One Sidelite




Single Door  
with Two Sidelites




Double Doors\*

\*Also available in patio


### Door Style (80")



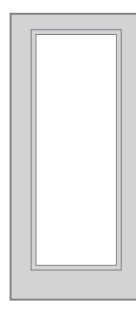
Fan Lite



Camber Top



1/2 Lite



Full Lite

### Glass & Blind Style




Clear



External Grille



White  
Microblinds



Espresso  
Microblinds




Gray  
Microblinds



Sand  
Microblinds

1/2 lites shown  
Glass not available in all sizes  
Glass designs vary by size

### Colors



Primed



Element 1/4 Lite Door with Aspen Glass Primed

## More exterior doors at

[homedepot.com](https://www.homedepot.com)

See our full Element Collection availability and options on page 37.

Download  
Our App



Scan with Your Camera  
or Visit [homedepot.com](https://www.homedepot.com)

# Element Collection

## Smooth Steel

### Configurations



Single Door



Single Door with One Sidelite




Single Door with Two Sidelites




Double Doors


### Door Style (80")




Fan Lite



1/4 Lite




1/2 Lite

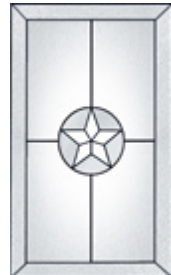


3/4 Oval

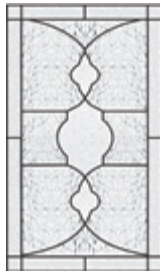
### Glass Style



Quattro




Patriot



Duchess

### Colors



Primed



Clear



9 Lite



White Microblinds



Aspen

1/2 lites, 1/4 lite and 3/4 oval shown  
Glass not available in all sizes  
Glass designs vary by size  
The glass rim cannot be painted

# As Seen on TV

Our collection of doors have been seen on some of the most popular home renovation shows.




Images shown on this page were professionally finished by homeowner/contractor.





## Heat Reflective Finish

The Sun Tech state-of-the-art heat reflective finish is energy efficient. It minimizes heat gain, and meets low Volatile Organic Compounds (VOC) and Environmental Protection Agency (EPA) compliant coating standards.



Sun Tech finish resists scratching and fading. It greatly reduces the risk of distortion and warping caused by heat gain. This high performance finish will resist cracking, peeling, delamination, blistering and flaking.

























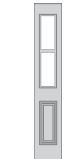

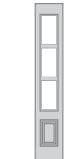

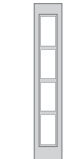


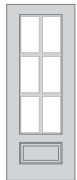
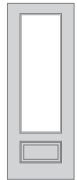




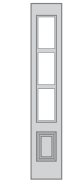




The heat reflective polyurethane coating has been tested by an independent, approved testing facility to meet performance standards.



# Regency Collection - Availability

## Size, Texture and Glass

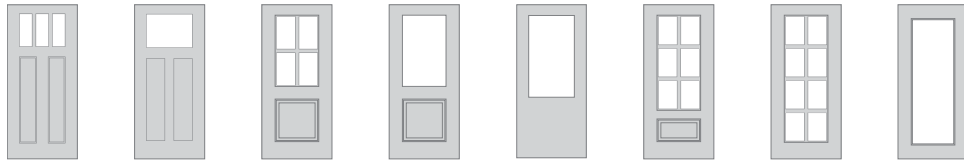
HEIGHT 80"											
	1/4 Lite 6L	1/4 Lite 4L	1/4 Lite 3L	1/4 Lite	1/4 Lite	1/2 Lite 4L	3/4 Oval	Center Lite	3/4 Lite 4L	3/4 Lite 6L	3/4 Lite
	36	36	36	36	36	36	36	36	36	36	36, 32*
	Fir	Fir	Fir	Fir	Mahogany	Mahogany	Mahogany	Mahogany	Mahogany	Mahogany	Mahogany
	Clear	Clear	Clear Amberton	Clear Horizon	Empire Radiance	Clear	Alamo Empire Radiance	Alamo Empire Radiance	Brook	Clear	Axis Marquise
											
	3/4 Lite	3 Lite Equal	Full Lite 8L	5 Lite Modern	2 Panel	2 Panel Plank	2 Panel 3/4 Top	6 Panel	8 Panel	8 Panel Center Arch	V-Groove
	36	36	36	36	36, 32*	36, 32*	36, 32*	36, 32*	36	36	36
	Mahogany	Mahogany	Mahogany	Mahogany	Mahogany	Mahogany	Mahogany	Mahogany	Mahogany	Mahogany	Mahogany
	Alamo Empire Georgian Radiance	Frosted	Clear	Frosted Clear	Cavalier SE^ Oxford SE^	Cavalier SE^ Oxford SE^	Oxford SE^ Cavalier SE^				
											
1/4 Lite 2L	1/4 Lite 1L	1/2 Lite 2L	3/4 Lite 2L	3/4 Lite 3L	3/4 Lite	4 Lite	Full Lite	Full Lite			
12, 14	12, 14	12, 14	12, 14	12, 14	12, 14	12, 14	12, 14	10, 12, 14			
Fir/Mahogany	Fir/Mahogany	Mahogany	Mahogany	Mahogany	Mahogany	Mahogany	Mahogany	Mahogany			
Clear	Amberton Clear Horizon	Clear	Brook	Clear	Axis Empire Georgian Marquise Radiance	Clear	Alamo Cavalier Empire Marquise Frosted Radiance Rain	Clear			
											
3/4 Lite 6L	3/4 Lite	5 Lite	2 Panel Plank	8 Panel	V-Groove	3/4 Lite 3L	3/4 Lite	Full Lite			
36	36	36	36	36, 32	36	12, 14	12, 14	12, 14			
Mahogany	Mahogany	Mahogany	Mahogany	Mahogany	Mahogany	Mahogany	Mahogany	Mahogany			
Clear	Georgian	Frosted	Oxford SE^ Cavalier SE^		Clear	Clear	Georgian	Frosted Rain			

Nominal sizes listed.  
\*No side options for 32" doors.  
^SE stands for speakeasy.

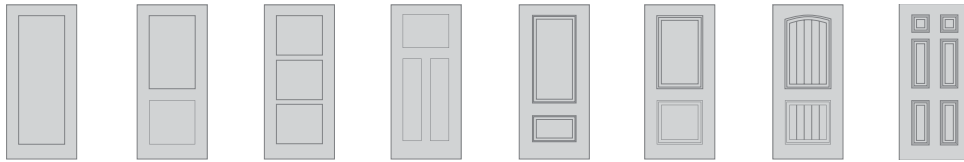
# Legacy Collection - Availability

## Size, Texture and Glass


HEIGHT 80"



	1/4 Lite 3L	1/4 Lite	1/2 Lite 4L	1/2 Lite	2/3 Lite	3/4 Lite 6L	8 Lite	Full Lite
Width (inches)	36, 32*	36"	36, 32*	36, 32*	36, 32, 30*	36, 32*	36, 32*	36*, 32*, 30*, 28*, 24*
Texture	Smooth	Smooth	Smooth	Smooth	Smooth	Smooth	Smooth	Smooth
Glass	Clear	Alamo Knox	Clear	Alamo Knox	Clear Microblind	Clear	Clear	Clear Microblind
Pet Door					Cat Medium Large Extra Large Large RW‡ Extra Large RW‡			



	1 Panel Shaker	2 Panel Shaker	3 Panel Equal	3P Craftsman	2 Panel 3/4 Top	2 Panel Raised	2 Panel Plank	6 Panel Raised
Width (inches)	36, 32*	36, 32*	36, 32*	36, 32*	36, 32*	36, 32*	36, 32*	36, 32*
Texture	Smooth	Smooth	Smooth	Smooth	Smooth	Smooth	Smooth	Smooth
Fire Rated	20 Min. Fire	20 Min. Fire	20 Min. Fire	20 Min. Fire		20 Min. Fire		20 Min. Fire







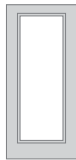


	1/4 Lite	1/2 Lite 2L	1/2 Lite	3/4 Lite 3L	Full Lite 8L	Full Lite	Full Lite
Width (inches)	12, 14	12, 14	12, 14	10, 12, 14	12, 14	12, 14	10, 12, 14
Texture	Smooth	Smooth	Smooth	Smooth	Smooth	Smooth	Smooth
Glass	Alamo Clear Knox	Clear	Alamo Knox	Clear	Clear	Rain	Clear





Nominal sizes listed.  
\*No sidelites options available.  
‡RW stands for rough weather.




# Reliant Collection - Availability

## Size, Texture and Glass

							
	Fan Lite	Cambertop	1/4 Lite	1/2 Lite	3/4 Lite	3/4 Lite	Full Lite
Width (inches)	36, 32*	36, 32*	36*	36, 32*, 28*	36	36	36, 34*, 32*, 30*, 28*, 24*
Texture	Smooth	Smooth	Smooth	Smooth	Smooth	Smooth	Smooth
Glass	Starburst 5 Lite Patriot Quattro	11 Lite	6 Lite Aspen	9 Lite Clear White MB> Espresso MB> Sand MB> Gray MB>	Patriot Quattro Duchess	Quattro Rain	Clear 15 Lite White MB> Espresso MB> Sand MB> Gray MB>
Pet Door				Small Medium Large Extra Large			

HEIGHT 80"

				
	2 Panel Raised	2 Panel 3/4 Top	6 Panel	Flush
Width (inches)	36†, 32*†	36	36†, 32*†	42*†, 36*†, 34*†, 32*†, 30*†, 28*†
Texture	Smooth	Smooth	Smooth	Smooth

			
	Full Lite	1/2 Lite	3/4 Lite
Width (inches)	12, 14	10, 12, 14	12, 14
Texture	Smooth	Smooth	Smooth
Glass	Clear Duchess Patriot Quattro Rain	3 Lite Clear Rain Patriot Quattro	Patriot Quattro Rain

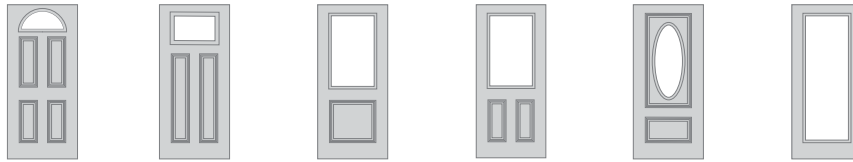
Nominal sizes listed.  
\*No sidelites options available.  
>MB means Microblind.

†2.5 Bore option available on select single prehung panel doors.


# Element Collection - Availability

## Size, Texture and Glass


HEIGHT 80"



	Fan Lite	1/4 Lite	1/2 Lite 1P	1/2 Lite 2P	3/4 Lite	Full Lite
Width (inches)	36, 32*	36, 32*	36, 32*	36, 32*	36	36*, 32*, 30*, 28*, 24*
Texture	Smooth	Smooth	Smooth	Smooth	Smooth	Smooth
Glass	Starburst 5 Lite Patriot Quattro	6 Lite	9 Lite Clear Microblind Patriot Quattro	9 Lite Clear Microblind Patriot Quattro	Patriot Quattro	Clear 15 Lite White MB



	2 Panel Raised	2 Panel Roundtop	3 Panel Craftsman	6 Panel	Flush
Width (inches)	36, 32*	36, 32*	36, 32*	36†, 32*†	36*†, 32*†, 30*†, 24*†
Texture	Smooth	Smooth	Smooth	Smooth	Smooth
Fire Rated	20 Min. Fire	20 Min. Fire	20 Min. Fire	20 Min. Fire	20 Min. Fire



	1/2 Lite	3/4 Lite	Full Lite
Width (inches)	12, 14	12, 14	10, 12, 14
Texture	Smooth	Smooth	Smooth
Glass	3 Lite Patriot Quattro	Patriot Quattro	Clear Patriot Quattro

Nominal sizes listed.  
 \*No sidelites options available.  
 †2.5 Bore option available on select single prehung panel doors.

# Warranty Summary & Contact Information

## Exterior Door Considerations

Steves & Sons entry doors are designed and built to provide lasting value for your home. Our doors provide a classic look of beauty and elegance for your home entrance. Before making this significant investment in your home, you need to take the following items into consideration when purchasing an entry door.

### Exposure to Weather

- Adequate overhang is very critical to the life and performance of any exterior door. A proper overhang will help protect your door from the elements and extend the life of the door. Keep in mind that overhangs are always wise for all doors. See Steves & Sons website for overhang requirements.
- Installing a storm door can cause extreme heat buildup from the sun or trap moisture depending on your environment. Upon inspection, if the installation of a storm door caused damage to the door, that may void the warranty.
- Consult local building codes prior to purchase for any local energy ratings and design pressure requirements.
- Fiberglass doors are more energy efficient than wood doors. If energy efficiency is an important decision factor for you, a wood door may not be best for you.

## Warranty

Steves & Sons products are designed and built to provide lasting value for your home. We warrant to the original owner, if your Steves & Sons Inc. product exhibits a defect in material or workmanship within the time periods outlined below from the initial purchase.

Product	Door Slab	Glass	Factory Finish
Fiberglass Doors Regency	Lifetime Limited	5 Years	1 Year
Fiberglass Doors Legacy	Lifetime Limited	5 Years	1 Year
Fiberglass Doors Reliant	25 Years Limited	5 Years	1 Year
Steel Doors Element	10 Years Limited	5 Years	1 Year

Steves & Sons, at its sole discretion, will repair, replace warranted door or refund the original purchase price.

STEVES & SONS, INC. MAXIMUM LIABILITY IS LIMITED TO THE AMOUNT OF THE ORIGINAL PURCHASE PRICE AND WILL NOT COVER THE COST OF LABOR, INSTALLATION OR FINISHING FOR ANY REPLACEMENT DOOR.

The manufacturer will not be liable for any door(s) repaired or replaced without prior written consent.

This is a summary of Steves & Sons' warranty. For detailed warranty information, visit [stevesdoors.com](http://stevesdoors.com)

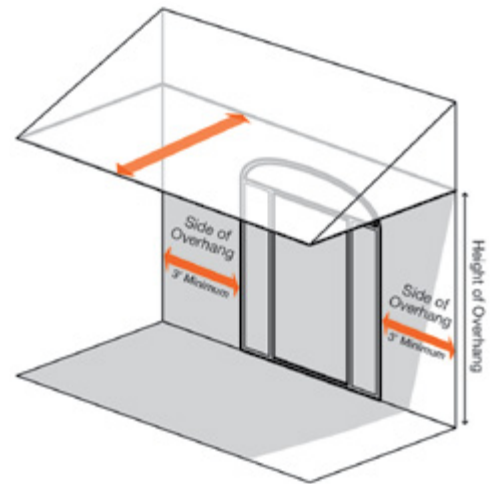


## Contact Information

For additional information, warranty details, technical information or stain color samples, please contact Steves & Sons, Inc. Customer Service at: (800) 617-8586  
8am - 5pm CST, M - F

## Projection of Overhang

Per warranty details, overhang must project half the height of entry or more.











## Sill Pan

When recommended overhang is not met, the use of sill pan is required to meet warranty criteria.

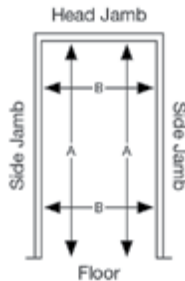


# Door Specifications & Hardware Options

Door Unit		Width	80" Height	96" Height	
 Single Door with Frame 32"	Unit Size	33-1/2"	81-1/2"	97-1/2"	Patio Retrofit Doors 60" Unit Size 59" x 79-1/2"
	Rough Opening	34"	82"	98"	
 Single Door with Frame 36"	Unit Size	37-1/2"	81-1/2"	97-1/2"	72" Unit Size 71" x 79-1/2"
	Rough Opening	38"	82"	98"	
 Single Door with Frame & (1) 12" Sidelite 36"	Unit Size	51"	81-1/2"	97-1/2"	Transom Door Units For the Transom Door Height, add 13-3/4" to the Inswing Door Height in the chart
	Rough Opening	51-1/2"	82"	98"	
 Single Door with Frame & (1) 14" Sidelite 36"	Unit Size	53"	81-1/2"	97-1/2"	Outswing Door Units For the Outswing Door Height, subtract 3/4" from the Inswing door height in the chart
	Rough Opening	53-1/2"	82"	98"	
 Single Door with Frame & (2) 12" Sidelites 36"	Unit Size	64-1/2"	81-1/2"	97-1/2"	
	Rough Opening	65"	82"	98"	
 Single Door with Frame & (2) 14" Sidelites 36"	Unit Size	68-1/2"	81-1/2"	97-1/2"	
	Rough Opening	69"	82"	98"	
 Double Door with Frame 32"	Unit Size	65-3/4"	81-1/2"	97-1/2"	
	Rough Opening	66-3/4"	82"	98"	
 Double Door with Frame 36"	Unit Size	73-3/4"	81-1/2"	97-1/2"	
	Rough Opening	74-3/4"	82"	98"	

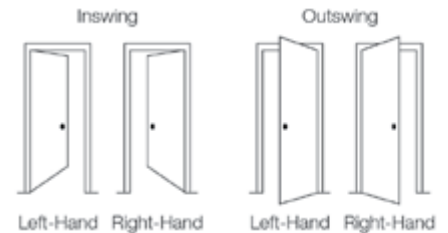
## Get the Right Size

When replacing an existing door, measure the height (A) and width (B) of the current door jamb or finished drywall openings for bifolds. If adding a new door, measure the framed opening in a wall the door unit will be installed (rough opening).



## Determine Swing Direction

Stand with your back to the side of the door where the hinge pins are exposed. Determine the swing by which arm is located on the same side as the hinges.



(Viewed from outside)

## Hinge Options

Ball Bearing hinges allow for smoother operation



Black/Bronze



Nickel

## Door Jambs & Molding Options

- Doors are available with hardwood composite smooth or composite textured jambs.
- Pre-hung in standard 4-9/16" jambs, also available 5-1/4" or 6-9/16" jambs.
- Brickmold and interior casing is available and sold separately.

## 3 Point Security Locking Systems

High strength - heavy gauge construction with maximum security options, precision engineered mechanism provides better structural performance.



San Jose

Savoy

Windsor

Monaco



1866



**Welcoming Families Home**

For Over 150 Years

VERSION 7 (01/2024)

© 2024 STEVES & SONS, INC.  
ALL RIGHTS RESERVED.

D3060889-301E