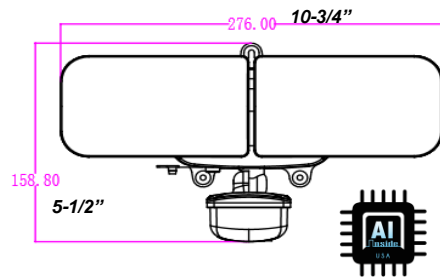
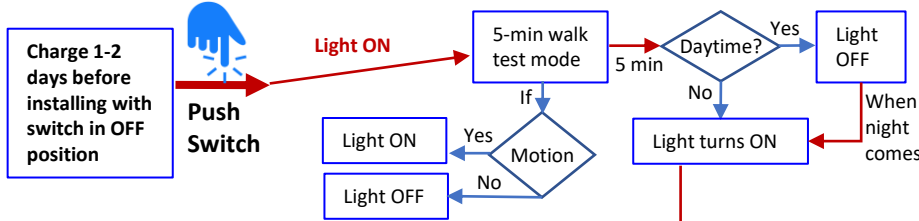


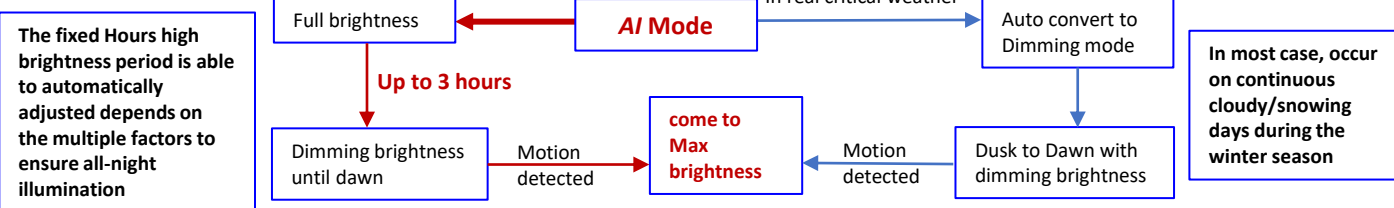
Thank you for choosing eLEDing! World's First AI SMART Lighting:

This innovative AI SMART light is unlike all solar light on the current market without any manually functional setting up, it's able to Auto-Optimization via AI firmware self-calibration in four seasons and its geographical location. US and international patents granted and pending worldwide. All rights reserved. Users must read this manual before installation, comply with local standard and regulations of construction & electrical/electronic projects, follow the safety guidelines to prevent any possible accidents, incident and/or injuries. Consult experienced contractor/installer and electrical technicians for assistance.

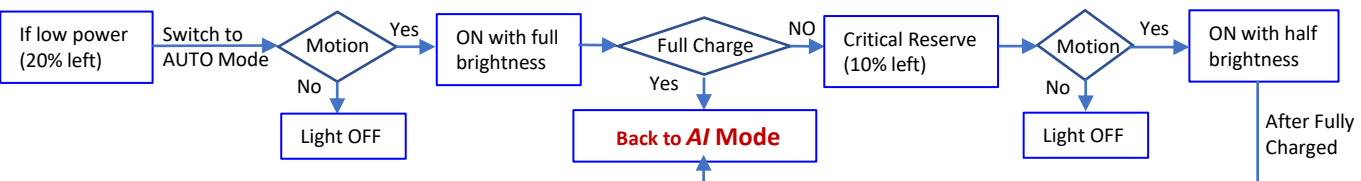
One Step Setup (Just 1 Click!)




AI SMART lighting profile



Second stage Intelligence Power Management (IPM) system : monitor & adjust power consumption



Setup



Push this latch switch under Sensor head by a finger, pen or screwdriver to "click" ON

Installation Guidelines (video link: <https://youtu.be/oaRHKocifVA>)

- Securely mount or even one screw hanger-on the unit on the wall or other surface, etc., adjust the light head direction and sensor angles based on your need.
- Solar Panel must be mounted in a non-obstructed position that allows at least 5-6 hours direct sunlight all year round. For most of the North America projects, adjust the tilt of the solar panel at 25°- 60° degrees based on your actual location. The solar panel can be pointed to between east and west, but south is the best facing direction and **definitely NOT to north**. For northern hemisphere installations, a south-facing position is best and visa-versa for southern hemisphere installation.
- Optional AUX 15VDC/<1.5A power sources can be used as back-up power or fast charging source to give the light a quick charge before installation or for indoor emergency lighting.
- Solar Panel Maintenance: Use soft, wet cloth to clean the solar panel periodically (at least once a one year) to avoid energy output reduction resulted from accumulated dust. Clean accumulated snow ASAP during snowing season.
- Built in Li-poly battery is replaceable

Product Specifications

Patented Technology

illuminating coverage: Up to 270° angle by dual heads	ePIR Detecting Range: 180°, up to 60'x 60'
Light Head: 5W x 2 super bright -LED matrix (color 5000K)	Energy Storage: 30WH Li-poly battery
Solar Panel: 14VDC/8W Tempered Glass (with 10' cable)	AI (5G SMART) Mode: 60+hrs, Dask-Dwan continuity illumination
Weight: 1.5 LBs (Light Body) Polycarbonate/PC with Beige color	Operation Temp.: -4°F to 125°F, Weatherproof IP64
Brightness: =100W Halogen Lamp/1200+Lm (On Peak)	Complies with: FCC Part 15 Class B and ICES-003:2004

As AI SMART version, once initially power ON, it needs at least one day automatic self-calibration to be light up with maximum performance in most geographical environment



One Year Limited Warranty

EESGI guarantees this product to be free from defects in material & workmanship for (1) year.

This warranty does not apply to damage from misuse or incorrect installation/ connection.

This warranty does not cover accessories, bulbs, batteries, high voltage accidents, alterations, unauthorized use or repair, neglect, misuse, abuse, damages or defects resulting from normal wear and tear (including chips, fading scratches, abrasions or discoloration due to usage or sun exposure), or failure to follow instructions for care and maintenance, fire, flood, and Acts of God.

This warranty does not include liability for incidental or consequential damages.

EESGI is not responsible for any damages in excess of the retail purchase price of the product under any circumstances. The consumer is responsible for the installation of, removal of, and reinstallation of the product.