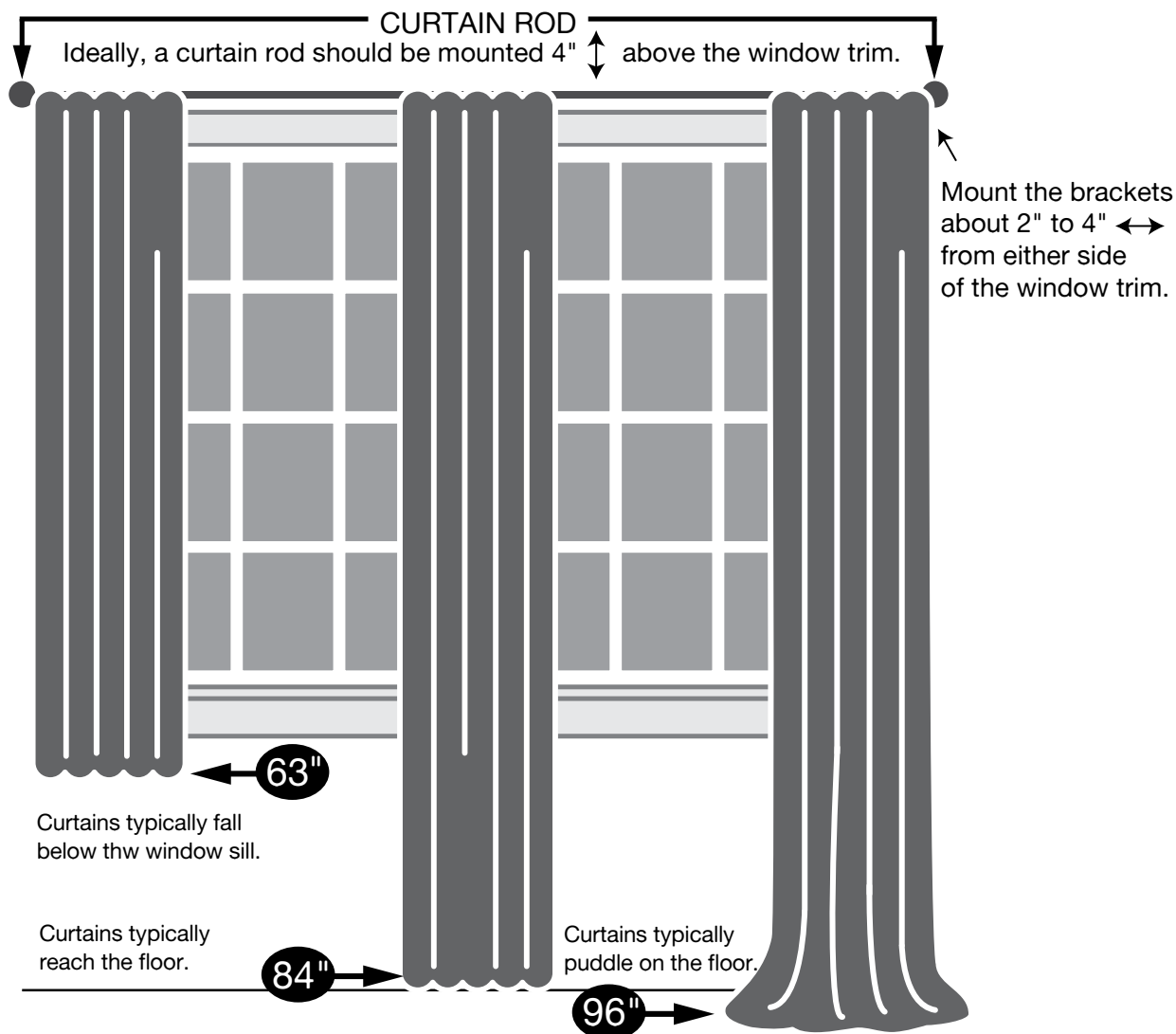


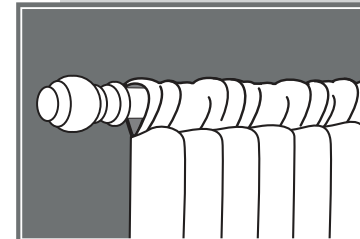
WINDOW CURTAIN STYLE GUIDE



For proper fullness, fabric should measure approximately 2 to 3 times the width of your window.


Additional Styling Tips:

- Thoroughly steam panels to free them from creases. See care label for additional care instructions.
- Evenly spread the panels out enough to see the texture but not to the extreme that the panels lay flat. Ensure that both panels are spread/gathered evenly to give a symmetrical look on the window.
- Tuck top corner edges of panels in for a polished appearance.
- Double check that rod and curtains hang straight.




ROD POCKET

Rod slides into the built-in pocket for classic elegant styling.




GROMMET

Rod slides into metal grommet openings. Easy to hang and style, Easy to open and close.



BACK TAB

Rod slides into hidden back tabs creating pleats for a clean updated feel.



TAB TOP

Rod slides into tab openings creating a casual relaxed look.