

## **USER'S MANUAL**


### **Queen Iron Bed HW68539**

THIS INSTRUCTION BOOKLET CONTAINS **IMPORTANT** SAFETY INFORMATION. PLEASE READ AND KEEP FOR FUTURE REFERENCE.

**Please give us a chance to make it right and do better!**

Contact our friendly customer service department for help first.  
Replacements for missing or damaged parts will be shipped ASAP!

**FLOOR AREA  
2MX2M**



**ASSEMBLED BY 2 ADULT**

**Follow Costway**




# Contact Us!

## Do NOT return this item.

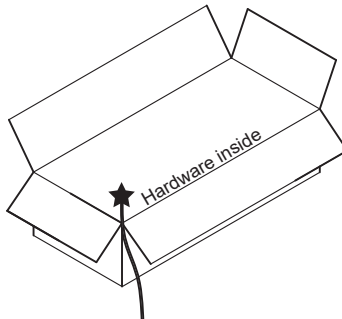
Contact our friendly customer service department for help first.



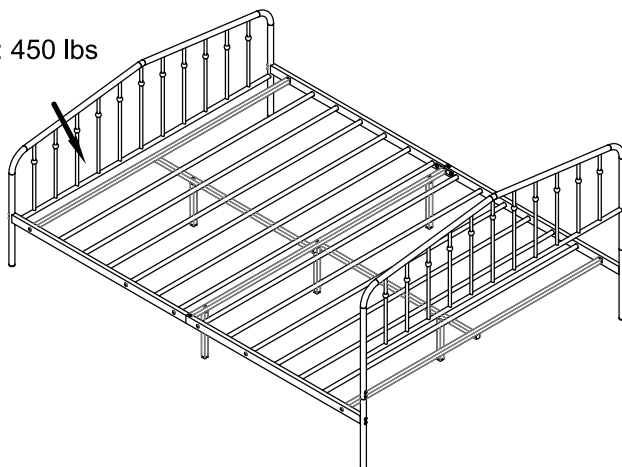
# Before You Start



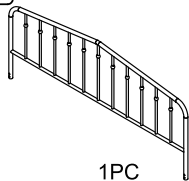

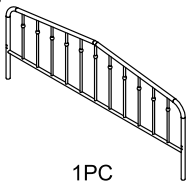
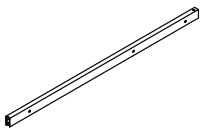
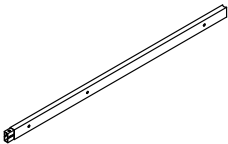
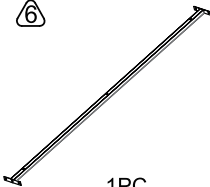

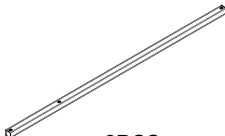


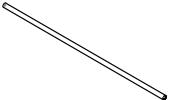
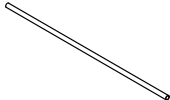
- ⚠ Read each step carefully before starting. It is very important to ensure each step followed in correct order, otherwise assembly difficulties may occur.
- ⚠ Most of board parts are labeled or stamped on the raw edges. Have a check to make sure all parts are included.
- ⚠ Work in a spacious area, preferably on a carpet close to where the unit will be used.
- ⚠ Keep the handtools close at hand. Do not use power tools to assemble your furniture. They may scratch or damage the parts.



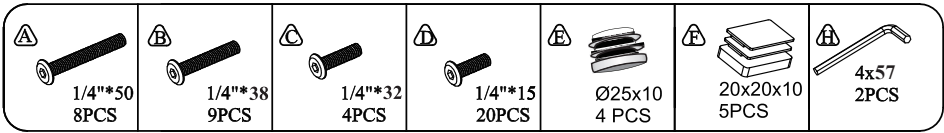
Weight Limits : 450 lbs













## PART LIST

 1PC	 2PCS	 1PC	 2PCS
 2PCS	 1PC	 2PCS	 2PCS
 2PCS	 3PCS	 4PCS	 8PCS

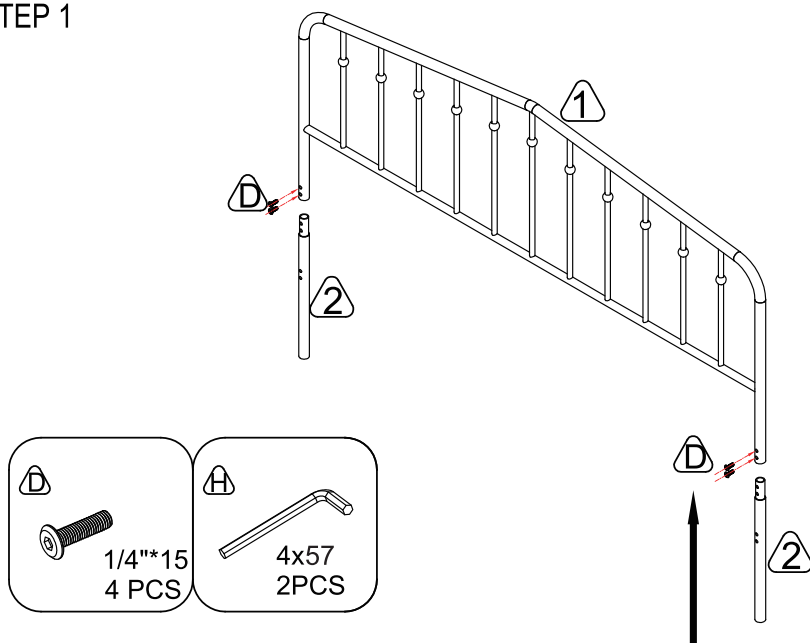




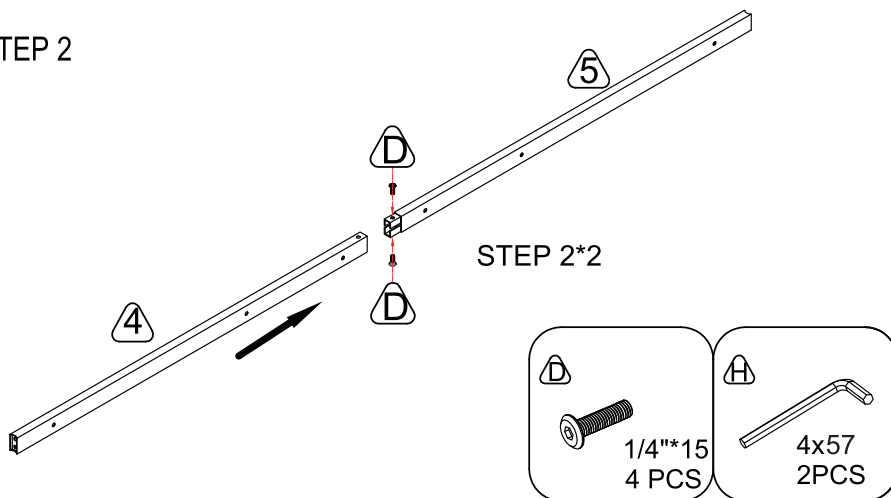
**IMPORTANT SAFETY NOTICE: READ CAREFULLY BEFORE BEGINNING ASSEMBLY!**

-  Hardware packs and small components should be away from the children, avoid eating and being injured
-  Please, follow with the assembly steps in order
-  Please, do not tighten any screw before each assembling unit is well placed in appropriate position
-  Please, make sure all components are fixed firmly locked without any potential safety hazard After assembly and before using
-  Please, use this product correctly , according to its purpose to avoid danger happened
-  Please, do not stand on any component of this product
-  Such as the wall fastening devices are essential parts of this product. Please fix firmly locked without any potential safety hazard before using
-  Please check all contents of this product inside of carton (s) carefully, small parts may have been lost during shipment, if any! contact further with the retailer from which you purchased this product to obtain, do not use any substitute part
-  This assembly instructions booklet contains important safety information, please read and keep for further reference
-  This products is designed referring to overall loading of each set final product, Please avoid damage caused by single point loading of the final product.  
product name : Bushwick Platform Bed : 450 LBS (maximum)

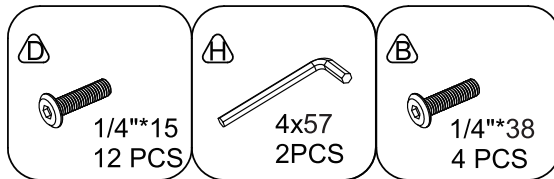
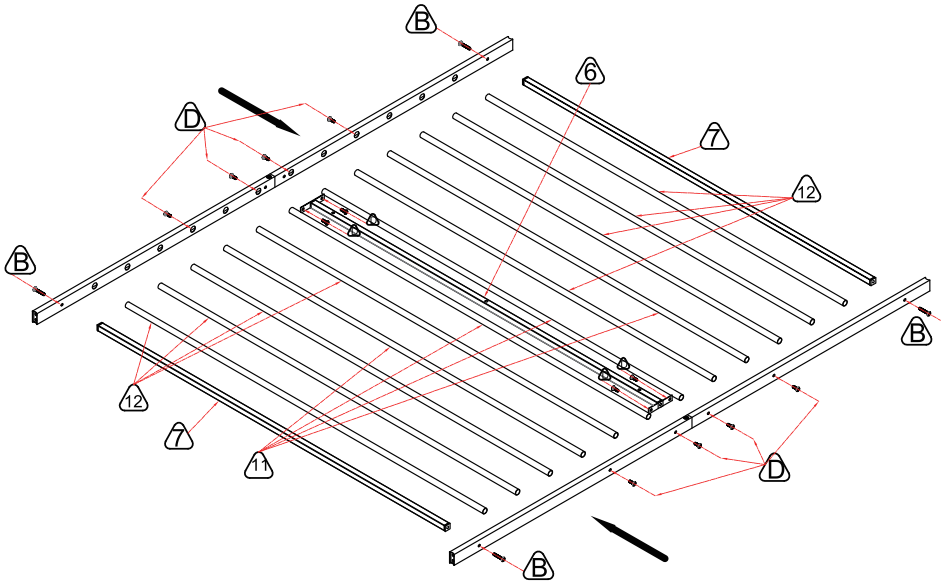
**STEP 1**



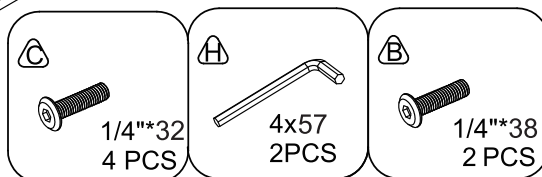
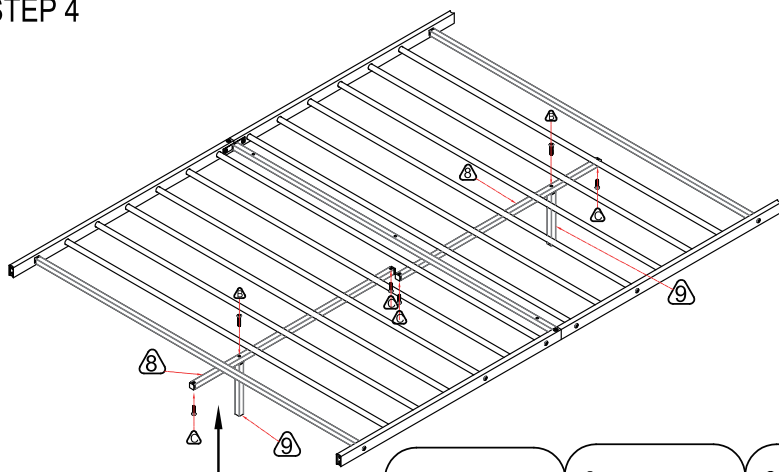
**STEP 2**



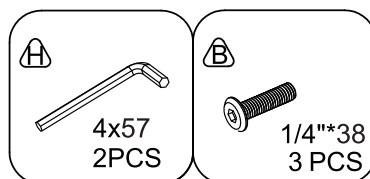
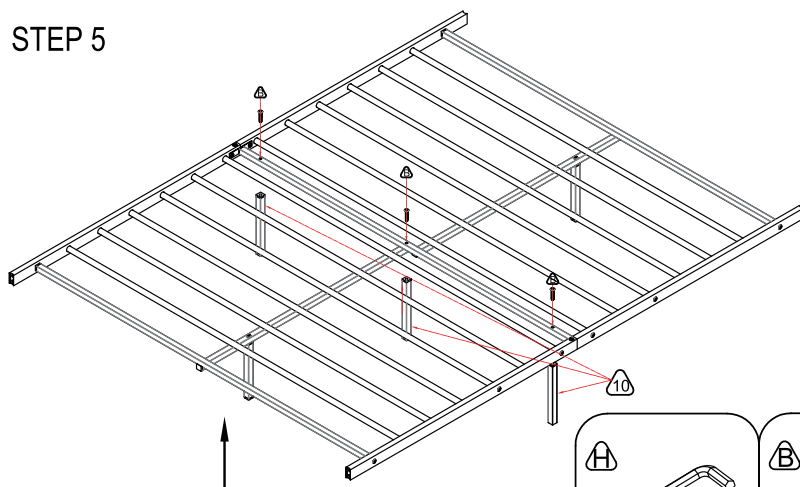
**STEP 3**



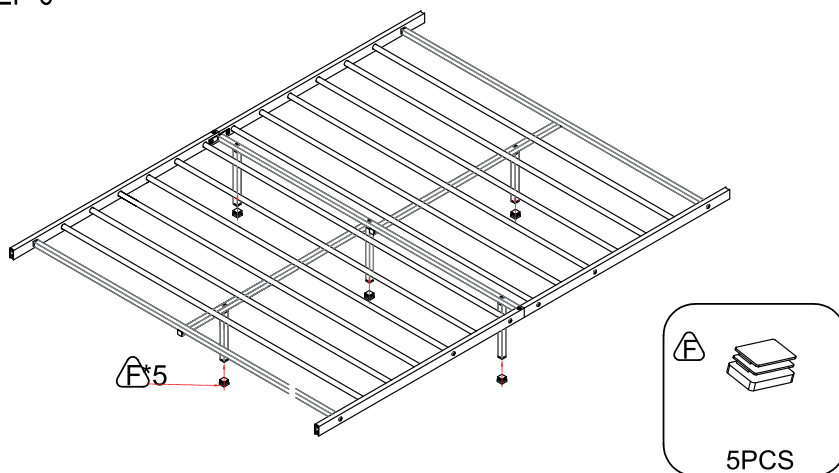
# STEP 4



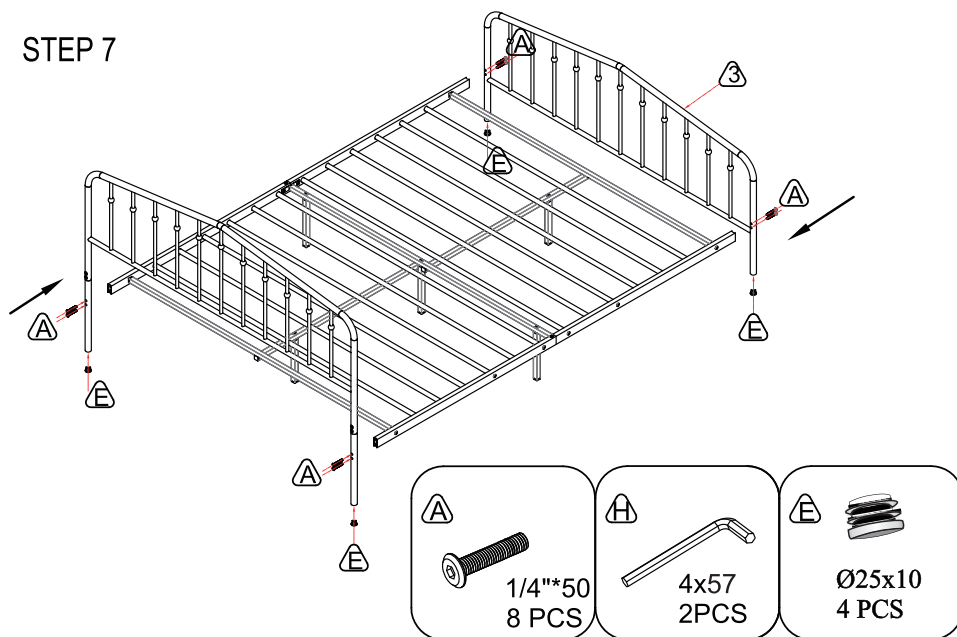
# STEP 5



**STEP 6**



**STEP 7**



## Care and Maintenance

Use a soft, clean cloth that will not scratch the surface when dusting.

Use of furniture polish is not necessary.

Should you choose to use polish, test first in an inconspicuous area.

Using solvents of any kind on your furniture may damage the finish.

Never use water to clean your furniture as it may cause damage to the finish.

Liquid spills should be removed immediately. Using a soft clean cloth, blot the spill gently. Avoid rubbing.

Check bolts/screws periodically and tighten them if necessary.

## Further advice about wood furniture care

It is best to keep your furniture in a climate-controlled environment.

Extreme temperature and humidity changes can cause fading, warping, shrinking and splitting of wood.

It is advised to keep furniture away from direct sunlight as sun may damage the finish.

Proper care and cleaning at home will extend the life of your purchase.

Following these important and helpful tips will enhance your furniture as it ages.

**Welcome to visit our website and purchase our quality products!**

With your inspiring rating, COSTWAY will be more consistent to offer you  
**EASY SHOPPING EXPERIENCE, GOOD PRODUCTS and EFFICIENT SERVICE!**

US office: Fontana, California

UK office: Ipswich



- \* Reward Points
- \* Exclusive Customer Service
- \* Personalized Recommendations
- \* Permanent Shopping Cart
- \* Order History

*5 Star Rating*



We would like to extend our heartfelt thanks to  
all of our customers for taking time to assemble  
this product and giving us valuable feedbacks.

THANK  
YOU  
☺