TC54-6127

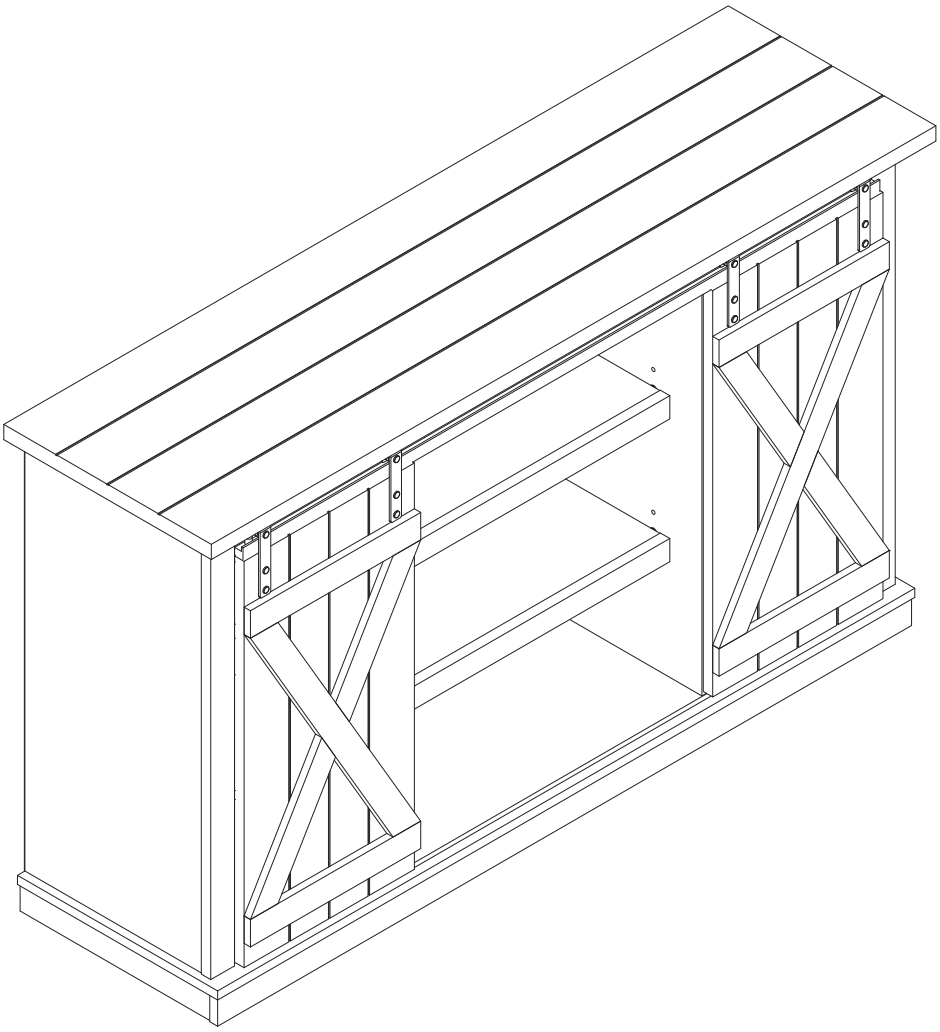

1-888-235-7646

www.tsicustomerservice.com

Twin-Star International, Inc. Delray Beach, FL 33445

THANK YOU!

Thank you for purchasing a Twin-Star International product, designed in the U.S.A. We hope it brings you many years of enjoyment. Please take a moment of your time to register your new purchase: www.tsicustomerservice.com. For new users simply select the category that applies to the product you've purchased and f ll out the product registration form. Once the registration process is complete you will be able to:

- Register one or multiple products
- Order parts
- Download user manuals
- Request product information or assistance

When registering your product be sure to sign up for Twin-Star International updates, which will keep you informed of important service information, provide helpful tips about our products, and make it easier if you should ever have to contact our technical support group. Twin-Star International values your privacy and will never share your personal information with other organizations. The information you submit is used only for purposes of providing product related services to you.

If you are unable to register your product, please save your proof of purchase for part replacement purposes.

IMPORTANT:
Retain for future reference. Read carefully.

MERCI!

Nous vous remercions d'avoir acheté un produit Twin-Star International, conçu aux États-Unis. Nous espérons qu'il saura vous procurer des années de satisfaction. Veuillez prendre un moment pour enregistrer votre nouvel achat : www.tsicustomerservice.com. Pour les nouveaux utilisateurs, sélectionnez simplement la catégorie qui s'applique au produit que vous avez acheté et remplissez le formulaire d'enregistrement du produit. Une fois le processus d'enregistrement complété, vous serez en mesure de:

- Enregistrer un ou plusieurs produits
- Commander des pièces
- Télécharger le manuel de l'utilisateur
- Demander de l'information ou de l'assistance sur le produit

Quand vos enregistrerez votre produit, assurez-vous de vous abonner aux mises à niveau de Twin-Star International, lesquelles visent à vous tenir au fait de toute information importante pour le service, à vous fournir des conseils utiles sur nos produits et à accélérer le processus si vous deviez contacter notre groupe de soutien technique. Twin-Star International se soucie de la protection de vos renseignements personnels et ne partagera jamais votre information personnelle avec d'autres organisations. L'information que vous soumettez est utilisée uniquement pour vous fournir des services en relation avec votre produit.

Si vous ne parvenez pas a enregistrer votre produit, s'il vous plait gardez votre reçu comme preuve d'achat pour tout remplacement de pièces.

IMPORTANT:
Conserver pour référence future. Lisez correctement

GRACIAS!

Gracias por comprar un producto de Twin-Star International, diseñado en los E.U.A. Esperamos que le brinde muchos años de disfrute. Por favor, tómese un momento de su tiempo para registrar su compra nueva: www.tsicustomerservice.com. Para los usuarios nuevos, simplemente seleccione la categoría que se aplica al producto que ha comprado y llene el formulario de registro del producto. Una vez f nalizado el proceso de registro, usted podrá:

- Registrar uno o varios productos
- Realizar pedidos de piezas
- Descargar manuales de usuario
- Solicitar información o asistencia sobre el producto

Cuando registre su producto, asegúrese de suscribirse a las actualizaciones de Twin-Star International, las cuales le mantendrán informado sobre la información importante de servicio, le proporcionarán consejos útiles acerca de nuestros productos, y le facilitarán cuando tenga que contactar a nuestro grupo de soporte técnico. Twin-Star International valora su privacidad y nunca compartirá su información personal con otras organizaciones. La información que usted envíe sólo se utiliza para f nes de proporcionarle servicios relacionados con los productos.

Si usted no puede registrar su producto, por favor guarde el comprobante de compra para el proposito de reponer piezas.

IMPORTANTE:
Conservar para futuras consultas. Lea cuidadosamente.

DEPENDABLE CUSTOMER SERVICE

Questions? Our message centers are available 7 days a week 24 hours a day at our toll-free help line. Our Customer Service department is available Monday – Friday 8:30 am – 5:30 pm EST. We can help you with assembly and if necessary, replace damaged/missing parts.

STOP!

NO NEED TO RETURN TO STORE!

Contact us at:
www.tsicustomerservice.com
for troubleshooting and technical support.

For assistance with assembly or installation, parts and customer service, call:

1-888-235-7646

English, French, Spanish
8:30 AM – 5:30 PM Monday – Friday

Please have your store receipt, instruction manual, and part number ready when you call.

UN SERVICE À LA CLIENTÈLE FIABLE

Questions? Nos centres d'appels sont disponibles 7 jours sur 7 et 24 heures sur 24 avec notre ligne d'assistance sans frais. Notre service à la clientèle est disponible du Lundi au Vendredi 8h30-17h30 HNE. Nous pouvons vous assister à l'assemblage et, si nécessaire, remplacer les pièces endommagées / manquantes.

ARRÊT!

UN SERVICE À LA CLIENTÈLE FIABLE!

Contactez-nous au:
www.tsicustomerservice.com
pour le service de dépannage et de soutien technique.

Pour assistance quant au montage ou installation, pièces de rechange ou service à la clientèle. Contactez:

1-888-235-7646

Anglais, Français, Espagnol
8h30-17h30 Lundi - Vendredi

Veuillez avoir en main, avant de nous contacter, la facture de votre marchand, votre manuel d'instruction et le numéro de pièce requise.

SERVICIO DE ATENCIÓN AL CLIENTE FIABLE

¿Tiene preguntas? Nuestro Centro de mensajes está disponible 7 días de la semana, 24 horas del día con nuestra línea de ayuda gratuita. Nuestro departamento de Servicio al Consumidor está disponible de Lunes a Viernes, de 8:30 am hasta las 5:30 pm EST. Le podemos ayudar con ensamblaje y si es necesario con el reemplazo de piezas dañadas o pérdidas.

¡ALTO!

NO ES NECESARIO DEVOLVERLO A LA TIENDA!

Comuníquese con nosotros en:
www.tsicustomerservice.com
para solución de problemas y soporte técnico.

Para asistencia con la instalación o ensamblaje, repuestos y servicio al consumidor, llame al:

1-888-235-7646

Inglés, Francés, Español
8:30 AM – 5:30 PM Lunes – Viernes

Tenga a la mano su recibo de la tienda, el manual de instrucciones, y el número de la pieza cuando realice la llamada.

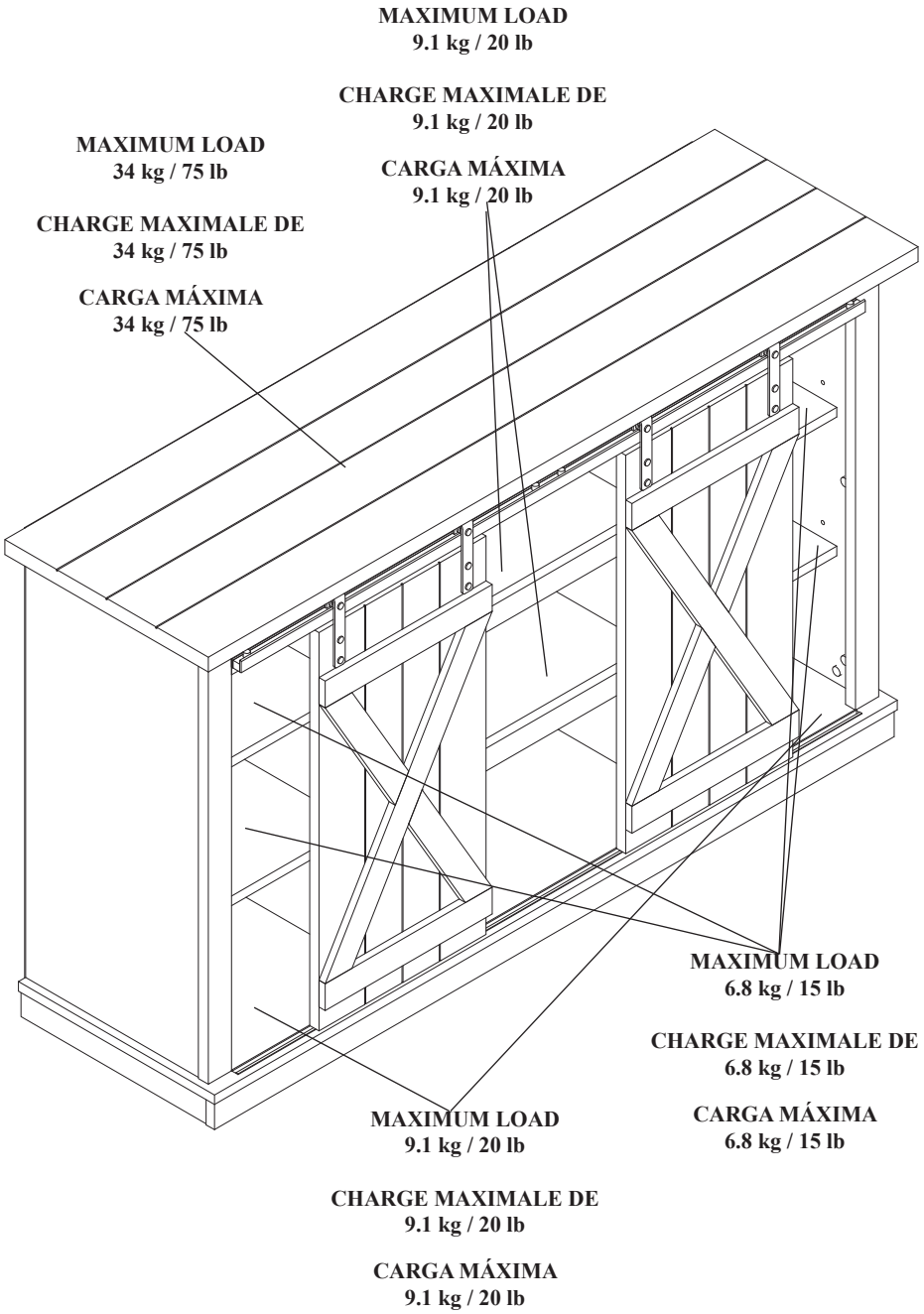

WARNING:

For use with most LCD/Plasma televisions weighing 34 kg / 75 lb or less. Use with televisions or loads heavier than the maximum weights specif ed may result in instability causing tip over resulting in death or serious injury.

ATTENTION:

Destiné à la plupart des téléviseurs à écran LCD/Plasma pesant 34 kg / 75 lb ou moins. Toute installation en vue de supporter des téléviseurs ou des charges d'un poids supérieur aux valeurs indiquées peut déboucher sur une instabilité provoquant un basculement pouvant entrainer la mort ou un accident grave.

PRECAUCIÓN:

Para usar con la mayoría de televisiones de LCD / Plasma, con peso de 34 kg / 75 lb o inferior. Utilizar con televisores o cargas más pesadas que los pesos máximos especif cados puede dar lugar a inestabilidad que produzca un vuelco que tenga como resultado muerte o lesiones graves.

TC54-6127

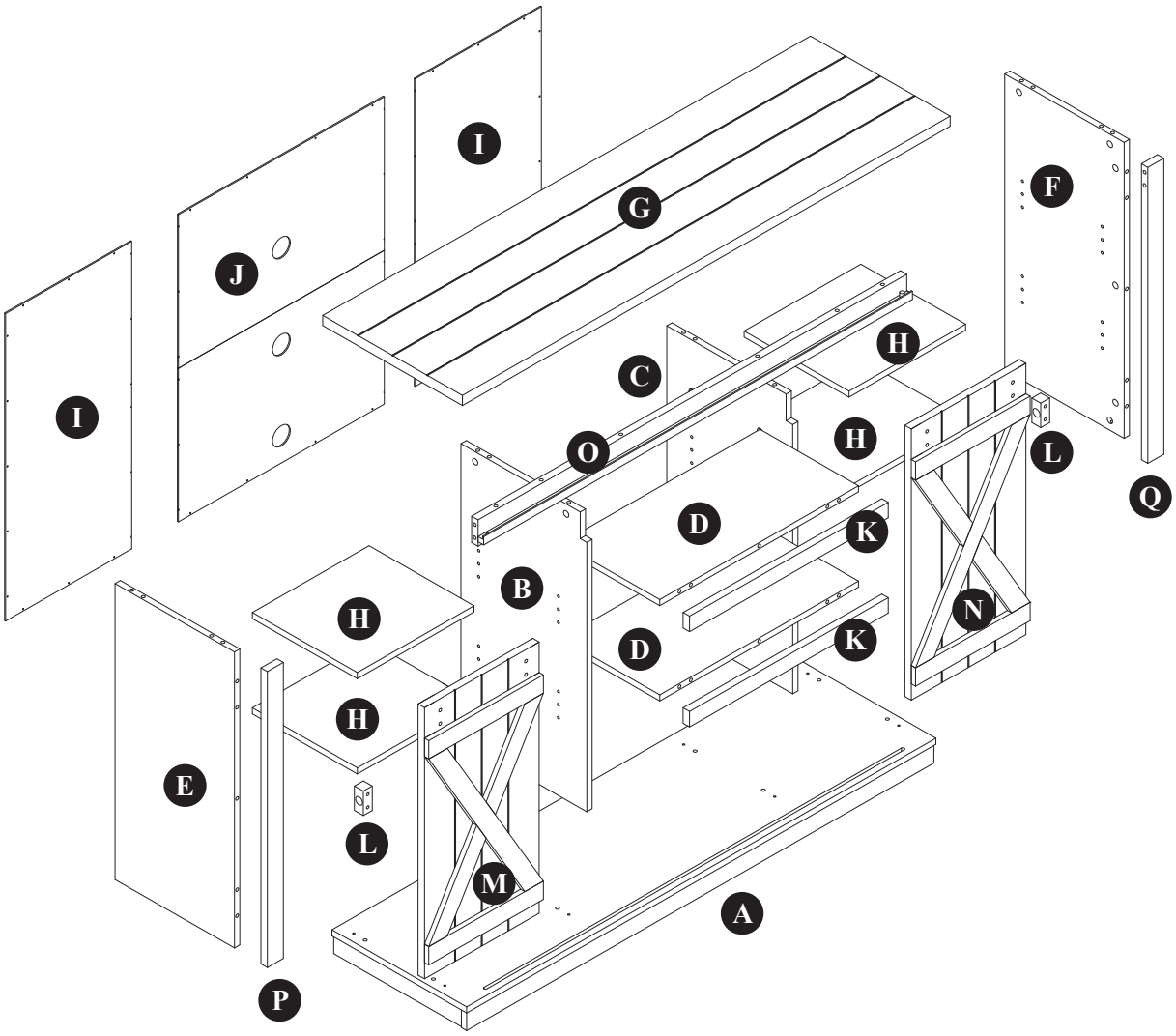

SAFETY INFORMATION

Please read and understand this entire manual before attempting to assemble, operate or install the product.

WARNING

- Some steps are more easily handled with two adults.

CAUTION

- Before assembly and/or installation, carefully unwrap all parts.
- Locate and set aside the hardware kit before discarding packaging.
- Use care when assembling your new product. Take your time and follow the assembly instructions closely.

INFORMATION DE SÉCURITÉ

Assurez-vous de lire et de comprendre l'intégralité du présent manuel avant de tenter d'assembler, d'utiliser ou d'installer le produit.

AVERTISSEMENT

- Certaines étapes sont plus facilesà effectuer avec l'aide

MISE EN GARDE

- Avant l'assemblage et/ou l'installation, vous devez déballer minutieusement toutes les pièces.
- Localisez et mettez de côté le jeu de quincaillerie avant de jeter l'emballage.
- Soyez vigilant lorsque vous assemblez le nouveau produit. Prenez votre temps et suivez attentivement ces instructions.

INFORMACIÓN DE SEGURIDAD

Lea y comprenda completamente este manual antes de intentar ensamblar, usar o instalar el producto.

ADVERTENCIA

- Algunos de los pasos se pueden realizar con mayor facilidad entre dos adultos.

PRECAUCIÓN

- Antes del ensamblaje y/o instalación, desenvuelva cuidadosamente todas las piezas.
- Localice y separe el equipo de accesorios antes de desechar el embalaje.
- Tenga cuidado al ensamblar el nuevo producto. Tómese su tiempo y siga detenidamente las instrucciones de ensamblaje.

TOOLS REQUIRED
OUTILS NÉCESSAIRES
HERRAMIENTAS NECESARIAS

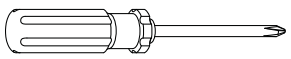

(NOT INCLUDED)
(PAS INCLUS)
(NO INCLUIDAS)

HARDWARE/QUINCAILLERIE/FERRETERÍA

[x28]

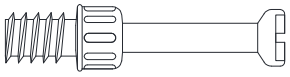

AA PH-KDBZNC002

[x28]

BB PH-KDCZNC001

[x28]

CC Ø8x30mm PH-DWLNTL001

[x4]

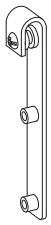

DD PH-BDRBLK002

[x8]

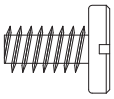

EE Ø6.3x12mm PH-BLTBLK002

[x42]

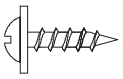

FF Ø3x12mm PH-SCRBLK007

[x4]

GG PH-SCRBLK006

[x8]

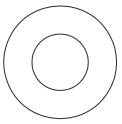

HH Ø15mm

HARDWARE/QUINCAILLERIE/FERRETERÍA

[x2]

II

[x2]

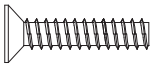

JJ Ø4x19mm

[x4]

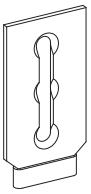

KK PH-BDGBLK001

[x12]

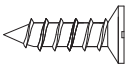

LL Ø4x15mm

[x4]

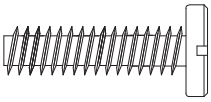

MM Ø6.3x25mm

[x24]

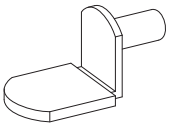

NN PH-SPNPCSPLB2

[x2]

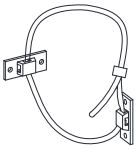

OO PH-BKTWHT003

[x1]

ZZ Touch-Up pen

1

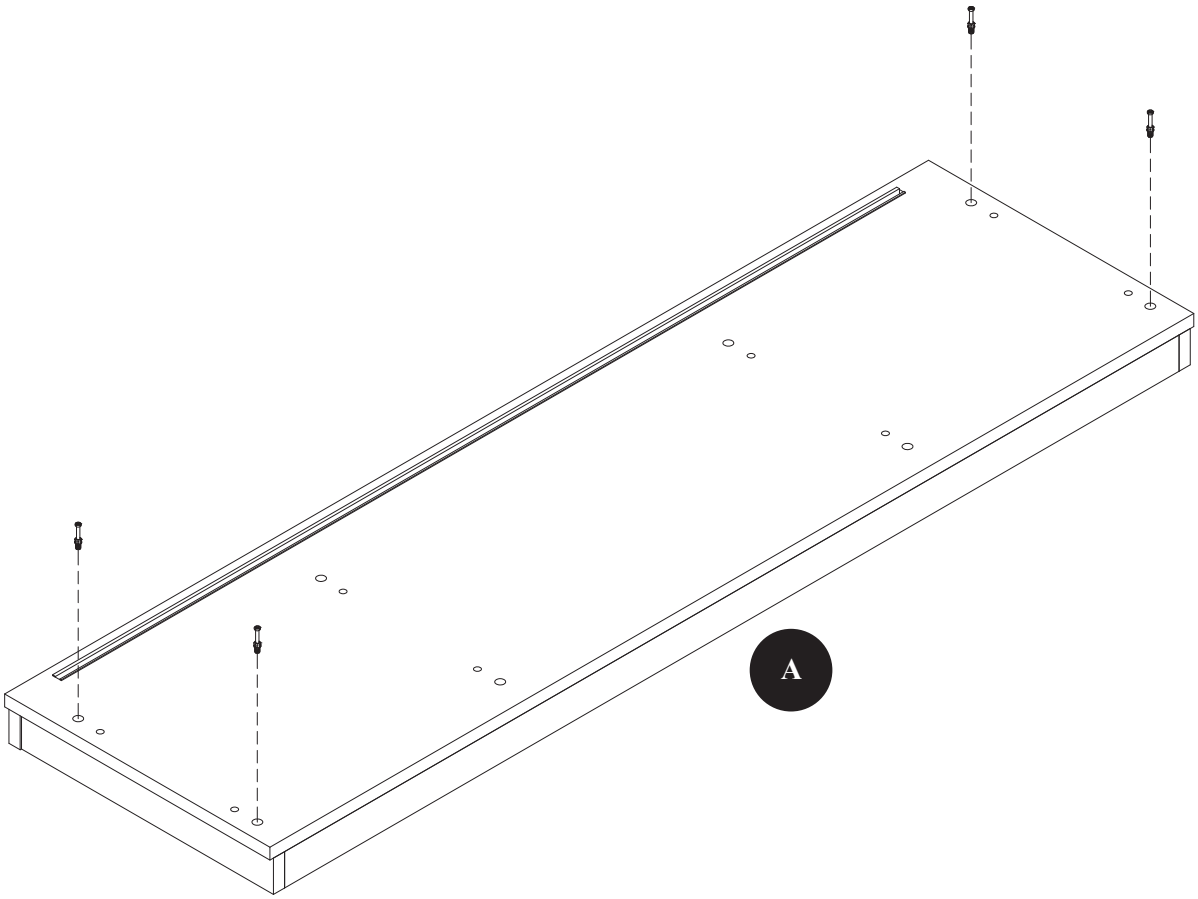

AA

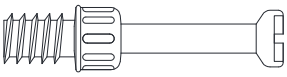

[x4]

2

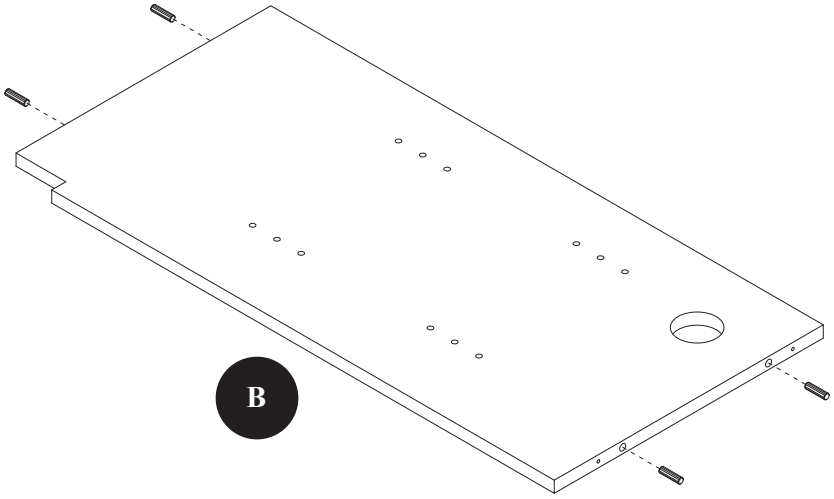

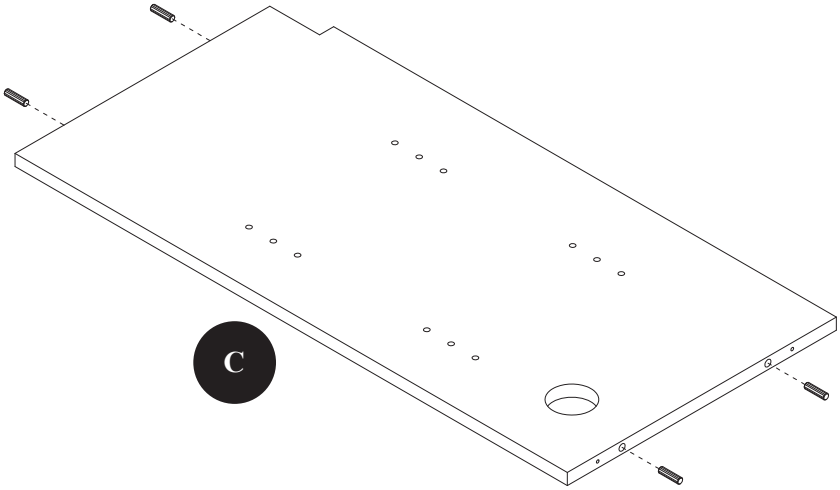

CC

[x8]

3

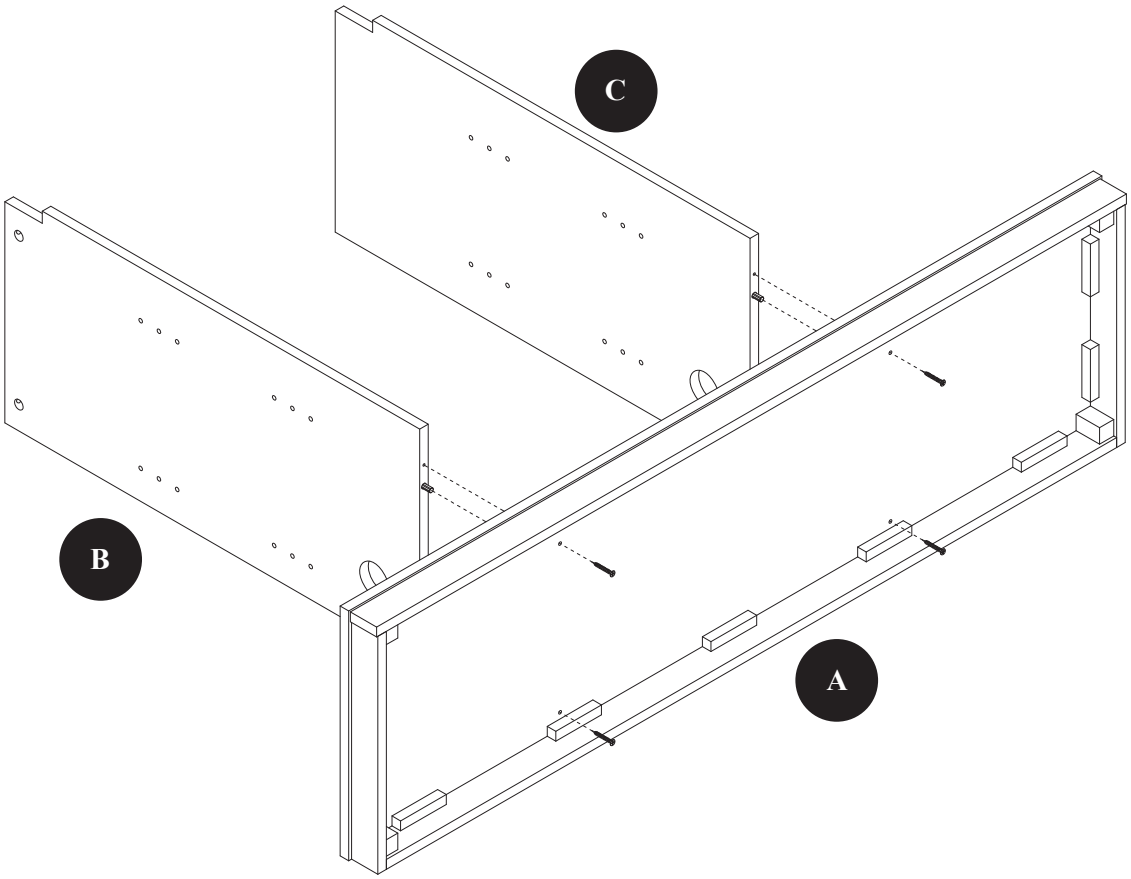

GG

[x4]

4

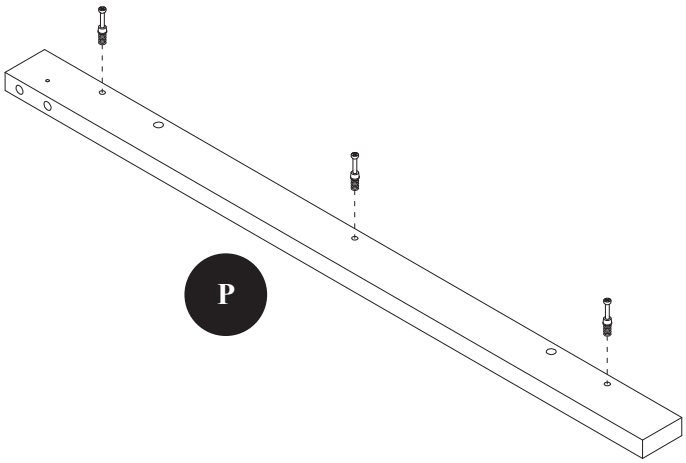

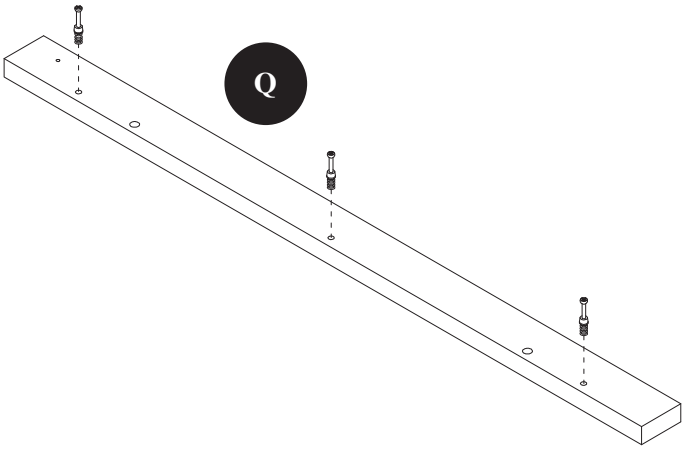

AA

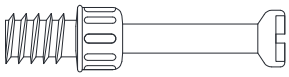

[x6]

5

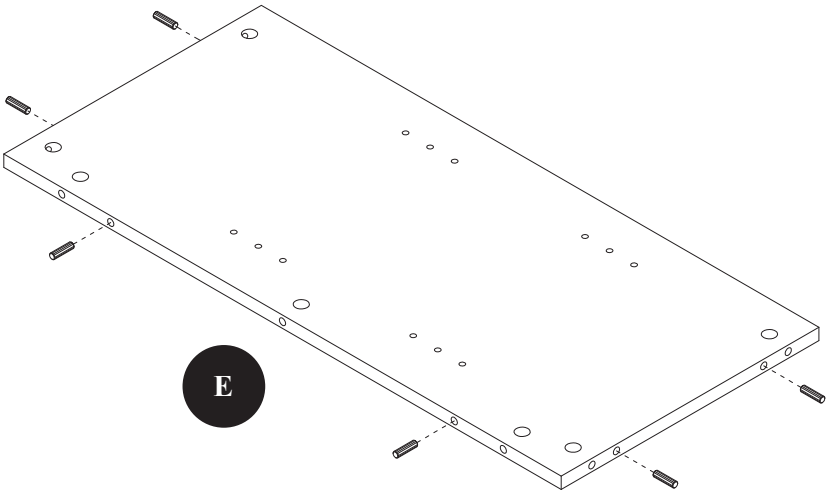

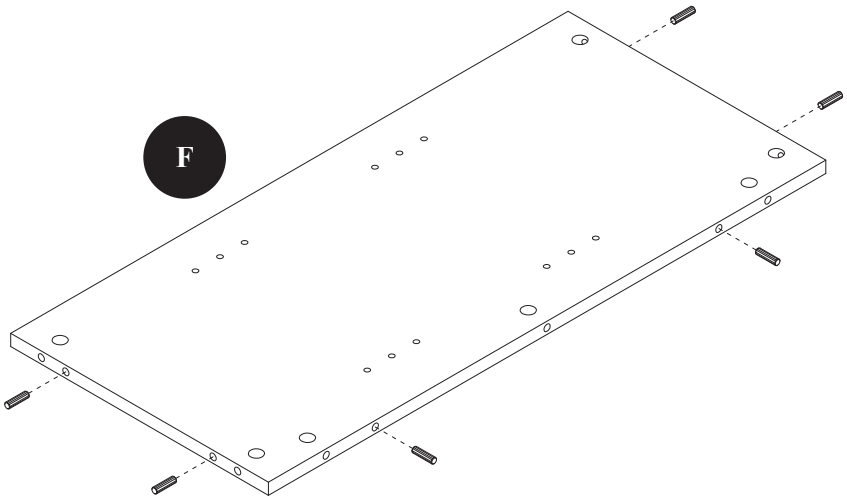

CC

[x12]

6

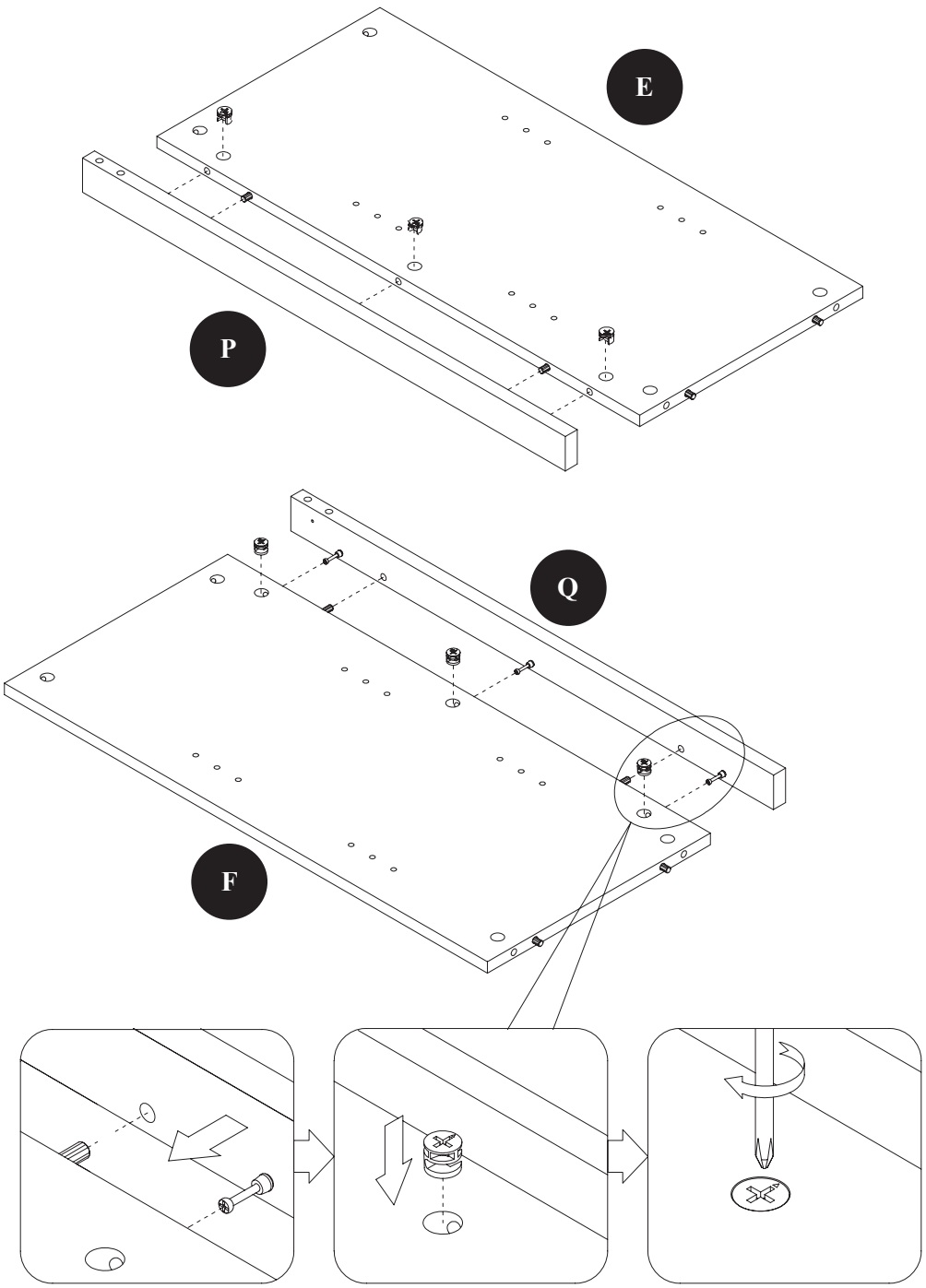

BB

[x6]

7

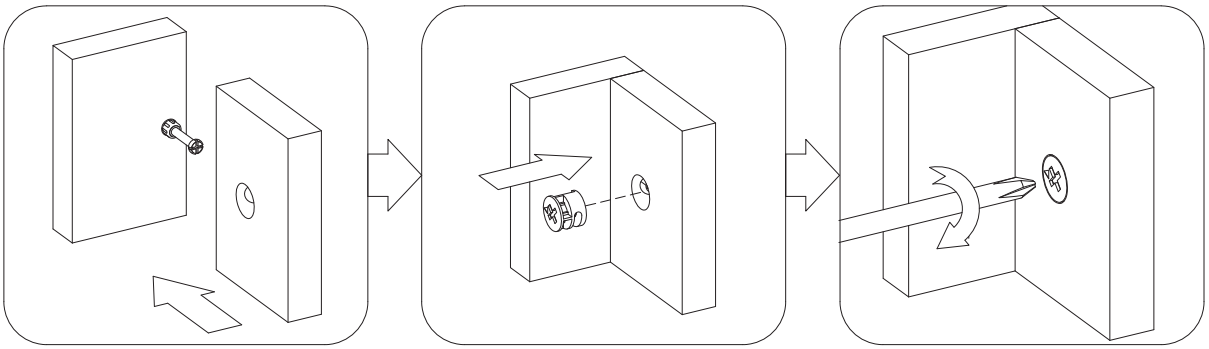

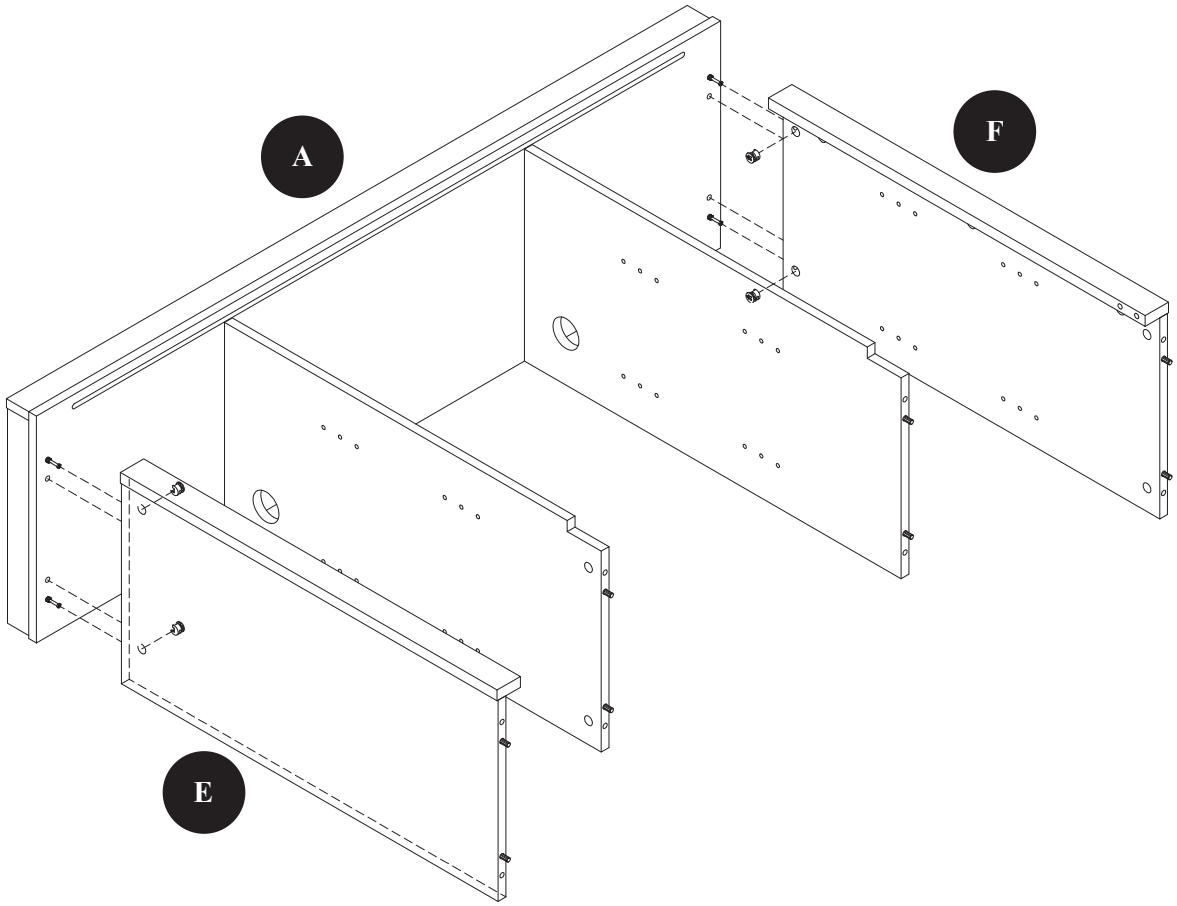

BB

[x4]

8

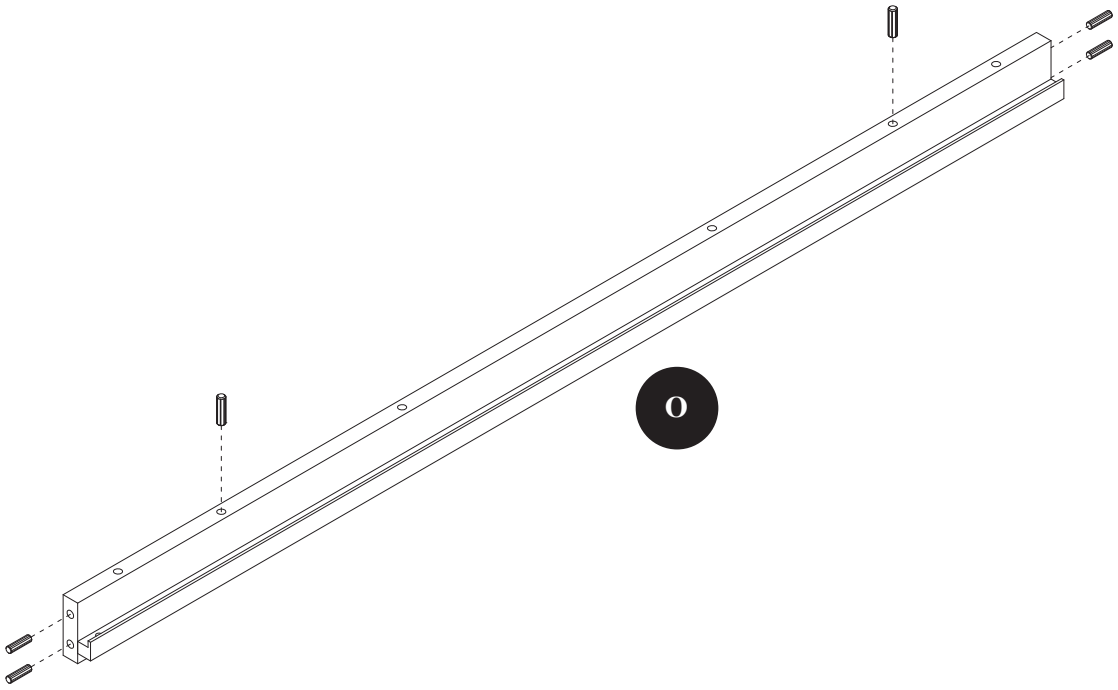

CC

[x6]

9

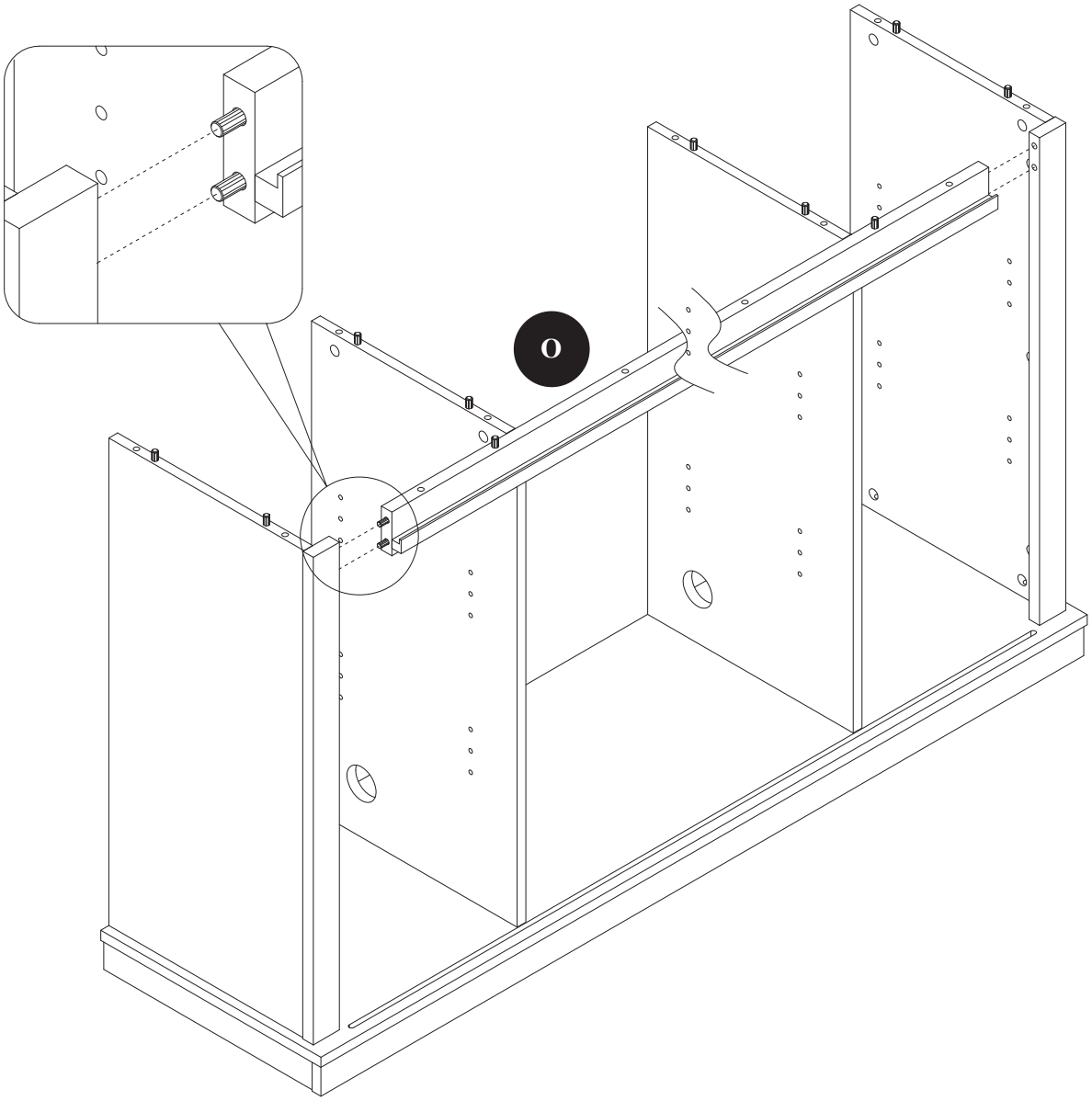

10

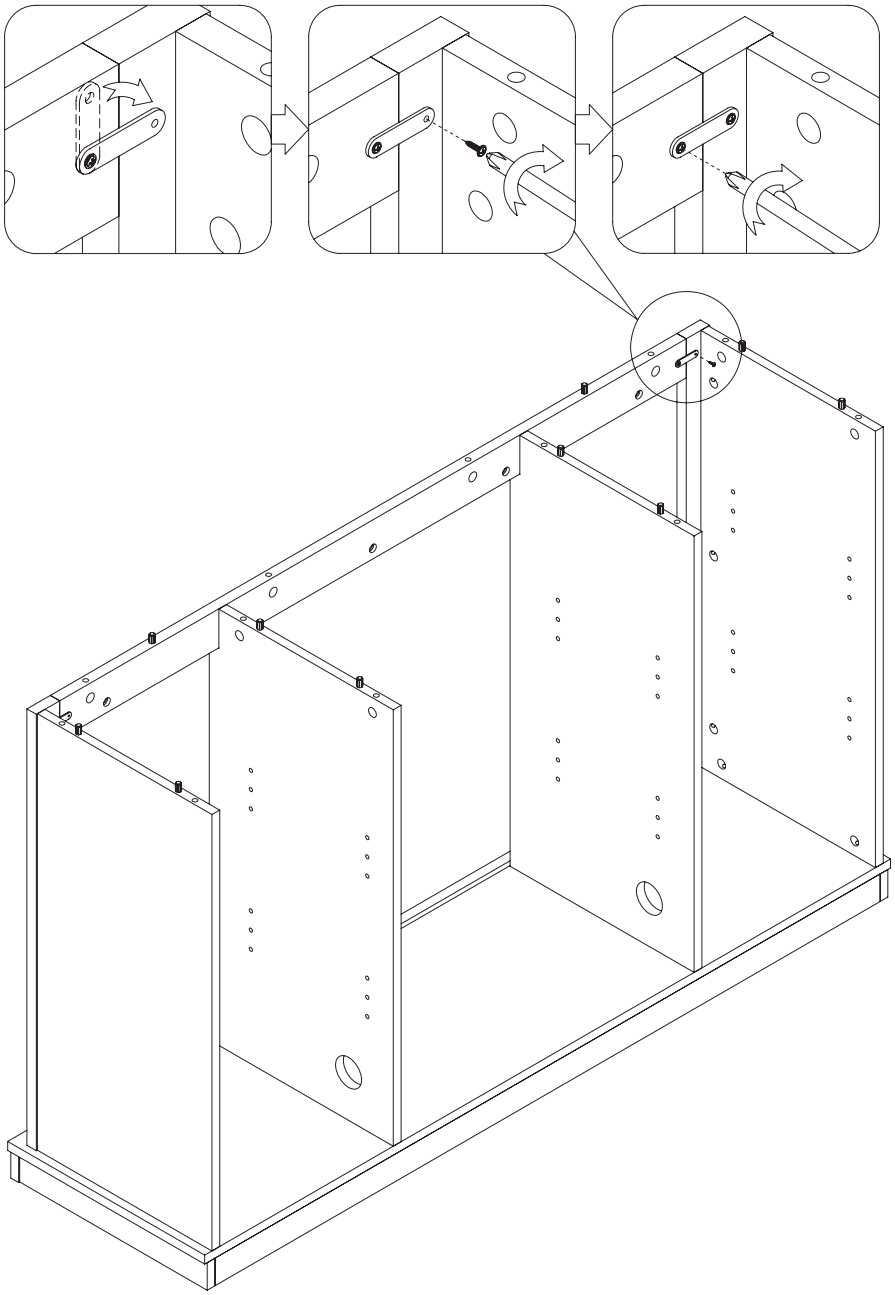

FF

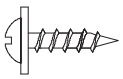

[x2]

11

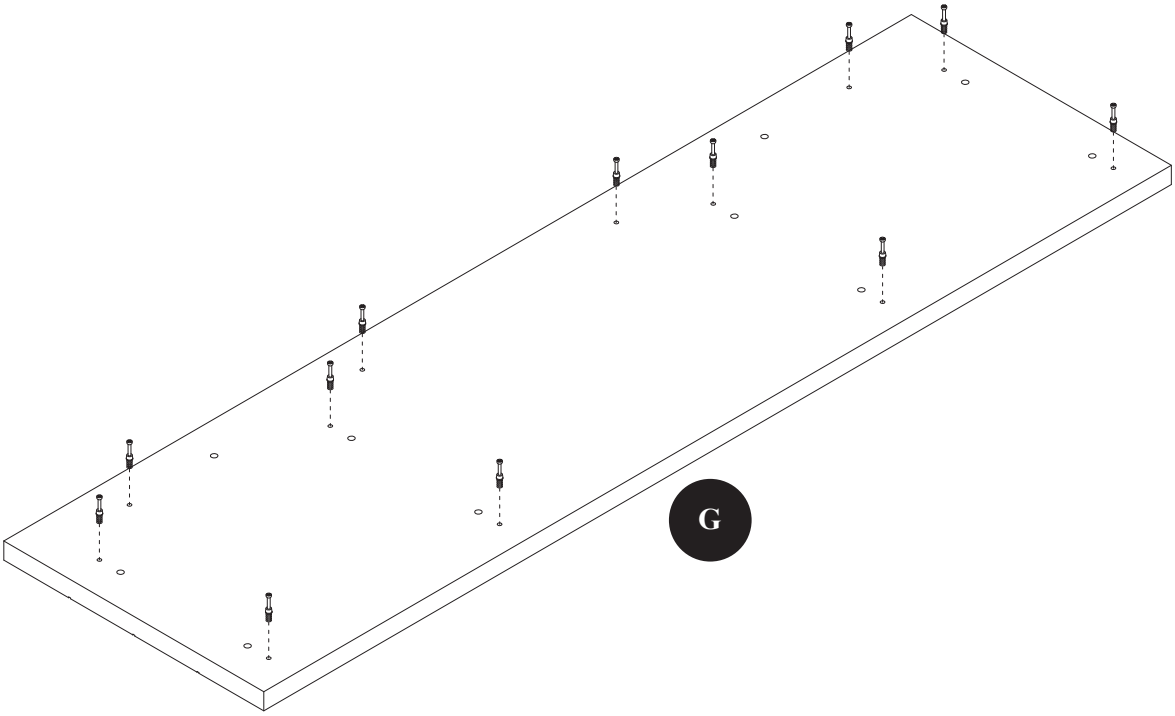

AA

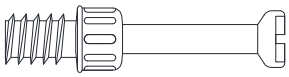

[x12]

12

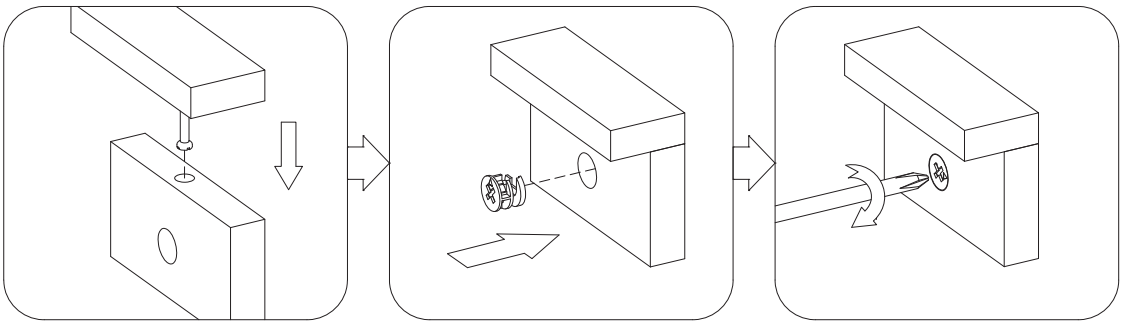

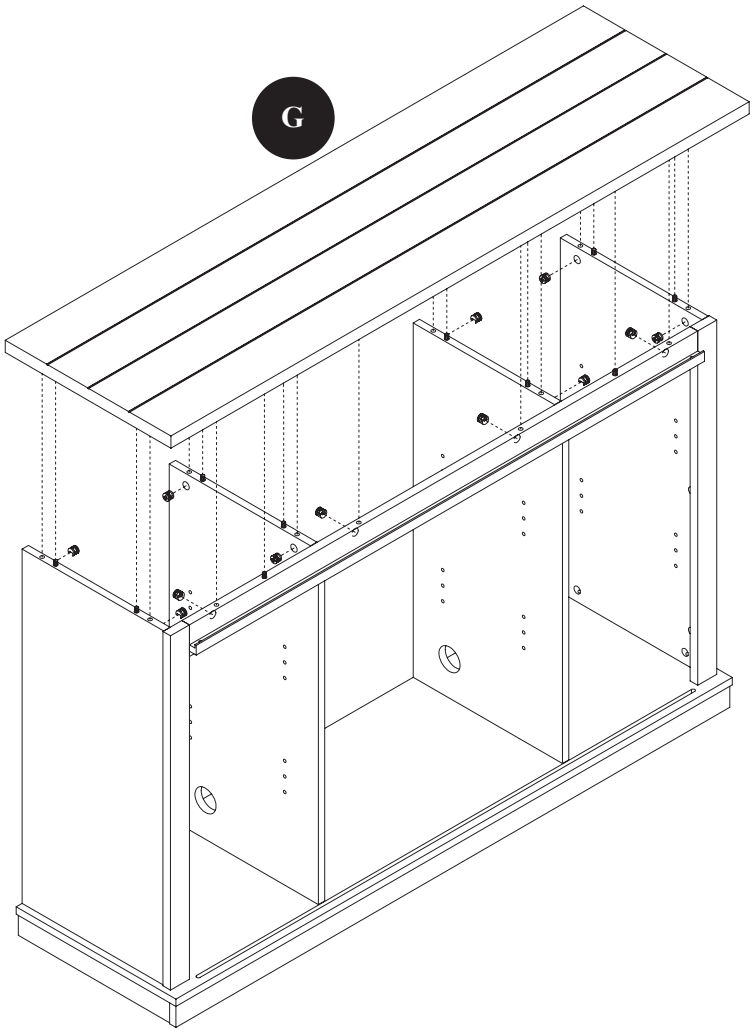

BB

[x12]

13

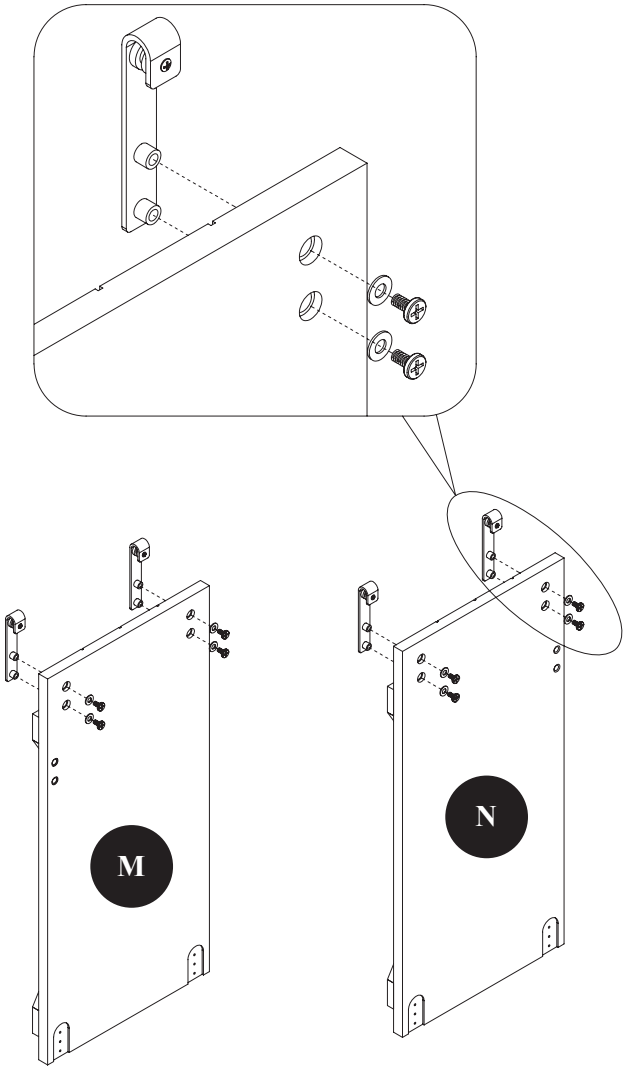

DD	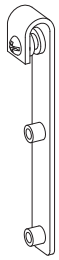	[x4]
EE	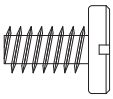	[x8]
HH	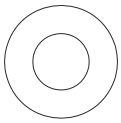	[x8]

14

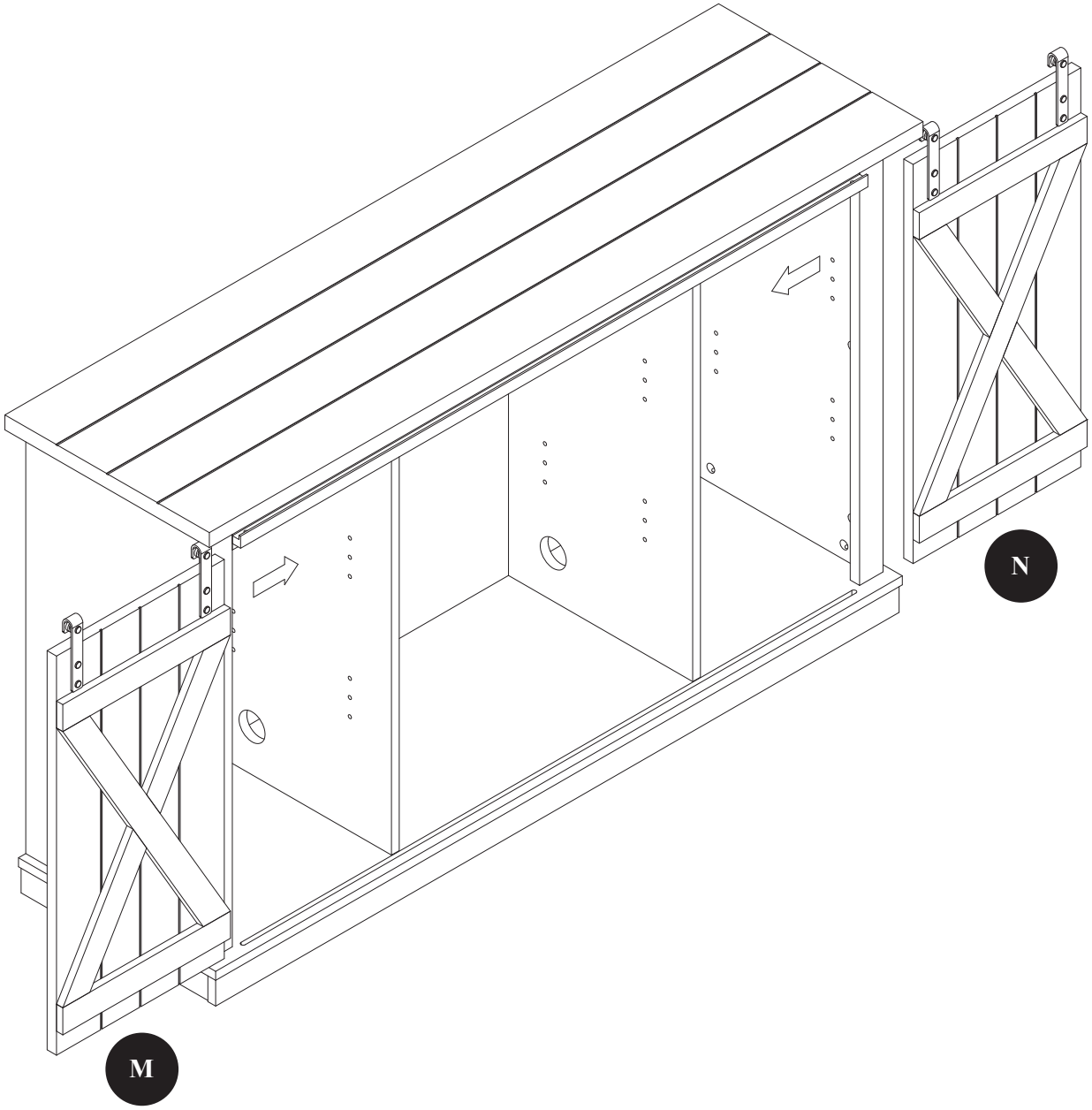

15

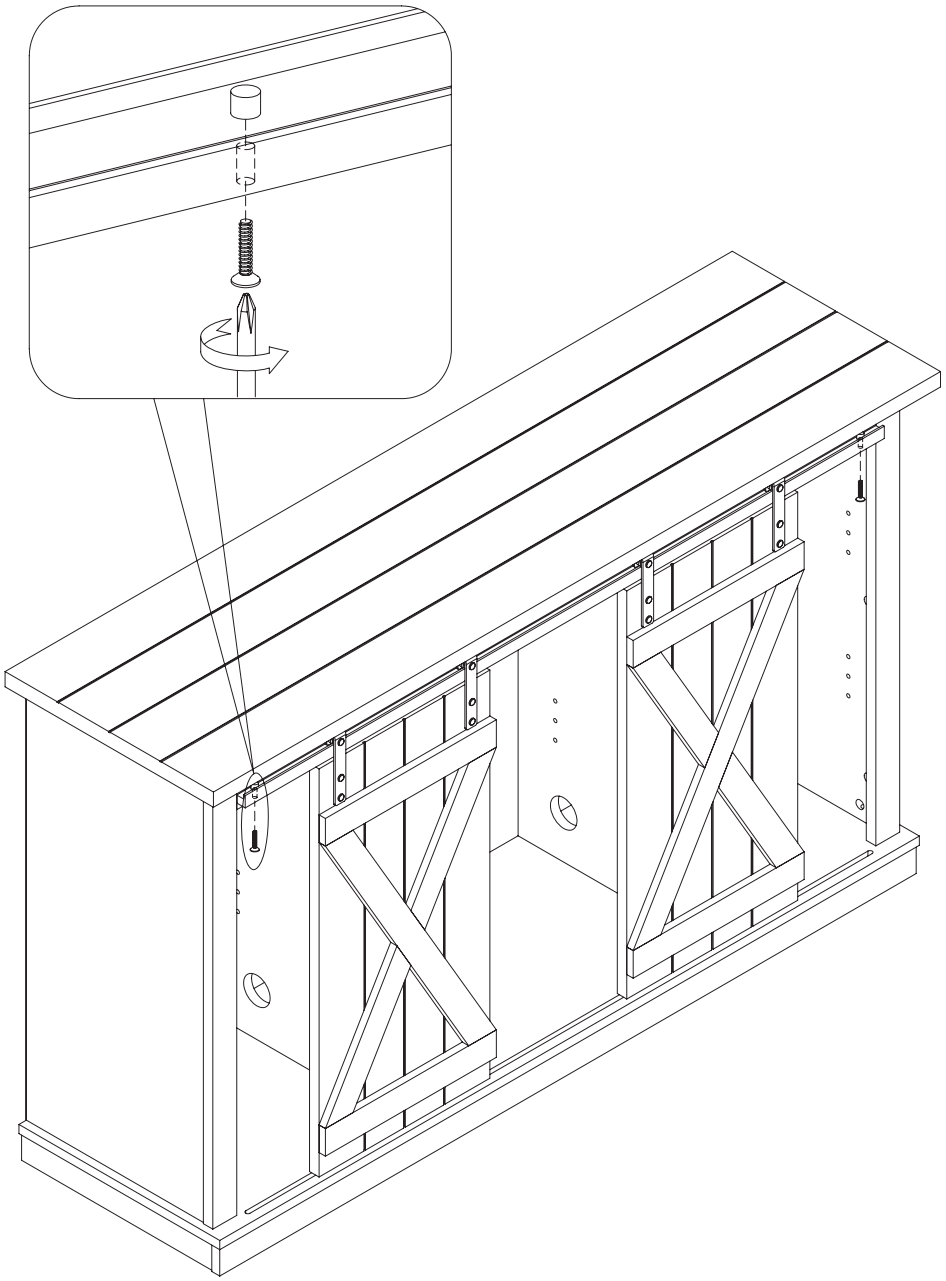

II		[x2]
JJ		[x2]

16

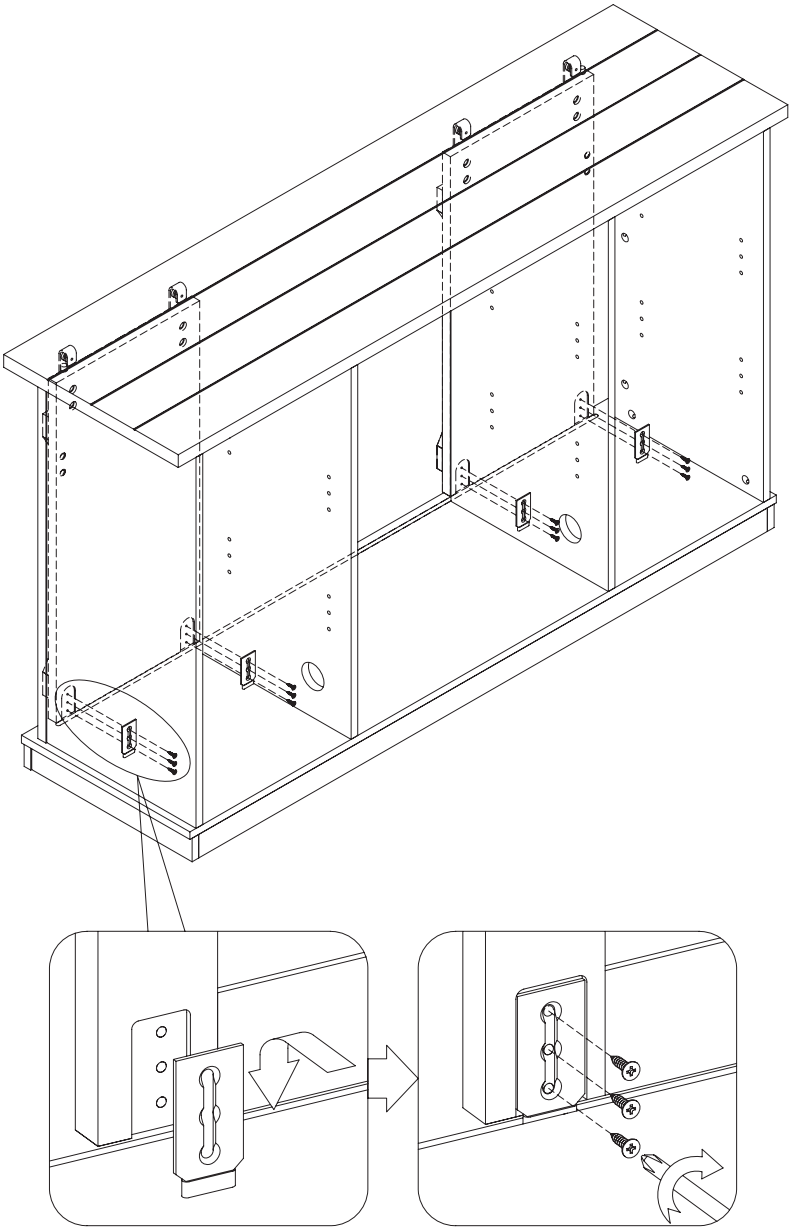

KK	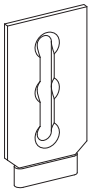	[x4]
LL	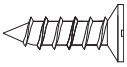	[x12]

17

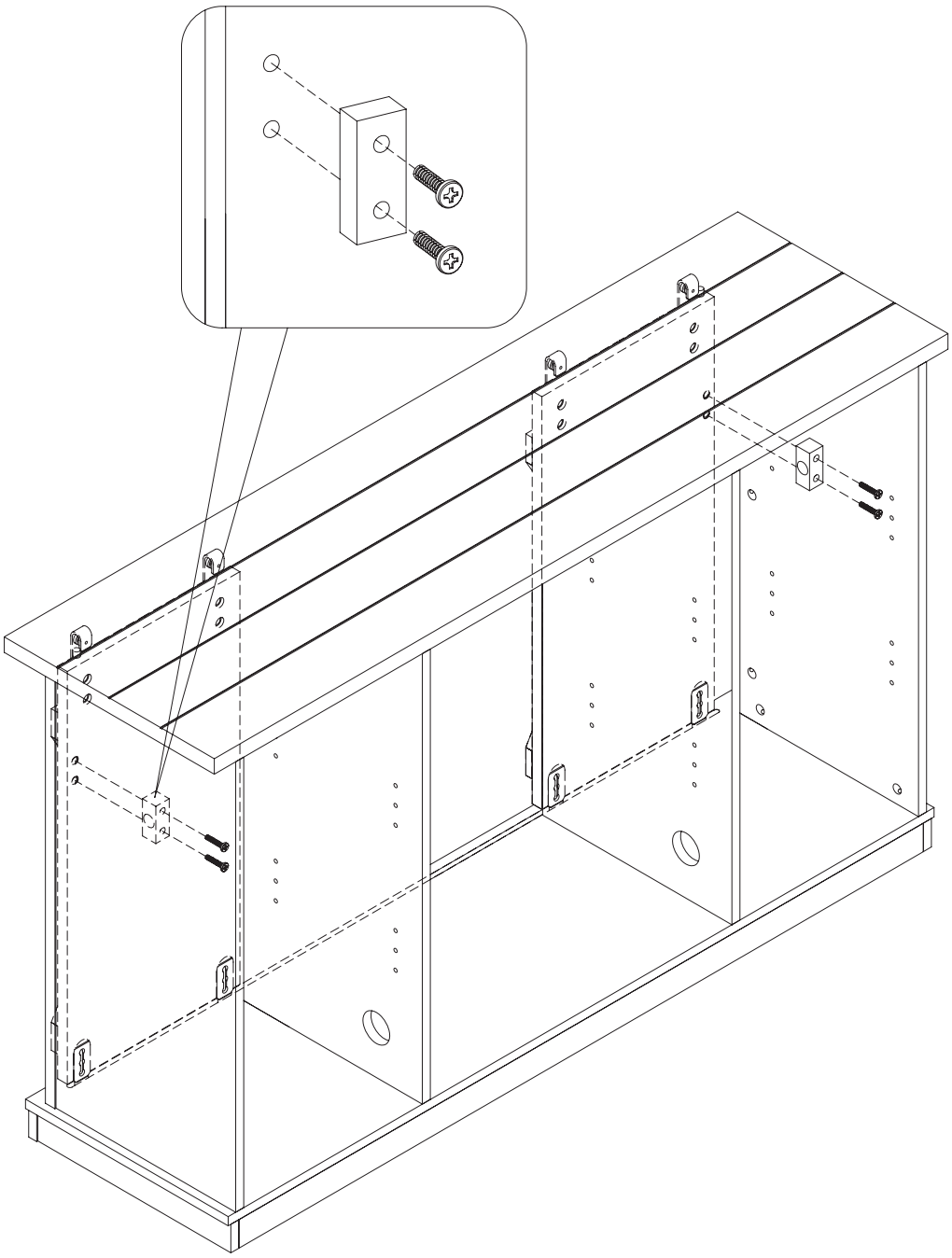

MM

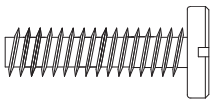

[x4]

18

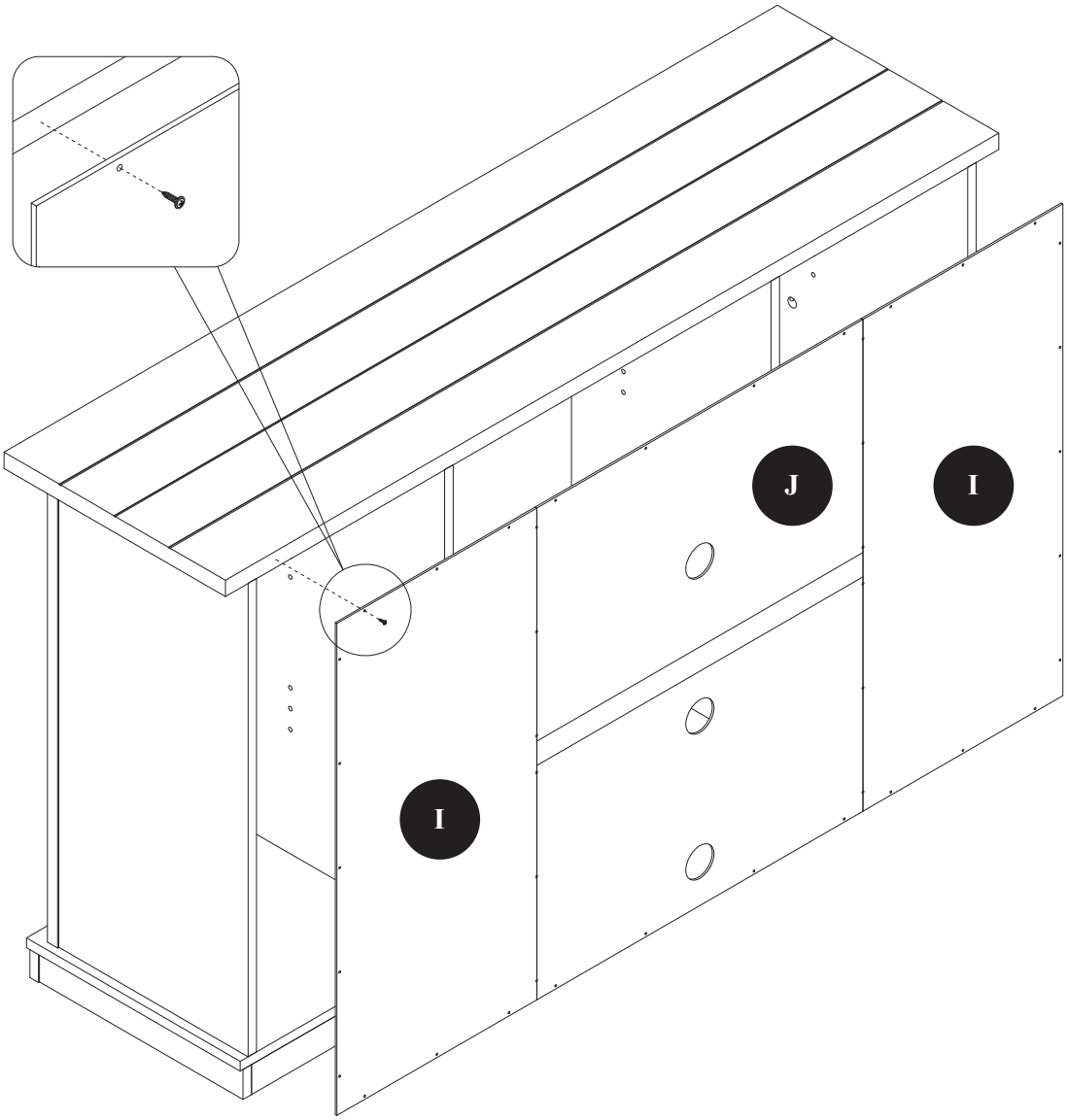

FF

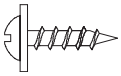

[x40]

19

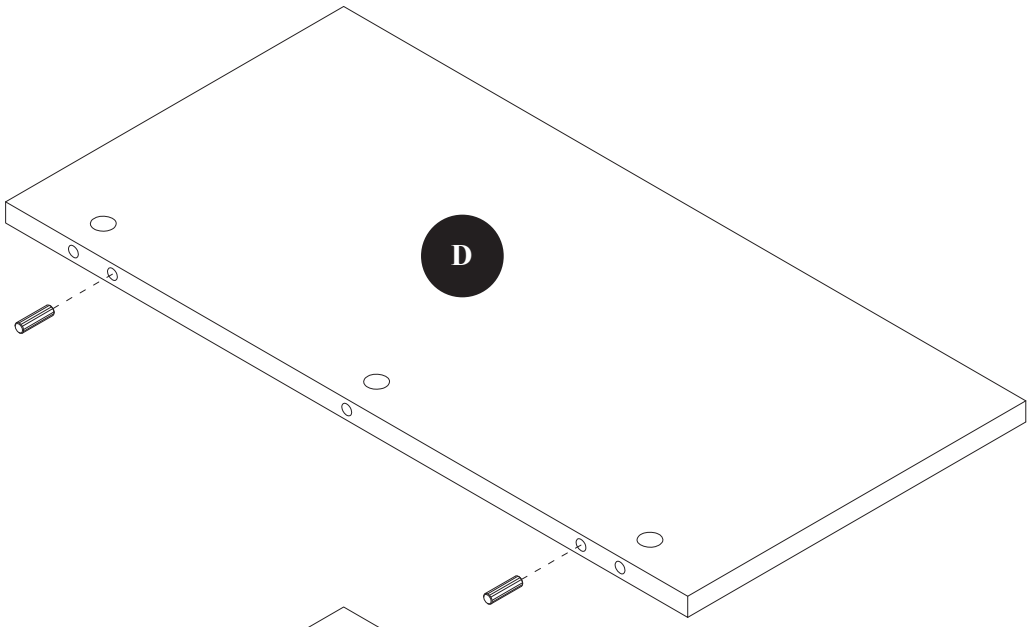

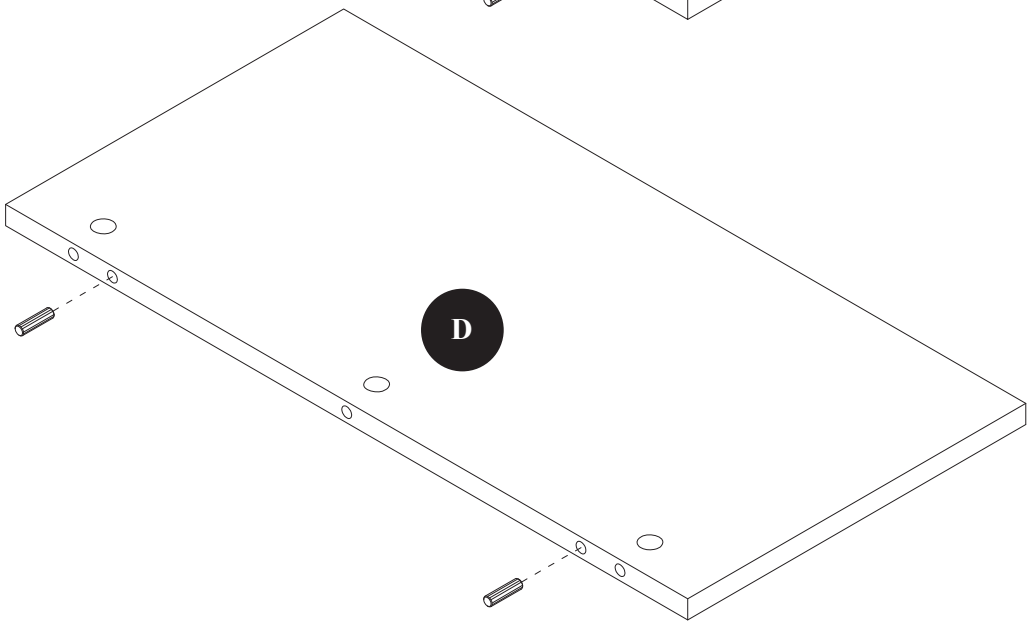

CC

[x4]

20

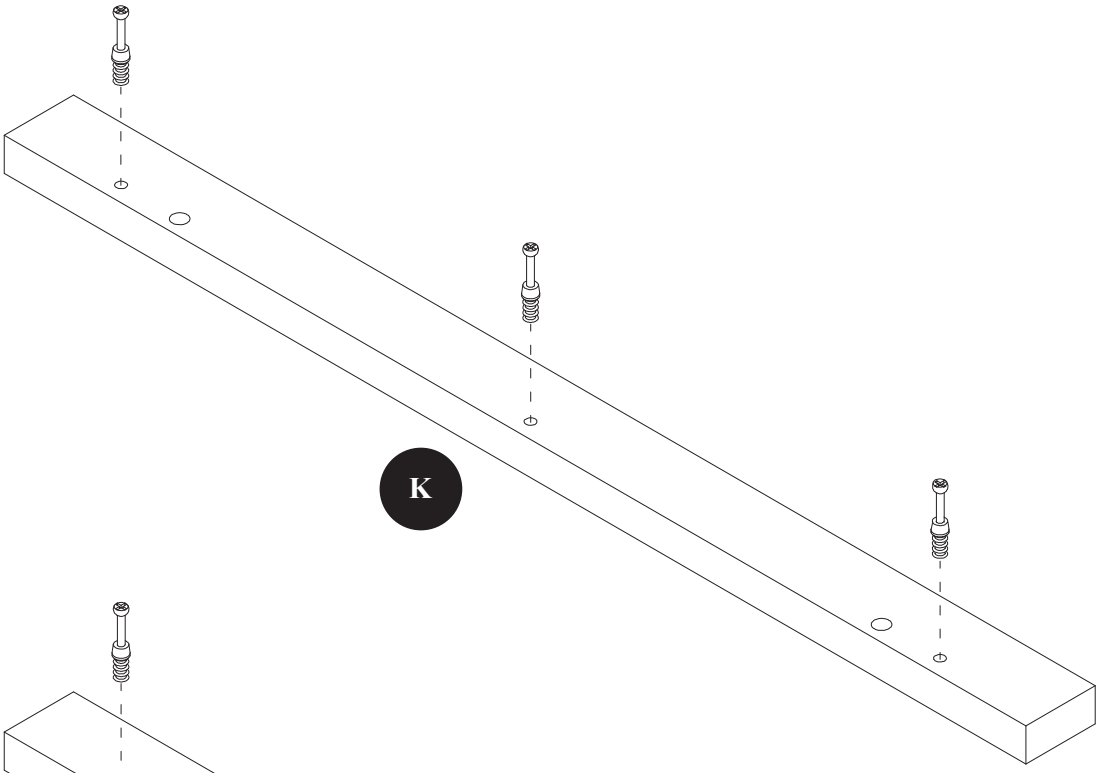

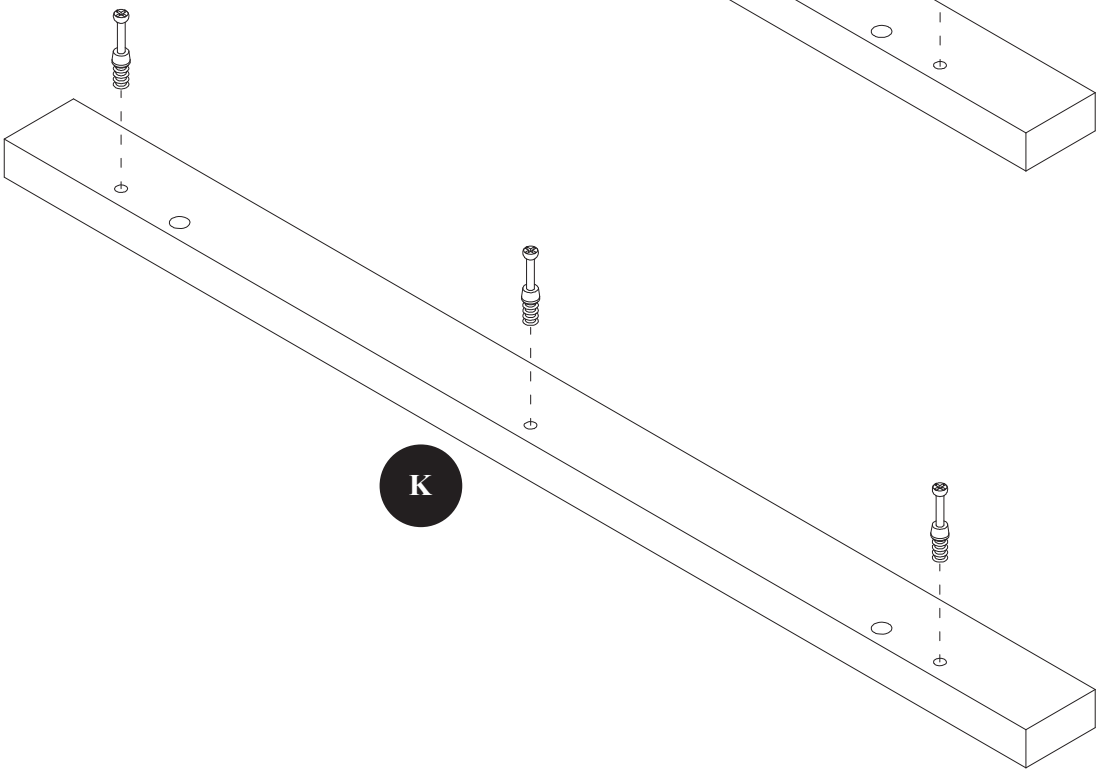

AA

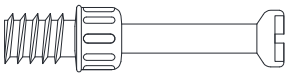

[x6]

21

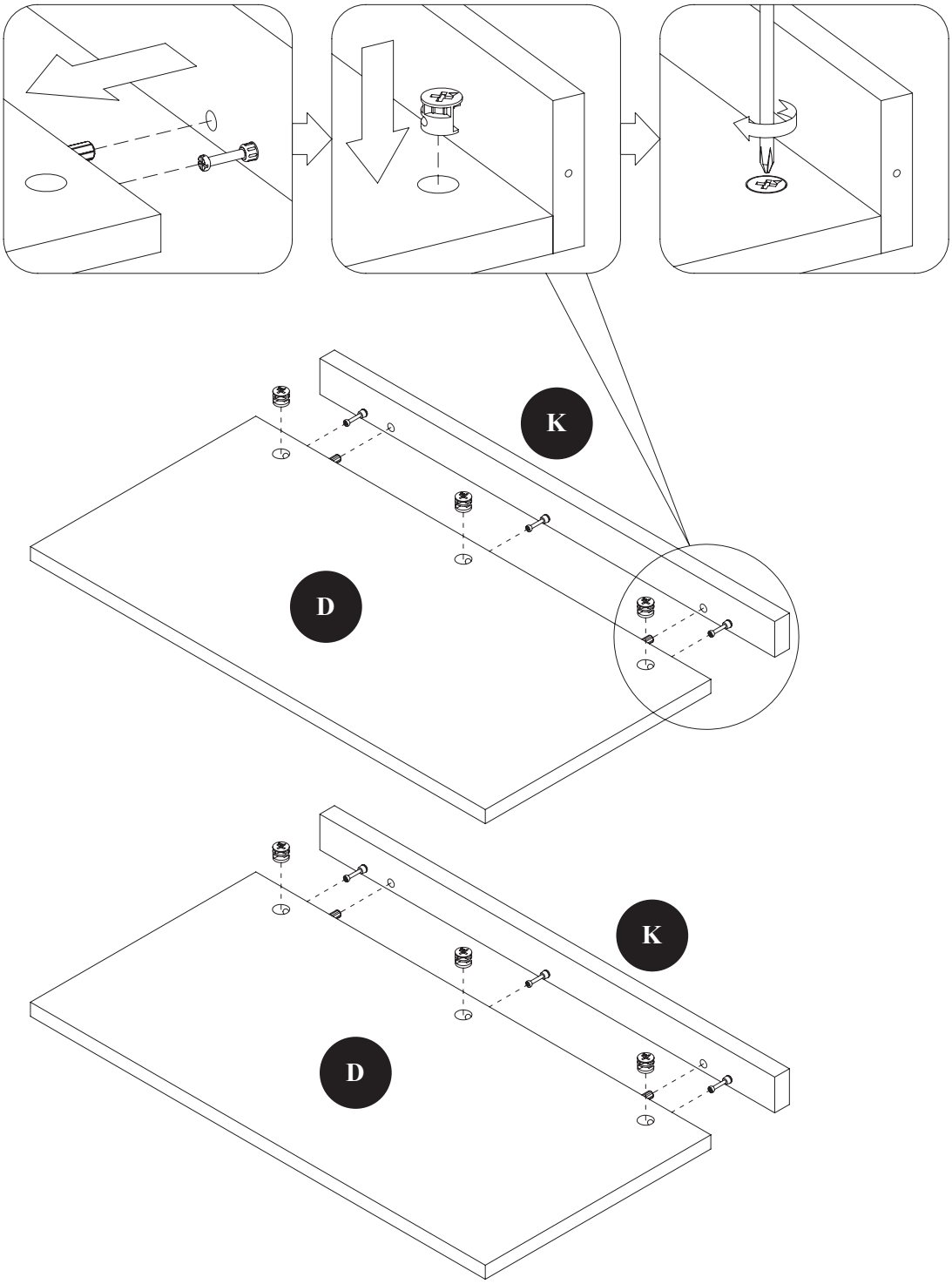

BB

[x6]

22

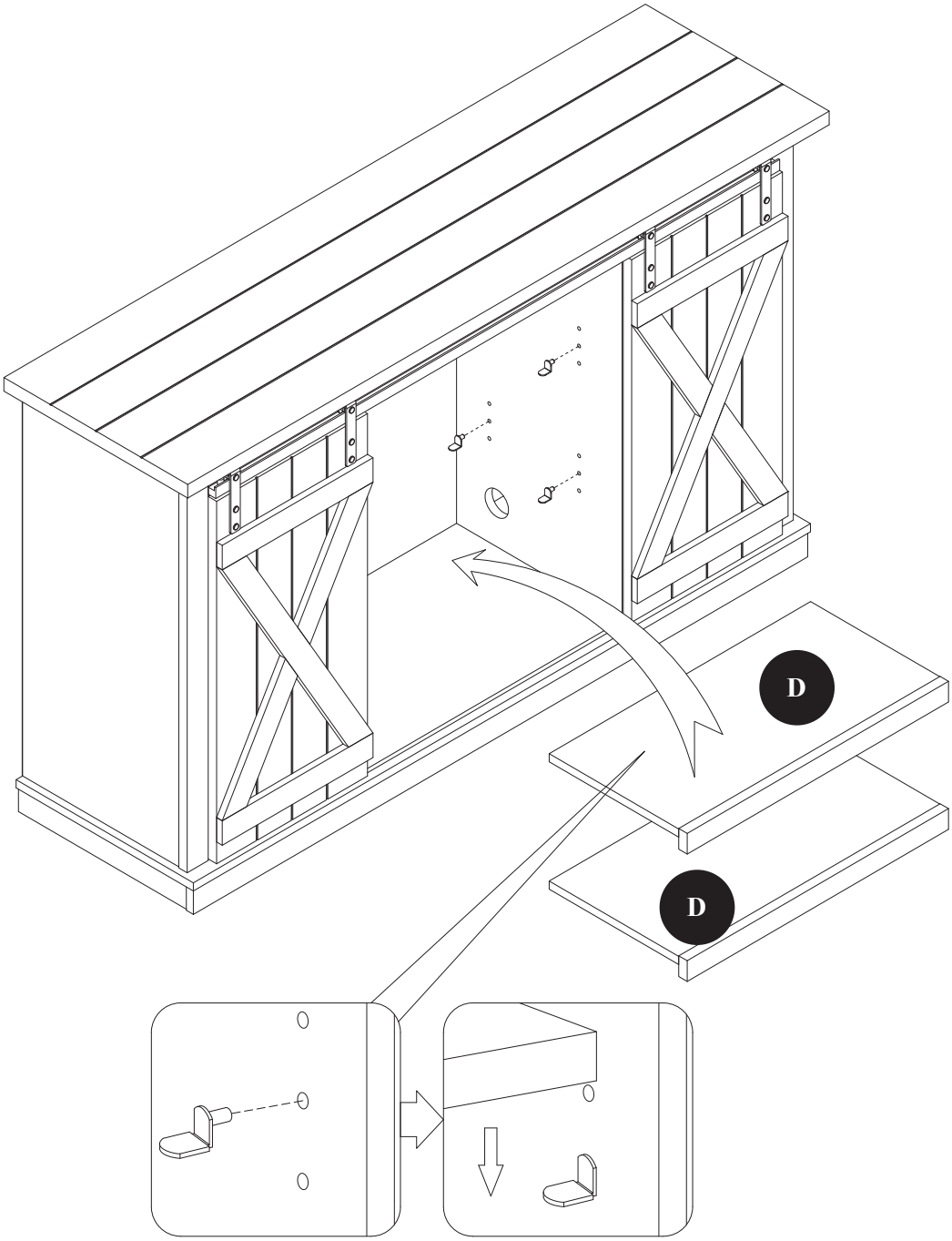

NN

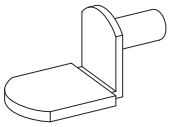

[x8]

23

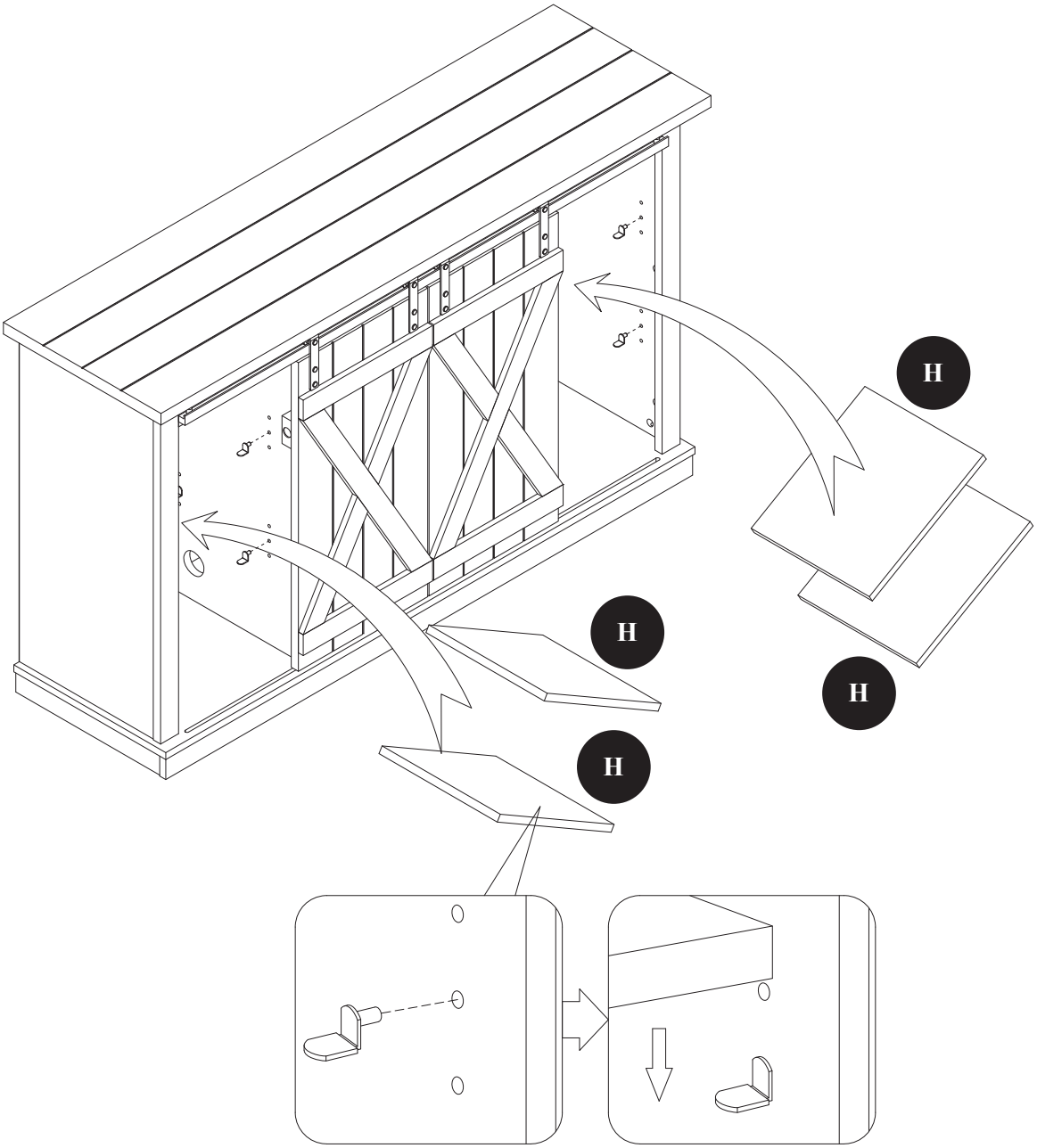

NN

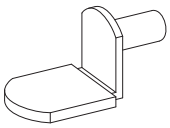

[x16]

24

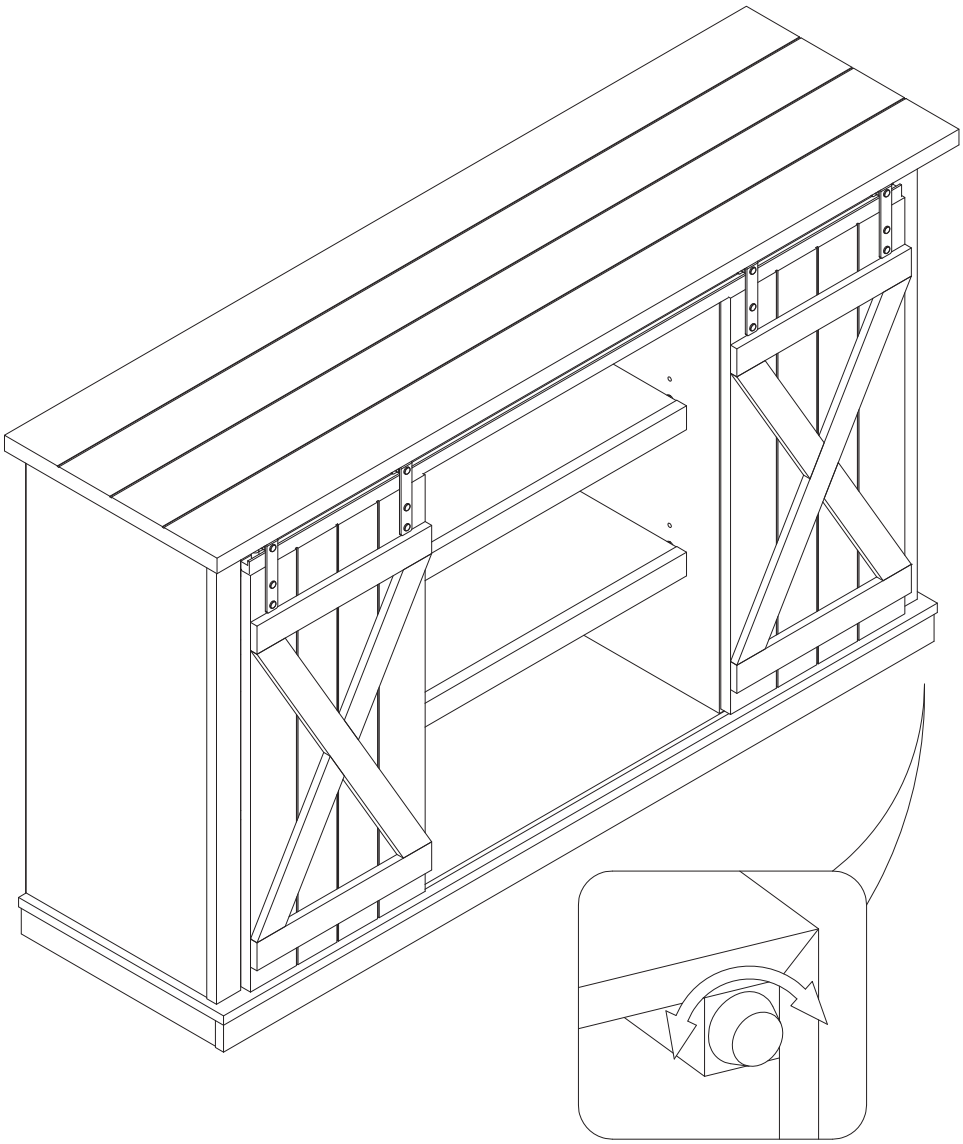

Note: It is very important that your unit is level in order for your doors to function properly. After moving your unit to its final location, you may need to adjust the floor levelers.

Remarque : Pour que les portes fonctionnent correctement, il est très important que l'appareil soit bien horizontal. Une fois que l'appareil sera arrivé sur son emplacement définitif, vous aurez peut-être besoin d'ajuster les réglages des pieds.

Nota: Para las puertas funcionan correctamente, es muy importante que la unidad esté nivelada. Una vez que la unidad llegue a su ubicación final, es posible que necesite ajustar la configuración de los pies.

25

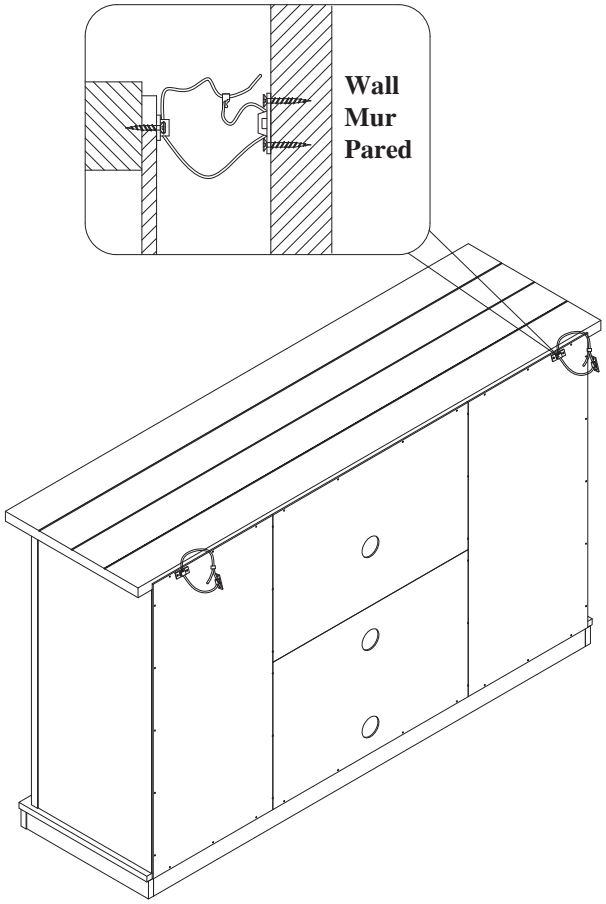

WARNING: You must install the tipping r estraint hardwar e to help pr event any accidents or damage to the unit.

We strongly recommend mounting this hardware to a wall stud and your unit.

AVERTISSEMENT: Il est nécessair e d'installer les pièces d'arrimage anti basculement pour prévenir les accidents ou les dommages à l'unité.

Il est fortement recommandé de f xer ces pièces sur un poteau mural et sur le meuble.

ADVERTENCIA: Debe instalar el Herraje contra Caídas para evitar accidentes o que se dañe la unidad.

Recomendamos montar estos herrajes a un taco de pared y a la Unidad.

OO

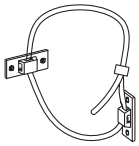

[x2]

CARE / MAINTENANCE

Care and Maintenance

- Use a soft, clean cloth that will not scratch the surface when dusting
- Use of furniture polish is not necessary. Should you choose to use polish, test f rst in an inconspicuous area.
- Using solvents of any kind on your furniture may damage the f nish.
- Never use water to clean your furniture as it may cause damage to the f nish.
- Always use coasters under beverage glasses and f owerpots.
- Liquid spills should be removed immediately, as it may damage the furniture. Use a soft, clean cloth and blot the spill gently. Avoid rubbing.
- Always use protective pads under hot dishes and plates. Heat can cause chemical changes that may create spotting within the furniture.

Further advice about wood furniture care

It is best to keep your furniture in a climate-controlled environment. Temperature and humidity changes can cause fading, warping, shrinking and splitting of wood. It is advised to keep furniture away from direct sunlight as sun may damage the f nish. Proper care and cleaning at home will extend the life of your purchase. Following these important and helpful tips will enhance your furniture as it ages.

A touch- up pen has been provided to repair any small nicks or scratches that may occur during assembly or shipping.
We hope you enjoy your purchase for many years. Thank you for your purchase!

SOIN / ENTRETIEN

Soin / Entretien

- Lors de l'époussetage, utilisez un chiffon doux et propre qui n'égratigne pas la surface.
- Il n'est pas nécessaire d'utiliser du poli à meuble. Si vous décidiez d'utiliser du poli à meuble, veuillez d'abord en faire l'essai dans un endroit moins en évidence.
- L'utilisation de solvant de quelque sorte sur votre ameublement peut endommager le f ni.
- Ne jamais utiliser d'eau pour nettoyer votre ameublement car cela peut endommager le f ni.
- Utilisez toujours des dessous de verre sous les verres/tasses des breuvages et sous les pots à f eur.
- Tout déversement de liquide doit être enlevé immédiatement car cela peut endommager l'ameublement. Utilisez un chiffon doux et propre et éponger délicatement le déversement. Évitez de frotter.
- Utilisez toujours des tampons protecteurs sous les plats et les assiettes chaudes. La chaleur peut causer des changements chimiques qui peuvent créer des taches sur l'ameublement.

Autres conseils sur l'entretien du bois

Il est préférable de conserver votre ameublement dans un environnement dont le climat est contrôlé. Les changements de température et d'humidité peuvent causer une décoloration, un gauchissement, un rétrécissement et un fendillement du bois. Il est conseillé de garder l'ameublement éloigné des rayons directs du soleil puisque le soleil peut endommager son f ni. Un nettoyage et un entretien approprié à domicile permettra d'allonger la durée de vie de votre achat. De suivre ces conseils importants et pratiques aidera votre ameublement à vieillir en beauté.

Un crayon à retouches est fourni pour réparer toute égratignure qui pourrait se produire lors de l'assemblage ou du transport. Nous vous souhaitons des années de plaisir avec l'utilisation de votre achat. Nous vous remercions pour votre achat!

CUIDADO / MANTENIMIENTO

Cuidado / Mantenimiento

- Use un paño suave y limpio que no raye la superf cie cuando elimine el polvo.
- El uso de cera para muebles no es necesario. Si elige utilizar la cera, realice primero una prueba en un área discreta.
- Usar solventes de cualquier clase en sus muebles puede dañar el acabado.
- Nunca utilice agua para limpiar sus muebles, ya que puede causar daños en el acabado.
- Siempre utilice posavasos para colocar los vasos de bebidas y las macetas.
- Los derrames de líquidos se deben de secar inmediatamente, ya que pueden dañar el mueble. Use un paño suave y limpio y seque el derrame con cuidado. Evite frotar.
- Siempre utilice almohadillas protectoras debajo de los platos y vajillas calientes. El calor puede causar cambios químicos los cuales pueden crear manchas en los muebles.

Más consejos sobre el cuidado de los muebles de madera

Es mejor mantener sus muebles en un entorno climatizado. Los cambios en la temperatura y la humedad pueden desteñir, alabear, encoger y fragmentar la madera. Se recomienda mantener los muebles lejos de la luz directa del sol, pues el sol puede dañar el acabado. La limpieza y el cuidado adecuados en el hogar extenderán la vida útil de su compra. Al seguir estos consejos importantes y útiles mejorará sus muebles a medida que pasa el tiempo.

Se ha proporcionado un marcador corrector para reparar cualquier raya o rasguño pequeño que se pueda producir durante el montaje o el envío. Esperamos que disfrute su compra durante muchos años. ¡Gracias por su compra!

REPLACEMENT PARTS TC54-6127
PIECES DE REMPLACEMENT TC54-6127
PARTES DE REPUESTO TC54-6127

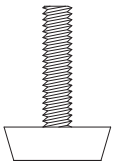

PP PH-LVRBLK001

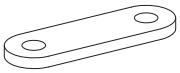

QQ PH-PLTBLK001

NOTES
REMARQUES
NOTAS

www.tsicustomerservice.com

1-888-235-7646

TWIN-STAR® INTERNATIONAL HOME FURNISHINGS

Twin-Star International, Inc. Delray Beach, FL 33445
Made in China • Fabriqué en Chine • Hencho in China