

Model# LRG3001U

Thor Kitchen 30-inch Professional Gas Range



DIMENSION & WEIGHT

Product Dimension

Product width	30"
Product height (from bottom to top of back splash)	36.29"-37.29"
Product height (from bottom to top of side panel)	35.6"-36.6"
Product depth (from back panel to bullnose)	28.31"
Product depth (from back panel to control board)	27.04"
Product depth (from back panel to side panel front)	24.77"
Depth of control panel (minimum)	2.27"
Depth of control panel (bullnose)	3.54"
Adjustable legs	not to exceed 1"

Required Cutout Size (W x D x H) (in) 30 1/8" x 24.77" x 35.6(+1)"

FEATURES

Black Porcelain Drip Pan for Easy Surface Cleaning
Heavy Duty Continuous Cast Iron Cooking Grates
Black ABS Knobs
6.0 cu.ft. Oven Capacity
Gray Porcelain Oven Interior with White Flakes
One Halogen Lights
Commercial Convection Fan
Three Layers Glass Window
Storage Drawer at Bottom

4K	9K	6K
18K		8K

BURNER PERFORMANCE

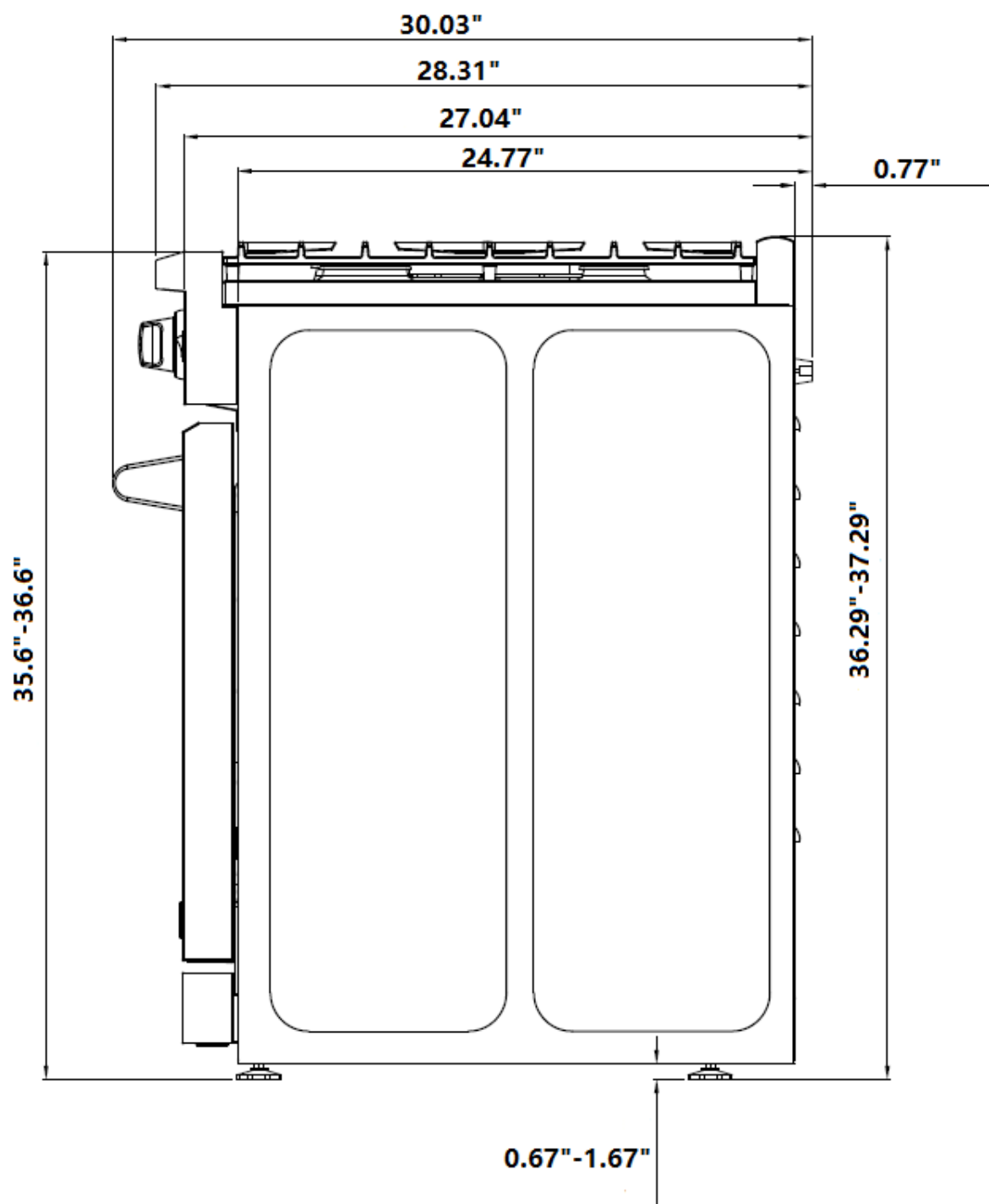
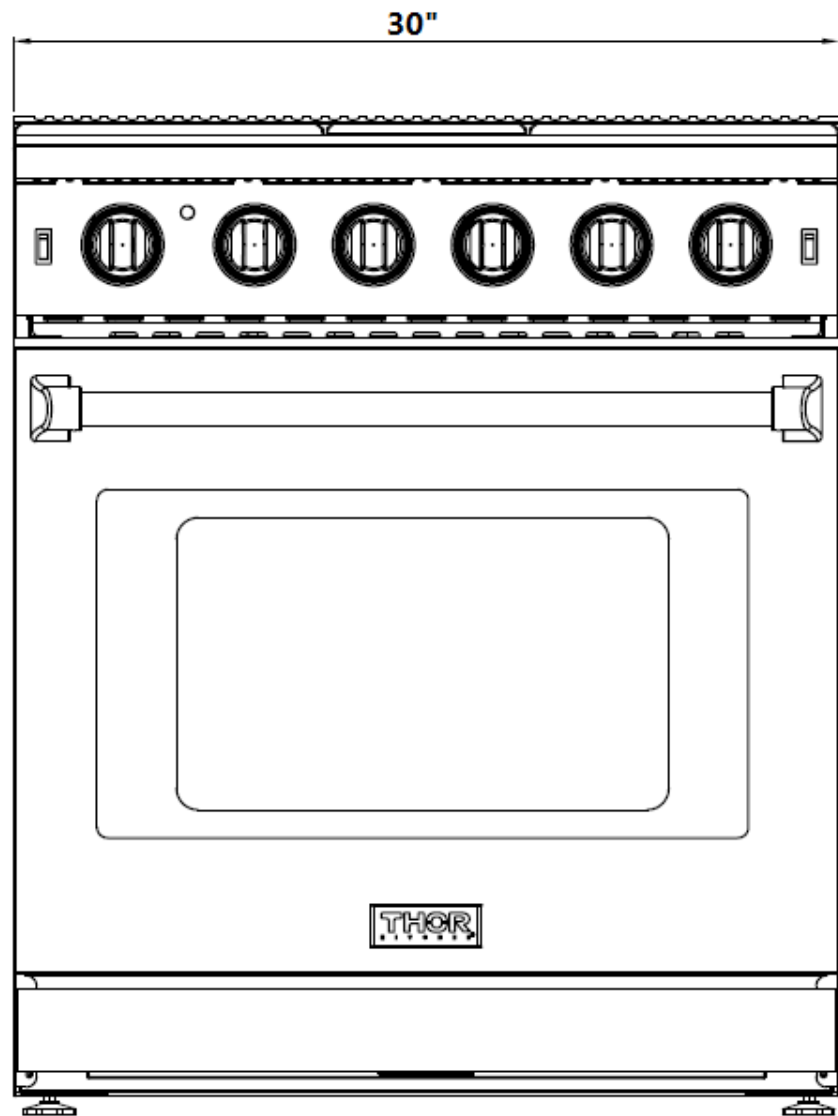
Total Number of Range Top Burners	5 Burners
Front Right (Single)	8,000 BTU
Front Left (Single)	18,000 BTU
Middle (Oval)	9,000 BTU
Rear Right (Single)	6,000 BTU
Rear Left (Single)	4,000 BTU
Tube Broil burner	10,000 BTU
U-shape burner (30" Oven)	18,500 BTU

TECHNICAL DETAILS

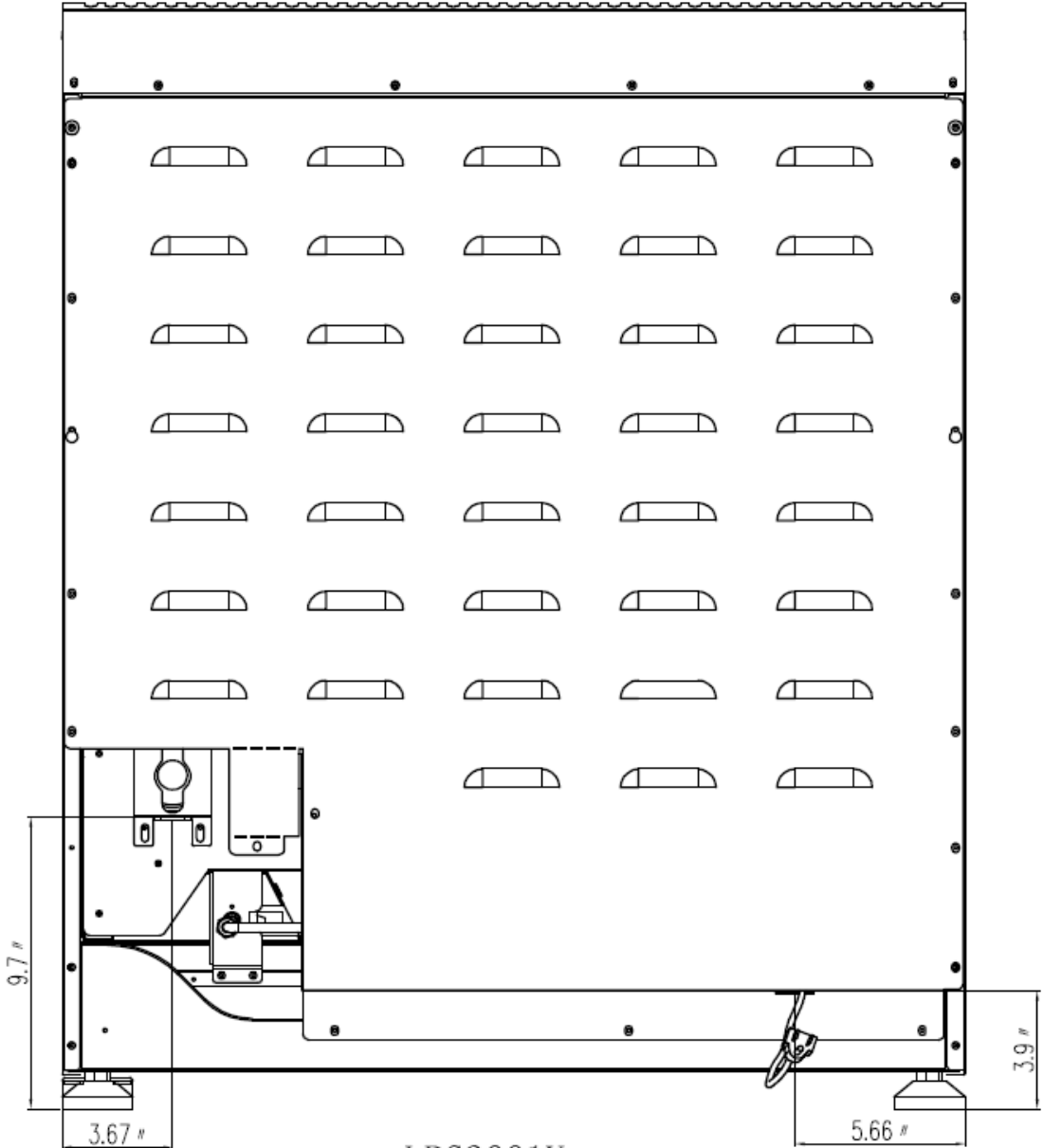
Fuel Type	Natural Gas / LP Convertible
Electrical Requirements	120V
Circuit Breaker (A)	15 or 20 A
Frequency (Hz)	60 Hz

ACCESSORIES (NOT INCLUDED)

LPKLRG3001U	Liquid Propane Gas Conversion Kit
RG1022	Cast Iron Reversible Griddle



**NG: Input Pressure: 7 inches,
Output Pressure: 5 inches
LP: Input Pressure: 11 inches
Output Pressure: 10 inches
Size of Regulator: ½ inch**



LRG3001U