




OWNER'S MANUAL



TRINITY 40'' PET CRATE ACCENT TABLE Model # TSKLBR-3401 / TSKLNA-3401



Important / Important / Importante

FOR QUICK & EASY 3D ASSEMBLY INSTRUCTIONS

POUR DES DIRECTIVES D'ASSEMBLAGE 3D RAPIDES ET FACILES

PARA INSTRUCCIONES DE ENSAMBLAJE RÁPIDAS Y SENCILLAS EN 3D

BILT.[®]

Intelligent Instructions
Directives intelligentes
Instrucciones Inteligentes



DOWNLOAD THE FREE APP | TÉLÉCHARGER L'APPLICATION GRATUITE | DESCARGUE LA APLICACIÓN GRATUITA

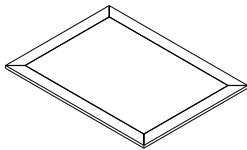
PARTS LIST

Your TRINITY 40" Pet Crate Accent Table should include the following parts. Please inspect box contents to ensure you have received all components.

If you are missing any parts, need assistance with assembly or have questions, please contact TRINITY Customer Service: 800.985.5506 or customerservice@trinityii.com. Parts can also be requested online via "Contact Us" section at www.trinityii.com.

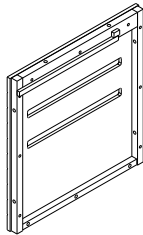
For assembly you will need two people and a Phillips screwdriver. A drill with Phillips bit is recommended.

A



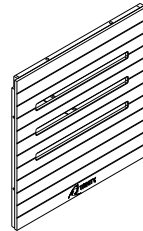
WOOD TOP (1)

B



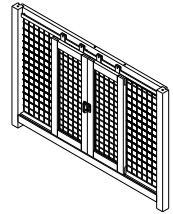
**LEFT
SIDE FRAME (1)**
w/o TRINITY logo

C



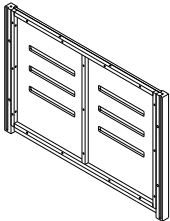
**RIGHT
SIDE FRAME (1)**
w/ TRINITY logo

D



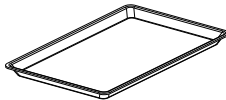
FRONT FRAME (1)

E



BACK FRAME (1)

F



TRAY (1)

G



DOWEL (4)

H



**SHORT SCREW
(14) + (1) extra**

I



**LONG SCREW
(1)**

J



**WASHER
(15) + (1) extra**

Note: To protect product from any scratches or possible damage, please make sure all wood parts are laid on a clean and soft cloth lined surface during assembly process.

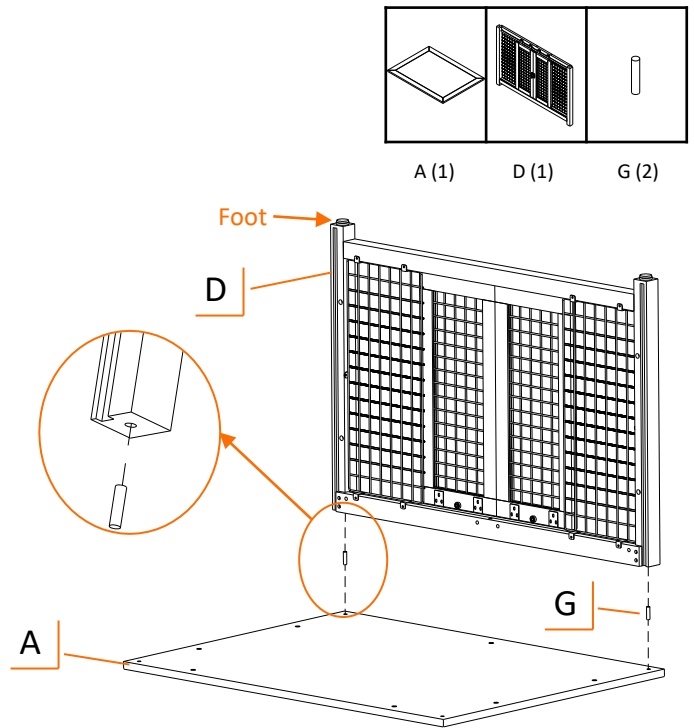
ASSEMBLY INSTRUCTIONS

STEP 1

Lay WOOD TOP (A) on a clean surface with holes facing up.

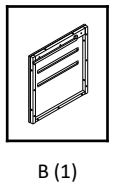
With two people, orient FRONT FRAME (D) with foot facing up and door latch facing outward.

Insert DOWELS (G) into holes on FRONT FRAME (D). Connect FRONT FRAME (D) with WOOD TOP (A) via DOWELS (G) as shown.

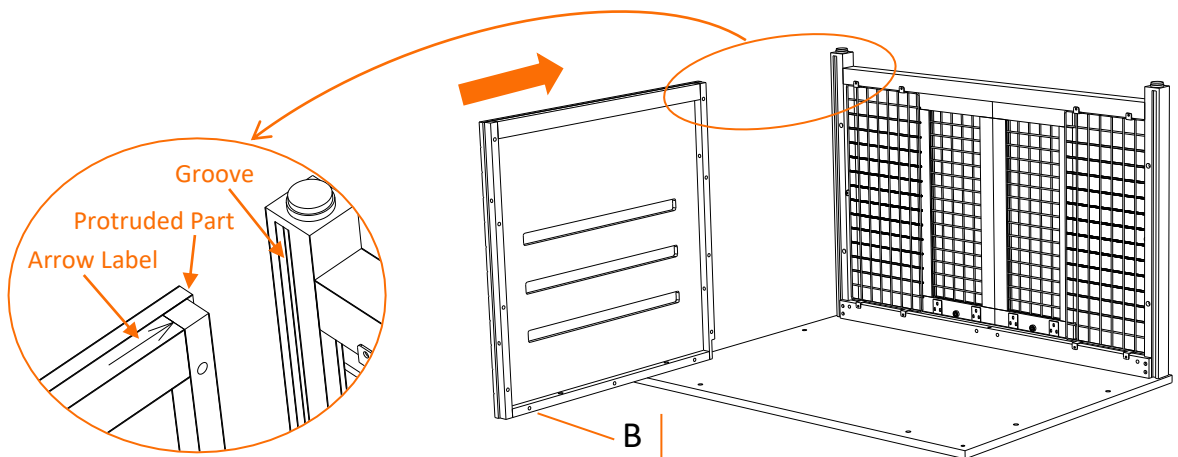


STEP 2

With two people, orient LEFT SIDE FRAME (B) with arrow label pointing toward FRONT FRAME (D). Connect LEFT SIDE FRAME (B) with FRONT FRAME (D) by inserting protruded part of LEFT SIDE FRAME (B) into groove on FRONT FRAME (D).



Note: LEFT SIDE FRAME (B) has no TRINITY logo on it.

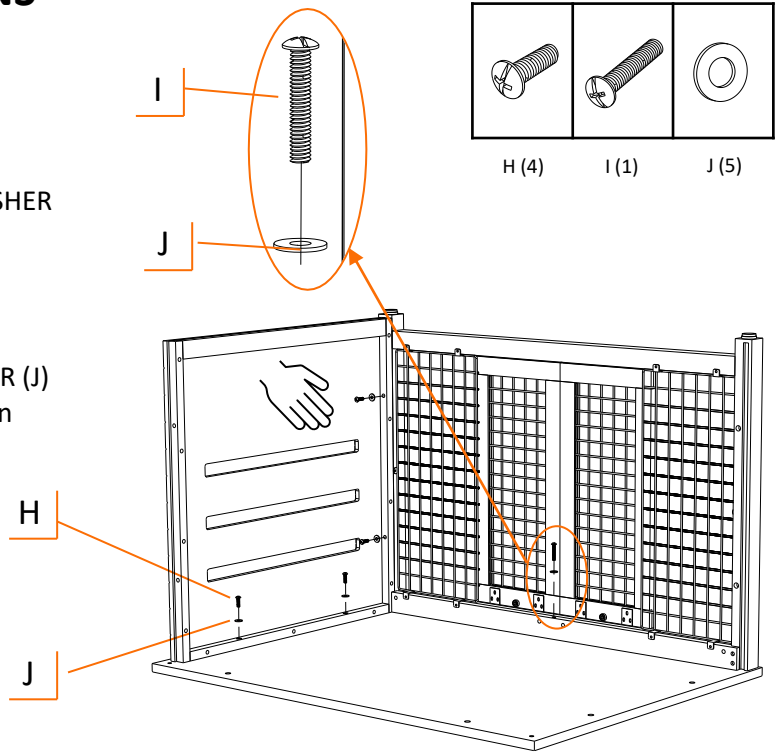


ASSEMBLY INSTRUCTIONS

STEP 3

Insert SHORT SCREWS (H) through WASHER (J) and LEFT SIDE FRAME (B) and hand tighten into WOOD TOP (A) and FRONT FRAME (D) .

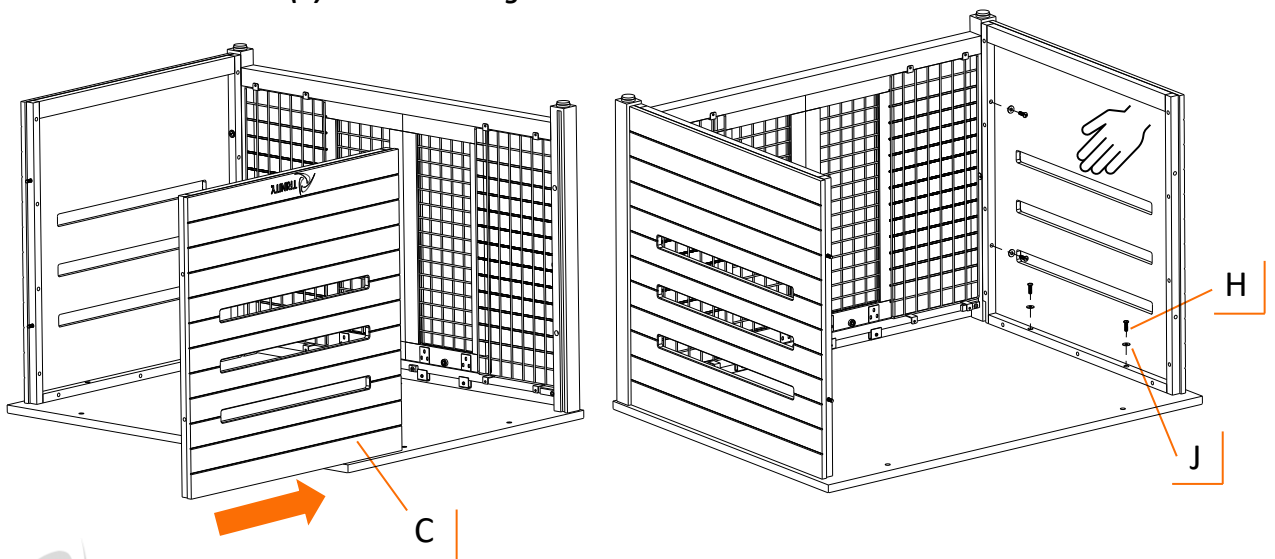
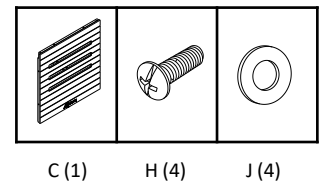
Insert LONG SCREW (I) through WASHER (J) and FRONT FRAME (D) and hand tighten onto WOOD TOP (A).



STEP 4

With two people, repeat STEP 2 and STEP 3 for RIGHT SIDE FRAME (C).

Note: RIGHT SIDE FRAME (C) has TRINITY logo on it.



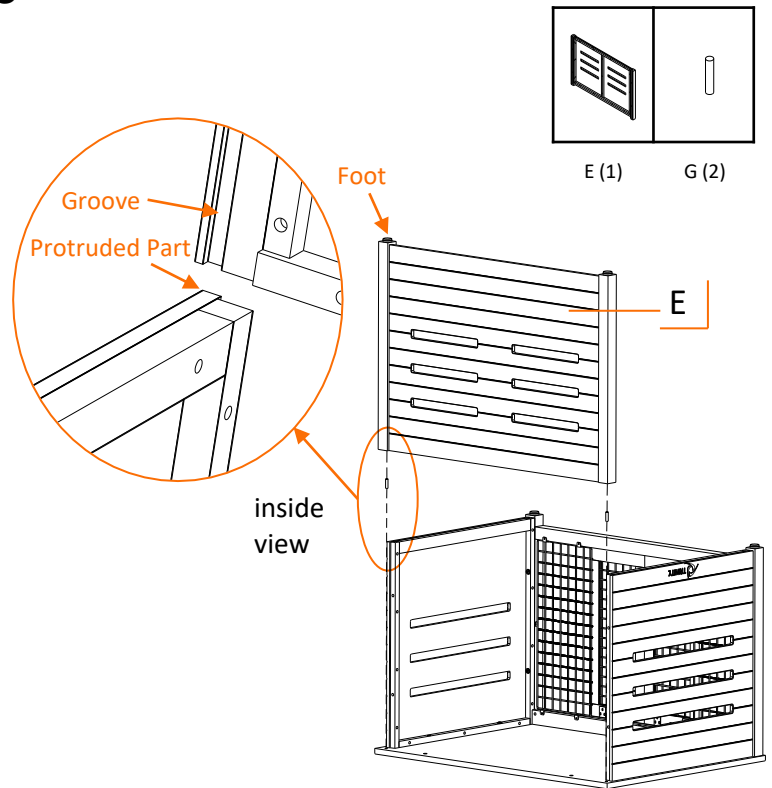
ASSEMBLY INSTRUCTIONS

STEP 5

With two people, orient BACK FRAME (E) with foot facing up and groove on BACK FRAME (E) facing inward.

Insert DOWELS (G) into holes on BACK FRAME (E). Connect BACK FRAME (E) with WOOD TOP (A) via DOWELS (G) as shown.

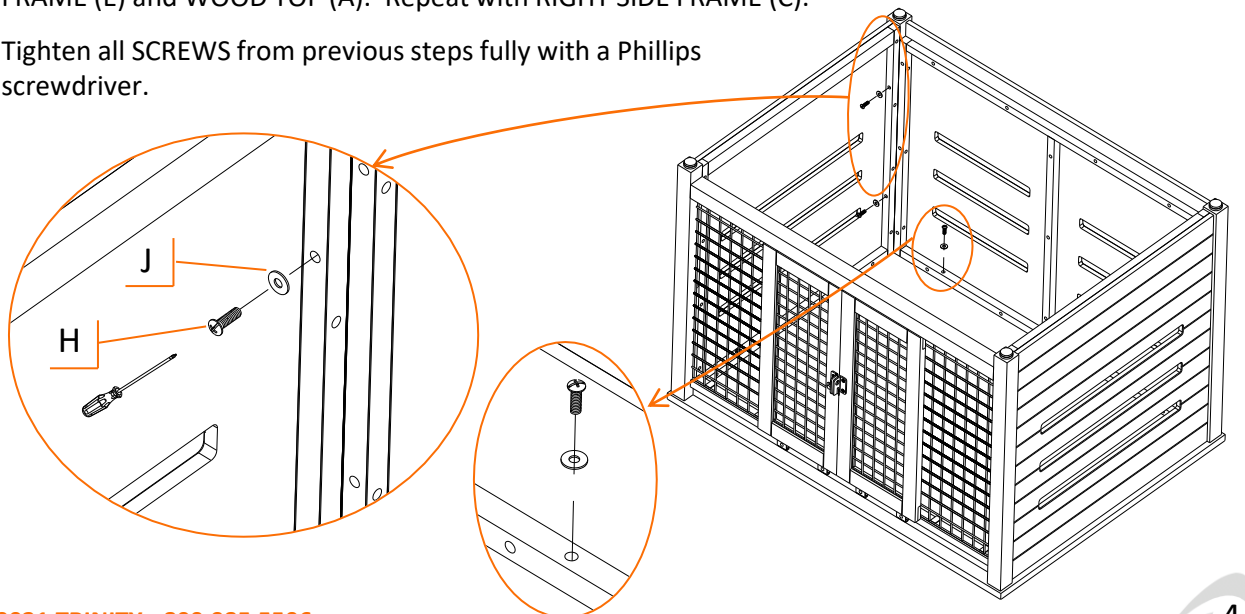
Make sure protruded parts of LEFT SIDE FRAME (B) and RIGHT SIDE FRAME (C) are inserted into grooves on BACK FRAME (E).



STEP 6

Insert SHORT SCREWS (H) through WASHER (J) and LEFT SIDE FRAME (B) and fully fasten with a Phillips screwdriver onto BACK FRAME (E) and WOOD TOP (A). Repeat with RIGHT SIDE FRAME (C).


Tighten all SCREWS from previous steps fully with a Phillips screwdriver.



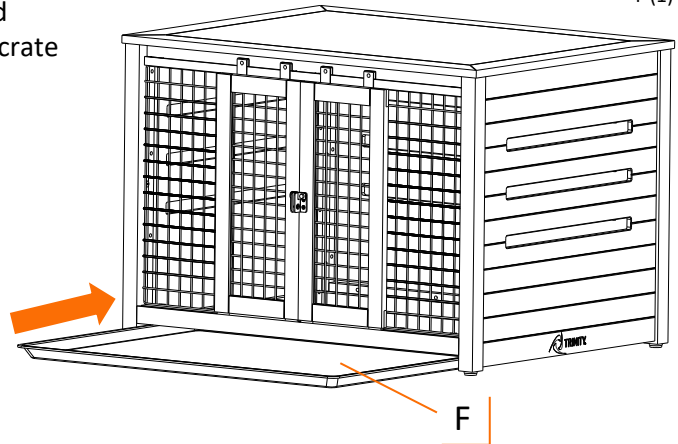
ASSEMBLY INSTRUCTIONS

STEP 7

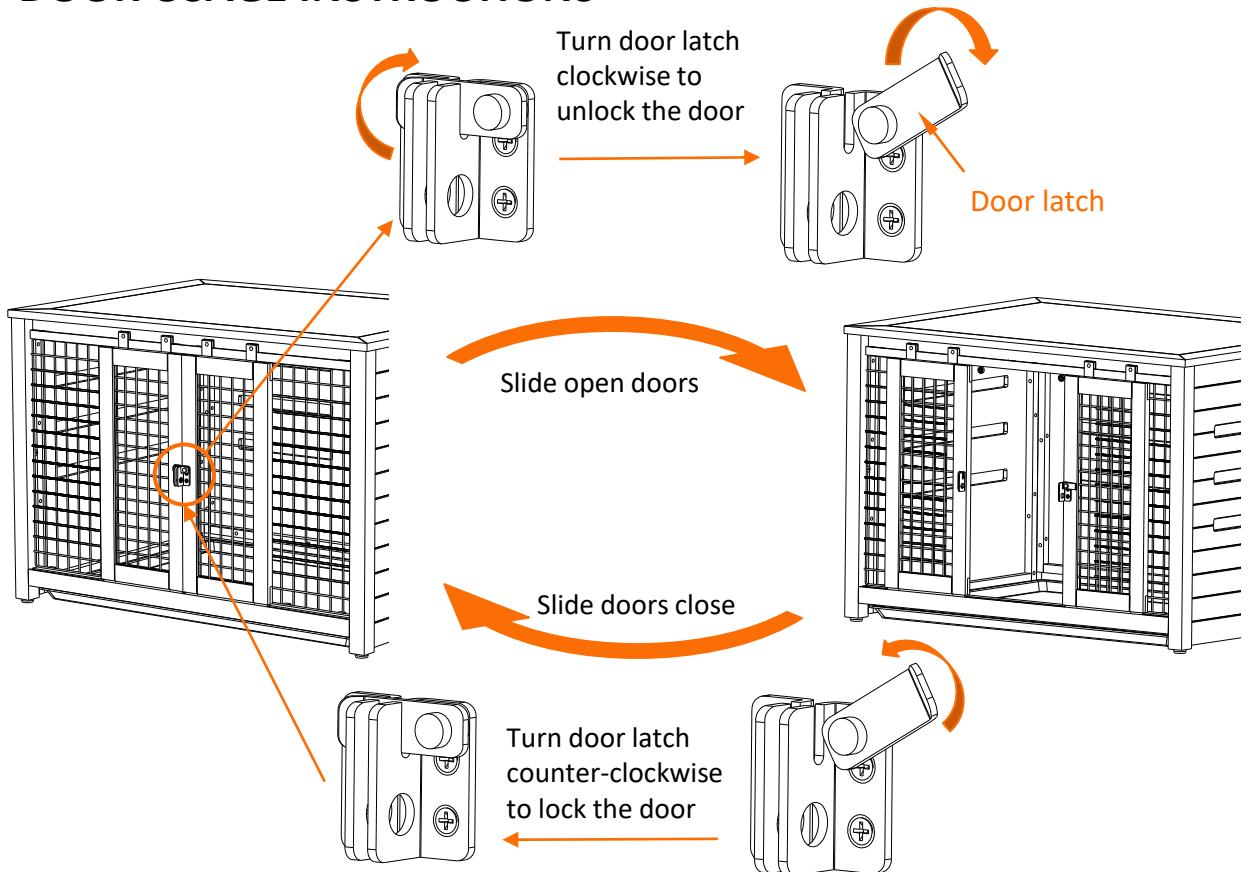
With two people, carefully flip over completed STEP 6 assembly and slide TRAY (F) under pet crate as shown.



F (1)



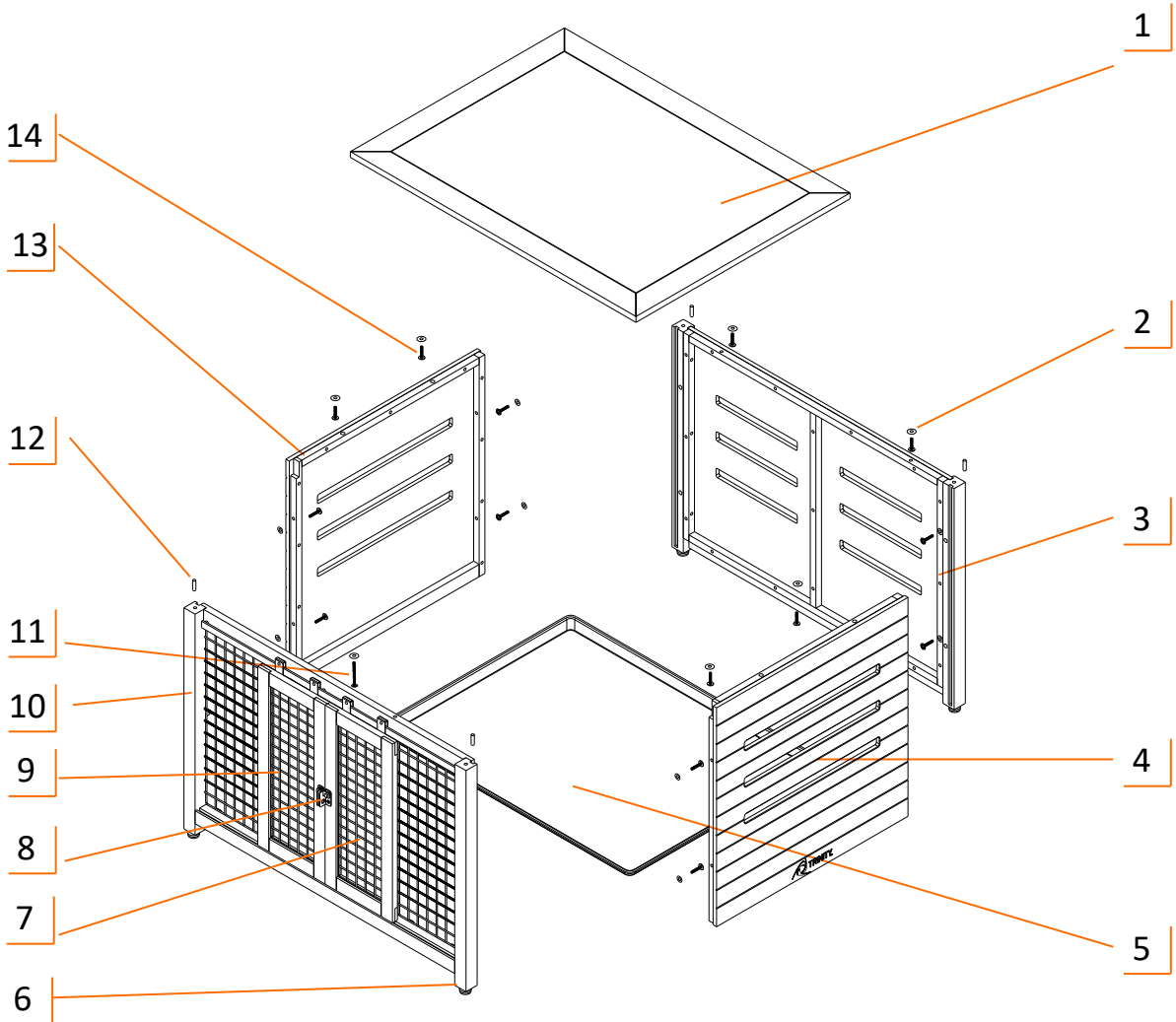
DOOR USAGE INSTRUCTIONS



SERVICE PARTS LIST – TSKLBR-3401 (Espresso Brown)

TRINITY Customer Service provides the following replacement parts:

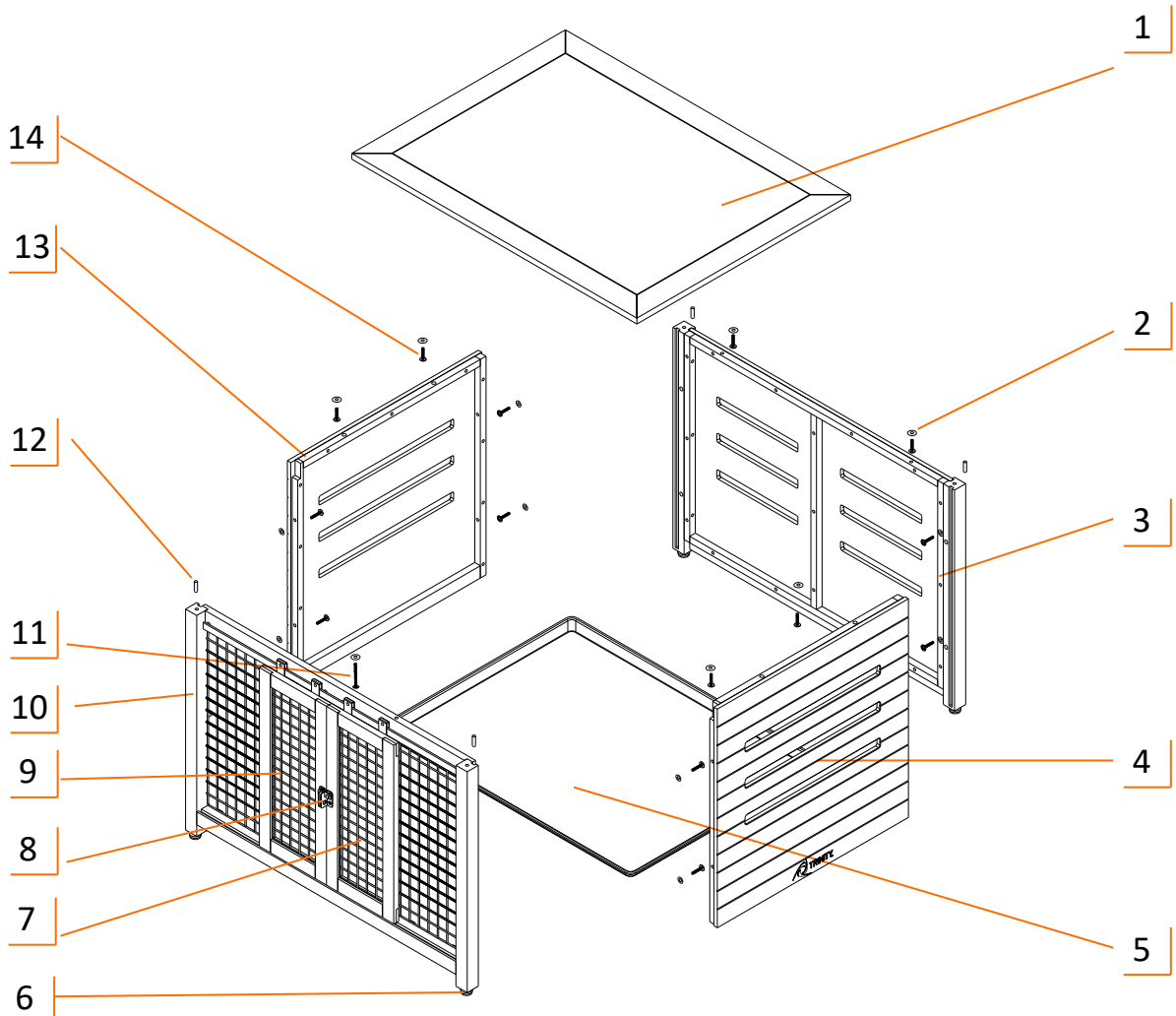
Part Number	Description	Part Number	Description
1) LNA-06-019-4030	Wood Top	8) XSV-011-009-0001	Door Latch
2) ZSV-01-007-0616	Washer	9) XBR-08-022-1024	Left Door
3) LBR-15-020-4027	Back Frame	10) LBR-15-019-4027	Front Frame
4) LBR-14-044-2727	Right Side Frame	11) ZSV-01-004-0658	Long Screw
5) XBK-21-014-2836	Tray	12) XNA-01-006-0830	Dowel
6) XBK-98-017-3009	Foot Pad	13) LBR-14-045-2727	Left Side Frame
7) XBR-08-021-1024	Right Door	14) ZSV-01-004-0635	Short Screw



SERVICE PARTS LIST – TSKLNA-3401 (Natural)

TRINITY Customer Service provides the following replacement parts:

Part Number	Description	Part Number	Description
1) LNA-06-019-4030	Wood Top	8) XSV-011-009-0001	Door Latch
2) ZSV-01-007-0616	Washer	9) XNA-08-022-1024	Left Door
3) LNA-15-020-4027	Back Frame	10) LNA-15-019-4027	Front Frame
4) LNA-14-044-2727	Right Side Frame	11) ZSV-01-004-0658	Long Screw
5) XBK-21-014-2836	Tray	12) XNA-01-006-0830	Dowel
6) XBK-98-017-3009	Foot Pad	13) LNA-14-045-2727	Left Side Frame
7) XNA-08-021-1024	Right Door	14) ZSV-01-004-0635	Short Screw



WARNINGS

1. **Read and understand all instructions.** Failure to follow all instructions may result in injury and/or damage.
2. **The warnings, cautions, and instructions discussed in this manual cannot cover all possible conditions or situations that may occur.** The user must always be aware of their environment and ensure that they use the product in a safe and responsible manner.
3. **Do NOT modify the product in any way.** Unauthorized modification may impair the function and/or safety of the product, and may affect the life of the product. Any modifications will void warranty.
4. **Check for damaged parts.** Before using this product, carefully check that all parts are in good condition, and that the product will operate properly and perform its intended function. Check for damaged parts and any other conditions that may affect the operation of this product. Replace damaged or worn parts, and never use this product with a damaged part.
5. **Do NOT overload the product.** Weight capacity for evenly distributed weight.

Weight capacity on wood top	100 lb
-----------------------------	--------

6. **Do NOT put hot items directly on wood top or shelves to prevent damaging and discoloring wood surface.** Avoid placing any direct heat source on or near the product.
7. **Do NOT put anxious pet inside the crate.** Crate components may be damaged by pet. Pet may chew and/or ingest crate parts including wood, metal, plastic and paint. Pet is recommended to be kept in crate for no more than 8 hours at a time.
8. **Avoid sharp objects piercing the tray to keep the tray waterproof.**
9. **Leaving heavy objects pressed over the tray for extended period may leave permanent indentations on the tray.**

CARE AND MAINTENANCE

- Avoid harsh, abrasive cleaners, and other corrosive chemicals.
- Wood product can be cleaned with damp cloth and wiped dry immediately with dry cloth. If needed, wood furniture cleaner can be used.
- Keep dry but out of direct sunlight and avoid damp environments.
- Clean up any spills immediately to prevent stains from forming on wood surface.
- This product is designed for small to medium size pet and indoor use only.

1 YEAR LIMITED WARRANTY

TRINITY 40" Pet Crate Accent Table Model # TSKLBR-3401 / TSKLNA-3401

Trinity International Industries ("Trinity") warrants to the original consumer purchaser ("Purchaser") of the TRINITY 40" Pet Crate Accent Table ("Product") that each Product shall be free from defects in workmanship and materials for a period of 1 year from the date of original purchase. Trinity's obligation under this warranty shall be limited to repair or replacement of, or adequate compensation for the Product which shall not be greater than the amount of the purchase price of the Product, at the option of Trinity, during the warranty period. All replaced parts and Products become the property of Trinity and must be returned to Trinity.

This warranty excludes normal wear and tear of the Product and its parts or components, and damage arising from any of the following: negligent use or misuse of the Product, use contrary to this User's Manual, or alteration by any one other than Trinity. The warranty period of 1 year shall not be extended or renewed by the repair or replacement of, or compensation for, the Product. Any warranty implied by applicable law is limited in duration to one year from the date of purchase and is subject to the same conditions and limitations as is provided for our express warranty.

Except as set forth herein, and to the extent of applicable there are no warranties on this Product either express or implied, and Trinity disclaims all warranties including, but not limited to, any implied warranties of merchantability, infringement or fitness for a particular purpose. No warranty or guarantee given by any person, firm, or corporation with respect to this product shall be binding on Trinity.

If your Product is defective or otherwise requires service or parts, please call TRINITY Customer Service toll-free at (800) 985-5506, between 5:00 a.m. and 5:00 p.m., PST. Please tell us which model you purchased, the date of the purchase, and the problem with your Product. A copy of your original purchase receipt must accompany your service request.

LIMITATION OF REMEDIES AND LIABILITY

Trinity (and its employees, officers, members, managers, affiliates and assigns) shall not be liable for any incidental, consequential, special, indirect, remote, special or punitive damages for breach of any warranty, express or implied, including, but not limited to, lost profits, lost savings, loss of anticipated benefits and attorneys' fees, which arise out of the purchase, use or inability to use the Product, whether arising out of contract, negligence, strict tort, product liability, or any other legal theory on which a claim is based. As noted above, to the extent damages are allowed by our express warranty or by applicable law, those damages may not exceed the purchase price paid for the Product. Without limiting the foregoing Purchaser assumes all risk and liability for loss, damage or injury to Purchaser and Purchaser's property and to others and their property arising out of the use, misuse, or inability to use this Product. This limited warranty shall not extend to anyone other than the original purchaser of this product, is nontransferable and states your exclusive remedy.

Some states do not allow the exclusion or limitation of incidental, consequential, special, or punitive damages, so the above limitation or exclusion may not apply to you. The above warranty gives you specific legal rights, and you may have other rights which vary from state to state.

CONTACT US

**QUESTIONS? NEED PARTS?
WE ARE HERE TO HELP!**

Please feel free to contact us. There are no questions too small, or any problems too big. We're committed to providing our customers with the highest level of service.

TRINITY Customer Service

TEL: 800.985.5506

FAX: 310.347.4134

EMAIL: customerservice@trinityii.com

**Monday through Friday
5:00 AM – 5:00 PM (PST)**

www.trinityii.com