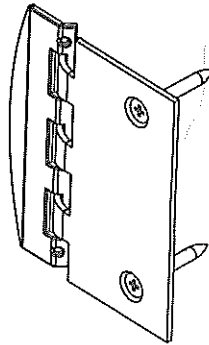
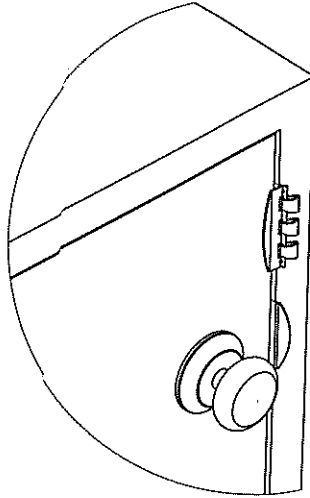
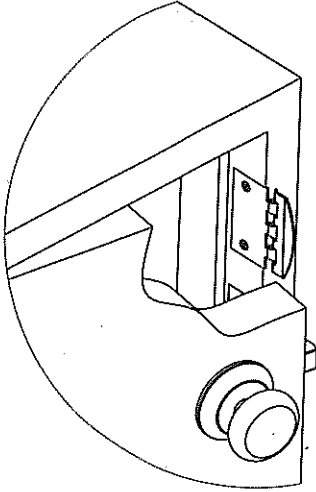


### INSTRUCTIONS

1. Position swing lock on the frame of the door at a convenient height. The lip should be curved towards the door frame.
2. Drill  $3/32$ " pilot holes  $1/2$ " deep and install large screws.
3. Install small screw in bottom hole for easy unlocking.



1840

**SATISFACTION GUARANTEED**

(See website for details <http://www.HickoryHardware.com/warranty>)

©Belwith Products

3100 Broadway, SW • Grandville, MI 49418

Made to Belwith Products' specifications in China