


Did you know that the **MSystem** Components work together to reduce air and water infiltration

The MSystem is a radical departure from door components offered by most distributors. From extensive product testing and experience with door components, MMI has discovered what it takes to offer the best door components currently available. With **The MSystem**, you get components designed and constructed to work together.

The System & Components



A Frame




B High Dam Sill

Dams provide a positive barrier to wind driven air and water.




C Threshold Cap (Composite)

Narrow threshold caps allow better weatherstrip positioning outside of the dam, creating a better seal.




D Door Bottom Design

Fin Seals provide more contact with the threshold and hold up better against air pressure, wear and tear.



E Weatherstrip (Compression)

Only Msystem offers the resilience, durability and consistent compression for lasting performance.



F Corner Pad (Continuous Seal)

There is a gap in every door due to the thickness of the hinge. Corner pads prevent air and water from infiltrating this gap.



G Mull Systems

We build the components of our continuous sill systems to work together with the highest precision.



H Flip Lever Astragal

The ultimate protection from water and weather damage plus the best security by simply flipping a handle.



Patio Doors & Double Doors


MSystem25

25 years when upgrading to composite or FrameSaver Frames for our MSystem25 warranty. This extends the warranty of prehung unit, without extending door component or door lite component warranty.



The Energy Star® Program identifies MMI DOOR as a partner that builds energy efficient products per their guidelines. This reduces the use of fossil fuels and lowers emissions of harmful greenhouse gases into our environment.

MMI DOOR is proud to be an Energy Star Partner®.



One piece mulls feature superior strength, a perfect fit and no additional finishing



Continuous head with noninvasive routing provide exceptional strength



Continuous sills give added strength beneath the mull with the continuous seal along the door unit



Our mull systems include inactive seats engineered for perfect panel placement

MMi DOOR LOCATIONS

Michigan (HQ)

6361 Sterling Drive North
Sterling Heights, MI 48312
586.264.0950
800.686.9218
Fax: 586.264.5430

Ohio

400 Circle Freeway Drive
Cincinnati, OH 45246
513.874.6771
800.215.3770
Fax: 513.870.0242

Pennsylvania

172 Plummer Road
Sidman, PA 15955
814.487.7800
800.452.0251
Fax: 814.487.7850