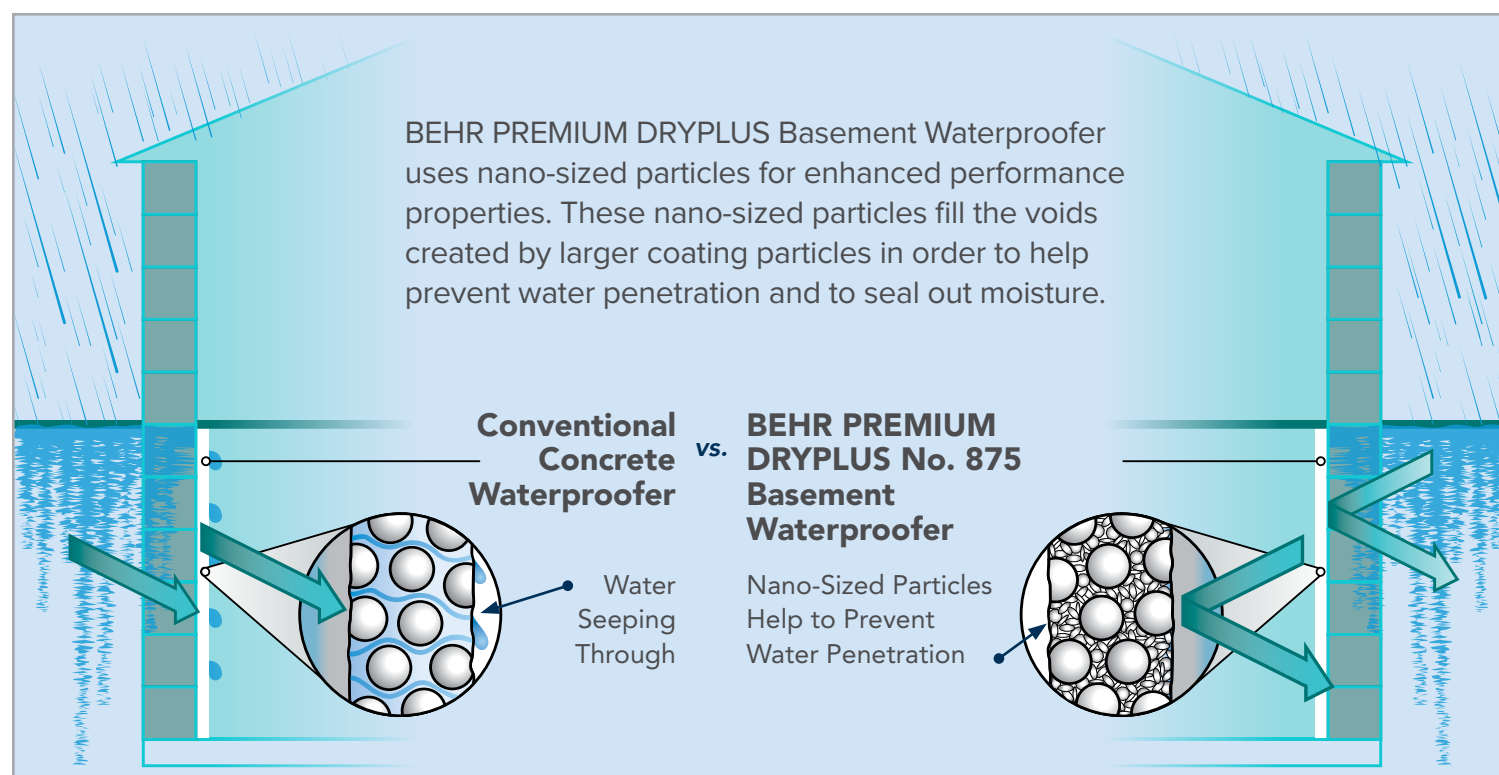




BEHR PREMIUM® DRYPLUS® No. 875 is an advanced Interior/Exterior Basement & Masonry Waterproofer designed for porous concrete surfaces. Ideal for basement and retaining walls.

- Helps protect against water seepage and dampness
- Withstands 12 PSI of water pressure
- Mildew-resistant film
- Withstands 98 mph wind-driven rain
- Decorative, smooth finish
- 100% Styrene Acrylic
- 10 Year Limited Warranty*
- Easy water clean-up
- Sprayable, saves application time
- Available in custom colors and computerized color matching

*Refer to product label for specific instructions and complete warranty information.



Cover photos (Top) wall: White No.875 | (Bottom) retaining wall: Cave Walls DMW-32



© 2023 Behr Process Corporation
Santa Ana, CA 92705 U.S.A.

Have a paint or product question?



Visit behr.com or call 1-800-854-0133 Ext. 2 (U.S.).

Find Us On: behr.com



C-875-DRY-PLUS MASONRY WATERPR
Item No. 50006253
05/23

Exclusively at



BEHR
PREMIUM



BASEMENT & MASONRY
WATERPROOFER

DRY PLUS®


INTERIOR/EXTERIOR
IDEAL FOR BASEMENT AND RETAINING WALLS




PROVIDES A PROTECTIVE COATING
AGAINST WATER SEEPAGE & DAMPNESST

- SMOOTH, DECORATIVE FLAT FINISH
- WITHSTANDS 12 PSI OF WATER PRESSURE
- BRUSH, ROLL, OR SPRAY APPLICATION
- WITHSTANDS 98 MPH WIND-DRIVEN RAIN
- TINTABLE TO CUSTOM COLORS


[†]Repair any leaks or cracks before application




Bleached Sand DMW-01




Antique White 23



Coast Light DMW-10




White No. 875




Stillness DMW-16




Azurite Crystal DMW-22



Vapor Mist DMW-25




Soft Gray DMW-28




Pueblo Pink DMW-02



wall: Palomino Beige DMW-08




Swiss Coffee 12




Palo Verde DMW-17




retaining wall: Soft Gray DMW-28



Fresco Gray DMW-29



Aged Stucco DMW-03




Off White 73




Pale Clover DMW-18




Winter's Silence DMW-30




Coral Sands DMW-04



Crescent Moon DMW-13




Willow Gray DMW-19



Lowlide DMW-31



Canyon Echo DMW-05




Navajo White 22




Open Plain DMW-20




Cave Walls DMW-32




Light Terra DMW-06




Palomino Beige DMW-08




Straw DMW-11



Soft Gold DMW-14



Basement Gray 876




Smoked Turquoise DMW-23




Waterfront DMW-26



Whirlwind DMW-33




Wood Smoke DMW-07



Fundamental Brown DMW-09



Camel Tan DMW-12



Sunshine Coast DMW-15



Ironstone Green DMW-21



Riverside DMW-24



Seacliff DMW-27



Rain Cloud DMW-34

Color chips are affected to some degree by the type of light in which they are viewed, exposure to heat and sunlight, and the age of the chip itself. Occasionally, there may be a slight difference between the color and sheen of the chip shown and the actual painted surface.