

IMPORTANT SAFETY INSTRUCTIONS

When using electrical products, basic precautions should always be followed including the following:

a) **READ AND FOLLOW ALL SAFETY INSTRUCTIONS.**

- b) Do not use seasonal products outdoors unless marked suitable for indoor and outdoor use. When products are used in outdoor applications, connect the product to a Ground Fault Circuit Interrupting (GFCI) outlet. If one is not provided, contact a qualified electrician for proper installation.
- c) This seasonal use product is not intended for permanent installation or use.
- d) Do not mount or place near gas or electric heaters, fireplace, candles or other similar sources of heat.
- e) Do not secure the wiring of the product with staples or nails, or place on sharp hooks or nails.
- f) Do not let lamps rest on the supply cord or on any wire.
- g) Unplug the product when leaving the house, when retiring for the night, or if left unattended.
- h) This is an electric product-not a toy! To avoid risk of fire, burns, personal injury and electric shock it should not be played with or placed where small children can reach it.
- i) Do not use this product for other than its intended use.
- j) Do not hang ornaments or other objects from cord, wire, or light string.
- k) Do not close doors or windows on the product or extension cords as this may damage the wire insulation.
- l) Do not cover the product with cloth, paper or any material not part of the product when in use.
- m) This product is equipped with push-in type LED lamps. Do not twist lamps.
- n) This product employs overload protection (fuse). A blown fuse indicates an overload or short-circuit situation. If the fuse blows, unplug the product from the outlet. Also unplug any additional strings or products that may be attached to the product. Replace the fuse as per the user servicing instructions (follow product marking for proper fuse rating) and check the product. If the replacement fuse blows, a short-circuit may be present and the product should be discarded.
- o) Read and follow all instructions that are on the product or provided with the product.

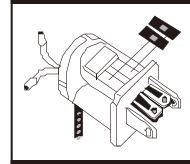
SAVE THESE INSTRUCTIONS USE AND CARE INSTRUCTIONS

- a) When the product is placed on a live tree, the tree should be well maintained and fresh. Do not place on live trees in which the needles are brown or break off easily. Keep the tree holder filled with water.
- b) If the product is placed on a tree, the tree should be well secured and stable.
- c) Before using or reusing, inspect product carefully. Discard any products that have cut, damaged, or frayed wire insulation or cords, cracks in the lampholders or enclosures, loose connections, or exposed copper wire.
- d) When storing the product, carefully remove the product from wherever it is placed, including trees, branches, or bushes, to avoid any undue strain or stress on the product conductors, connections, and wires.
- e) When not in use, store neatly in a cool, dry location protected from sunlight.
- f) The LED lamp has polarity. Do not deliberately change the direction of the LED lamp in the lampholder.

USER SERVICING INSTRUCTIONS

To replace the fuse:

- a) Grasp plug and remove from the receptacle or other outlet device. Do not unplug by pulling on cord.
- b) Open fuse cover. Slide open fuse access cover on top of attachment plug towards blades.
- c) Remove fuse carefully. Turn plug over to remove fuse.
- d) Risk of fire. Replace fuse only with 3 Amp, 125Volt fuse provided with product.
- e) Close fuse cover. Slide closed the fuse access cover on top of attachment plug.
- f) Risk of fire. Do not replace attachment plug. Contains a safety device (fuse) that should not be removed. Discard product if the attachment plug is damaged.



To replace a lamp:

- a) Grasp plug and remove from the receptacle or other outlet device. Do not unplug by pulling on cord.
- b) Remove the cover as shown in Fig.1, Take out the burned out LED lamp and pull lamp and plastic base straight out of lampholder as shown in Fig.2.
- c) Insert the spare LED lamp into the lampholder in correct direction as shown in Fig.3, Lock the cover on the lampholder as shown in Fig.4.
- d) Replace lamps only with 3.4 volt, 0.068 watt spare LED lamps provided with this product.

CAUTION:

- a) Do not exchange the lamp base on the new lamp with the old one or the LED wires may break.
- b) Pull lamp and plastic base straight out of lampholder.
- c) Do not deliberately change the direction of the LED lamp in the lampholder (see Fig. 2)

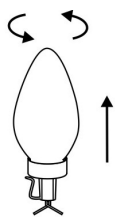


Fig.1 Remove the cover

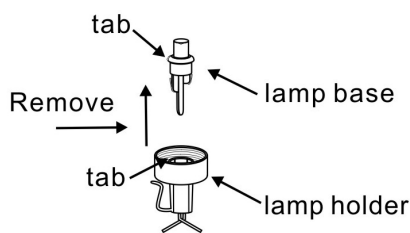


Fig.2 Remove the burnt-out lamp

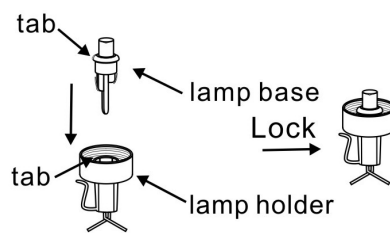


Fig.3 Replace with the spare lamp

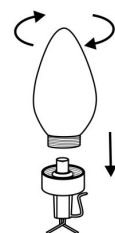


Fig.4 Lock the cover

CAUTION:

This string is rated 4.8 Watts (0.04Amps), do not overload. Connect other Lighting Strings or decorative outfits end-to-end up to a maximum of 216 Watts (1.8Amps) total.

If connecting to a lighting string that does not have a wattage (W) rating (found on the tag within 6 inches of the plug), Calculate The wattage (W) as follows: Multiply the current (A) which is on the flag type label located Within 6 inches of the plug, by 120.

For example, string is rated 120V, 60Hz, 0.02Amps

$0.02 \times 120 = 2.4$ Watts.

Total amount of wattage that can be connected $216W - 2.4W = 213.6W$

CAUTION:

- a) Risk of fire. This product does not contain lamp shunts, which allow the product to operate if one lamp burns out. Do not replace lamps with other than the spare lamps provided with this product.
- b) Replace lamps only with 3.4 volt, 0.068 watt spare LED lamps provided with this product.

CAUTION: To reduce the risk of fire and electric shock: a) Do not install on trees having needles, leaves or branch coverings of metal or materials which look like metal. b) Do not mount or support strings in a manner that can cut or damage wire insulation.

FOR INDOOR AND OUTDOOR USE

MODEL NO. TY-B-50L/2W-C9-W-C

Warranty Statement

Limited 3 Year Warranty - Subject to the exclusions contained below.

Roundtripping LTD, at its option, will at no charge, repair or replace (with same or equivalent product) if this product fails to light due to defects in material or workmanship within three (3) years from the date of purchase.

Exclusions - This product is intended for residential seasonal use only (90 days maximum per year) and was pre-tested and date coded prior to shipment. This limited Warranty extends only to the first consumer

purchaser and is not transferable. This Warranty does not include: (1) Commercial Use (2) Excessive Wear and Tear beyond reasonable use (3)

Products not used in Accordance with Directions provided on or with the

Product (4) Burnout of Incandescent Bulbs or LED Bulbs (5) Batteries (6)

Products that have been subjected to Unauthorized Repair and/or

Unauthorized Modification (7) Damage caused by Shipping, Improper Handling, Alterations, Misuse, In Store Display Models or Accidents.

It is incumbent of the consumer to properly store and care for this lighting

product. Proper troubleshooting for burnt out, broken or loose LEDs or

Bulbs and damaged electrical contacts or lamp holders is essential to a

lasting product. We are committed to making high quality products.

Returning the product to us helps us to monitor and improve product quality.

Please send product prepaid and include original dated legible receipt to

Home Accents Holiday to the address below. It could take several weeks to

review and render a decision on a warranty claim. Any questions or

comments regarding this product should be addressed to:

- Home Accents Holiday
- P.O. Box 8146 Clearwater, FL 33758-8146
- Toll Free Number 1-877-527-0313

C20211225

Manufacture Model No.: **TY288-1115-WWS**