


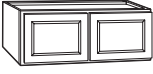



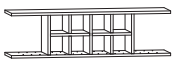









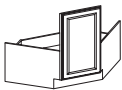


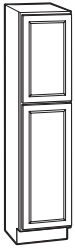

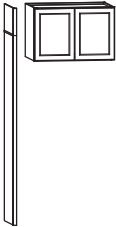




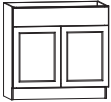


Wall Cabinets (12"D unless noted)		Model #	Internet #	
	30"H	9"W	KW930-NHK	205387914
		12"W	KW1230-NHK	202518616
		15"W	KW1530-NHK	202518617
		18"W	KW1830-NHK	202518624
		21"W	KW2130-NHK	205387916
		24"W	KW2430-NHK	202518625
	36"H	9"W	KW936-NHK	205387895
		12"W	KW1236-NHK	205387915
		15"W	KW1536-NHK	205387920
		18"W	KW1836-NHK	205387898
		21"W	KW2136-NHK	205387904
		24"W	KW2436-NHK	205387900
	42"H	12"W	KW1242-NHK	205387896
		15"W	KW1542-NHK	205387901
		18"W	KW1842-NHK	205387892
24"W		KW2442-NHK	205387894	
	30"H	27"W	KW2730-NHK	205387909
		30"W	KW3030-NHK	202518627
		36"W	KW3630-NHK	202518628
	36"H	27"W	KW2736-NHK	205387902
		30"W	KW3036-NHK	205387929
		36"W	KW3636-NHK	205387851
	42"H	30"W	KW3042-NHK	205387897
		36"W	KW3642-NHK	205387913
Corner Wall (Installs in 24" x 24" wall area)				
	30"H	24"W	KWD2430-NHK	202518636
	36"H	24"W	KWD2436-NHK	205387908
	42"H	24"W	KWD2442-NHK	205387887
Wall Bridge				
	12"H	30"W	KW3012-NHK	203596541
		36"W	KW3612-NHK	202978357
	15"H	30"W	KW3015-NHK	202518631
		36"W	KW3615-NHK	202518635
	18"H	30"W	KW3018-NHK	202518632
		36"W	KW3618-NHK	205387852
	23-1/2"H	30"W	KW3024-NHK	205387888
		30"W x 15"D	KW302415-NHK	205387921
		36"W	KW3624-NHK	205387911
Wall Flex				
	30"H	18"W	KWFC1830-NHK	205387890
	18"H	30"W	KWFC3018-NHK	205387907
Wall Flex Shelf – Ready to Assemble				
	13 3/8"H	48"W	KWMS4813-NHK	301348024

Base Cabinets (34-1/2"H x 24"D unless noted)		Model #	Internet #
	9"W	KBF09-NHK	205387924
	12"W	KB12-NHK	202518638
	15"W	KB15-NHK	202518639
	18"W	KB18-NHK	202518640
	21"W	KB21-NHK	205387889
	24"W	KB24-NHK	202518642
	27"W	KB27-NHK	205387893
	30"W	KB30-NHK	202518644
	36"W	KB36-NHK	202518650
Waste Bin Base - includes a 12 gallon trash can			
	18"W	KBW18-NHK	301357993
Drawer Base			
	18"W	KDB18-NHK	202518678
	24"W	KDB24-NHK	205387903
Pots & Pans Drawer Base			
	30"W	KDB30-NHK	301358160
	36"W	KDB36-NHK	301358151
Sink/Cooktop Base			
	30"W	KSB30-NHK	202655243
	36"W	KSB36-NHK	202518665
	60"W	KSB60-NHK	202518673
Apron Front Sink Base			
	36"W	KSBD36-NHK	301345726
Accessible Sink Base			
	36"W	KSBA36-NHK	205387886
Corner Sink Base - Ready to Assemble			
	36"W	KCSB36-NHK	205387917
Blind Base			
	36"W	KBBC45-NHK	205387891
Corner Base with Lazy Susan (Installs in a 36" x 36" wall area)			
		KBLS36-NHK	202518679

Specialty Cabinets		Model #	Internet #
Pantry (18"W) (Minor assembly of toe kick is required on 96"H pantry)			
	84"H		KP1884-NHK 202518637
	90"H		KP1890-NHK 205387899
	96"H		KP1896-NHK 205387926
Double Oven			
	84"H	33"W	KDV3384-NHK 301348009
	90"H	33"W	KDV3390-NHK 301347989
	96"H	33"W	KDV3396-NHK 301348020
Refrigerator End Panel Kit (Deep Bridge Cabinet must be ordered separately)			
	84"H	24"D	KAREP-NHK 301345753
Deep Bridge Cabinet (24"D) To be used with Refrigerator End Panel			
	12"H	36"W	KW361224-NHK 301345751
	18"H	36"W	KW361824-NHK 301348025
	24"H	36"W	KW362424-NHK 301345750
Vanity Cabinets (21"D)			
Vanity Drawer Base			
	34 1/2"H	12"W	KVDB12-NHK 301358147
Vanity Base			
	34 1/2"H	24"W	KVSB24-NHK 301358156
	34 1/2"H	30"W	KVSB30-NHK 301357973
	34 1/2"H	36"W	KVSB36-NHK 301358142

Accessories	Model #	Internet #
End Panels		
Wall Veneer 30"H (2/pack)	KAS1230-NHK	202909390
Wall Veneer 36"H (2/pack)	KAS1236-NHK	205437702
Wall Veneer 42"H (2/pack)	KAS1242-NHK	205437709
Base Veneer (2/pack)	KAS2435-NHK	202909392
Island/Peninsula Panel 48"W	KAIE4835X-NHK	205437716
Dishwasher End Panel	KADEP-NHK	202518697
Universal Panel 48" x 11-1/4"	KAUP1148-NHK	205437722
Universal Panel 60" x 12"	KAUP1260-NHK	205437729
Decorative End Panels		
Decorative Wall 12"W x 30"H	KAEP1230-NHK	205437677
Decorative Wall 15"W x 30"H	KAEP1530-NHK	301345748
Decorative Wall 18"W x 30"H	KAEP1830-NHK	301345738
Decorative Wall 12"W x 36"H	KAEP1236-NHK	205437678
Decorative Wall 12"W x 42"H	KAEP1242-NHK	205437679
Decorative Base 24"W x 30"H	KAEP2430-NHK	205437680
Fillers		
3"W x 30"H	KAFS330X-NHK	204289890
6"W x 30"H	KAFS630X-NHK	205437735
3"W x 36"H	KAFS336X-NHK	205437741
6"W x 36"H	KAFS636X-NHK	205437747
3"W x 42"H	KAFS342X-NHK	205437753
6"W x 42"H	KAFS642X-NHK	205437761
3"W x 91-1/2"H	KAFS396X-NHK	202518686
Drawers and NHHldings		
Pull-Out Drawer for 24" Base	KADWR24	202518698
Pull-Out Drawer for 30" Base	KADWR30	202518766
! Toe Kick NHHlding 91-1/2"L	KATKX-NHK	202518681
Shoe Trim NHHlding 91-1/2"L	KAMTX-NHK	205824447
Scribe NHHlding 91-1/2"L	KAMS-NHK	202518689
Traditional Crown NHHlding 91-1/2"L	KAMC5X-NHK	202518687
Base NHHlding 91-1/2"L	KAMBSX-NHK	205437770
Outside Corner NHHlding 91-1/2"L	KAOCMX-NHK	205437786
Square Edge NHHlding 91-1/2"L	KAMSQX-NHK	205437795
Decorative Edge NHHlding 91-1/2"L	KAMDEX-NHK	205437801
Decorative Accessories		
Decorative Island Panel Kit	KADPK337-NHK	205437807
Decorative Corner Post	KADCP6-NHK	205437813

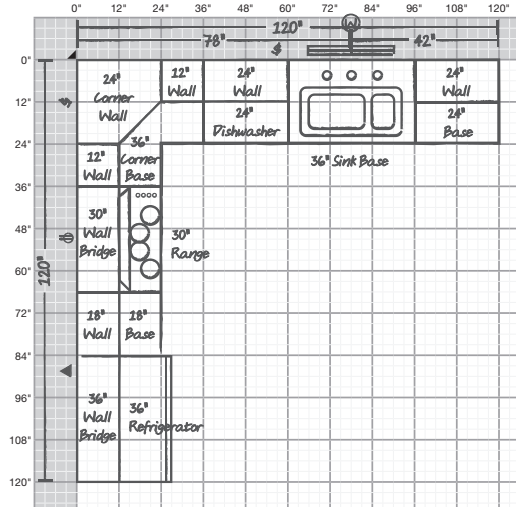
! Indicates required accessory to complete your project

Dimensions are rounded and are provided for general guidance only. For proper installation on all Hampton Bay products, refer to instructions printed on product carton. The manufacturer reserves the right to discontinue the sale or change the specifications of any product at any time. Every effort was made to assure accuracy of the information contained herein at the time of printing, however, the manufacturer makes no representations to such accuracies.

HAMPTON BAY Plan your layout

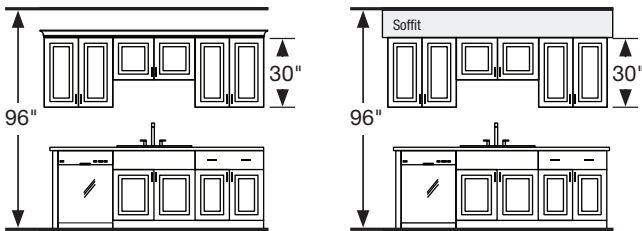
Design Tips

- ◆ Start with the first wall on the left and work to your right around the room. Measure the overall length of each wall.
 - ◆ Indicate breaks in walls (windows, doors, closets) by measuring to the outside edge of the BDLding. Include permanent appliances, air vents, electrical, plumbing, etc.
 - ◆ Start sketching your cabinets. Start in the 0", 0" corner and work outward.
- You may be able to BDLve major appliances several inches to accomBDLdate a layout change.

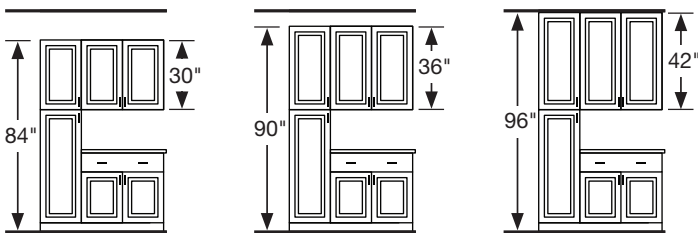


Designing with Different Wall Cabinet Heights

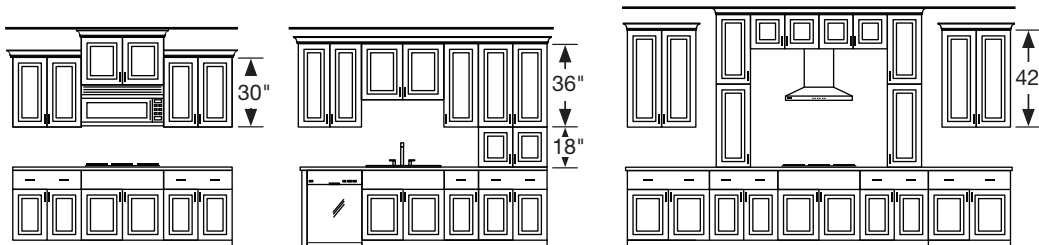
Typical layouts with 8-foot ceilings



Maximize storage with taller walls and pantries

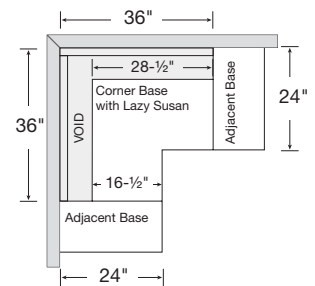


Achieve different looks

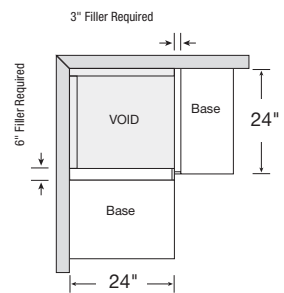


How to Turn the Corner

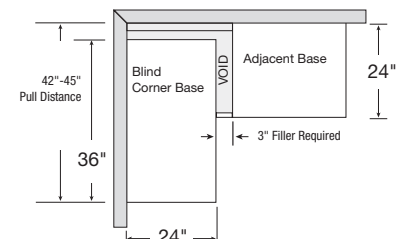
Lazy Susan Option



Block Out Option




Blind Base Option



HAMPTON BAY

0" 12" 24" 36" 48" 60" 72" 84" 96" 108" 120" 132" 144" 156" 168" 180" 192"

0"
12"
24"
36"
48"
60"
72"
84"
96"
108"
120"
132"
144"
156"
168"
180"
192"
204"
216"
228"



←12"→ ↓
3" ↑
Large Squares = 12"
Cuadrados grandes = 12"
Small Squares = 3"
Cuadrados pequeños = 3"