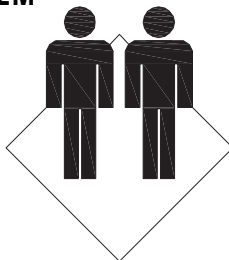


USER'S MANUAL
WOODEN LOVESEAT
OP70605

THIS INSTRUCTION BOOKLET CONTAINS **IMPORTANT** SAFETY INFORMATION. PLEASE READ AND KEEP FOR FUTURE REFERENCE.

Please give us a chance to make it right and do better!
Contact our friendly customer service department for help first.
Replacements for missing or damaged parts will be shipped ASAP!

FLOOR AREA
2MX2M



ASSEMBLED BY 2 ADULTS

Follow Costway
Visit us: www.costway.com



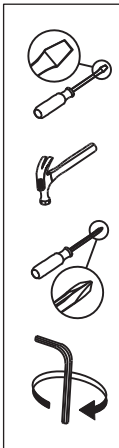
Contact Us!

Do NOT return this item.

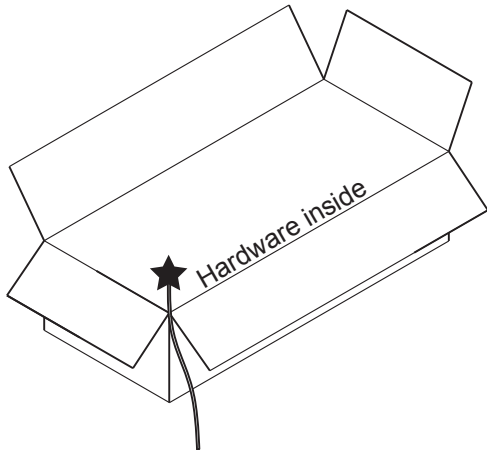
Contact our friendly customer service department for help first.



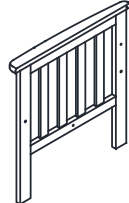
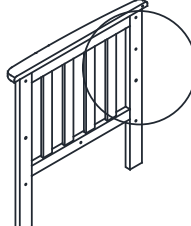
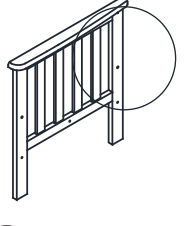


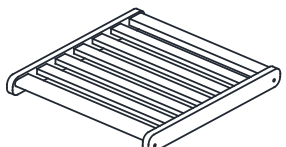
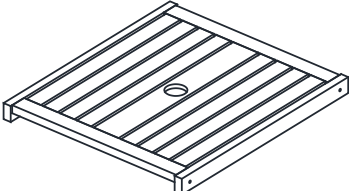
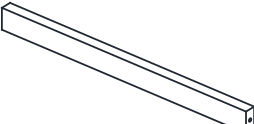
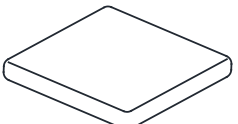
Before You Start

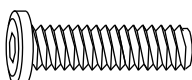
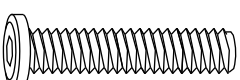
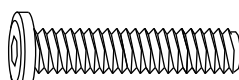
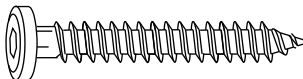




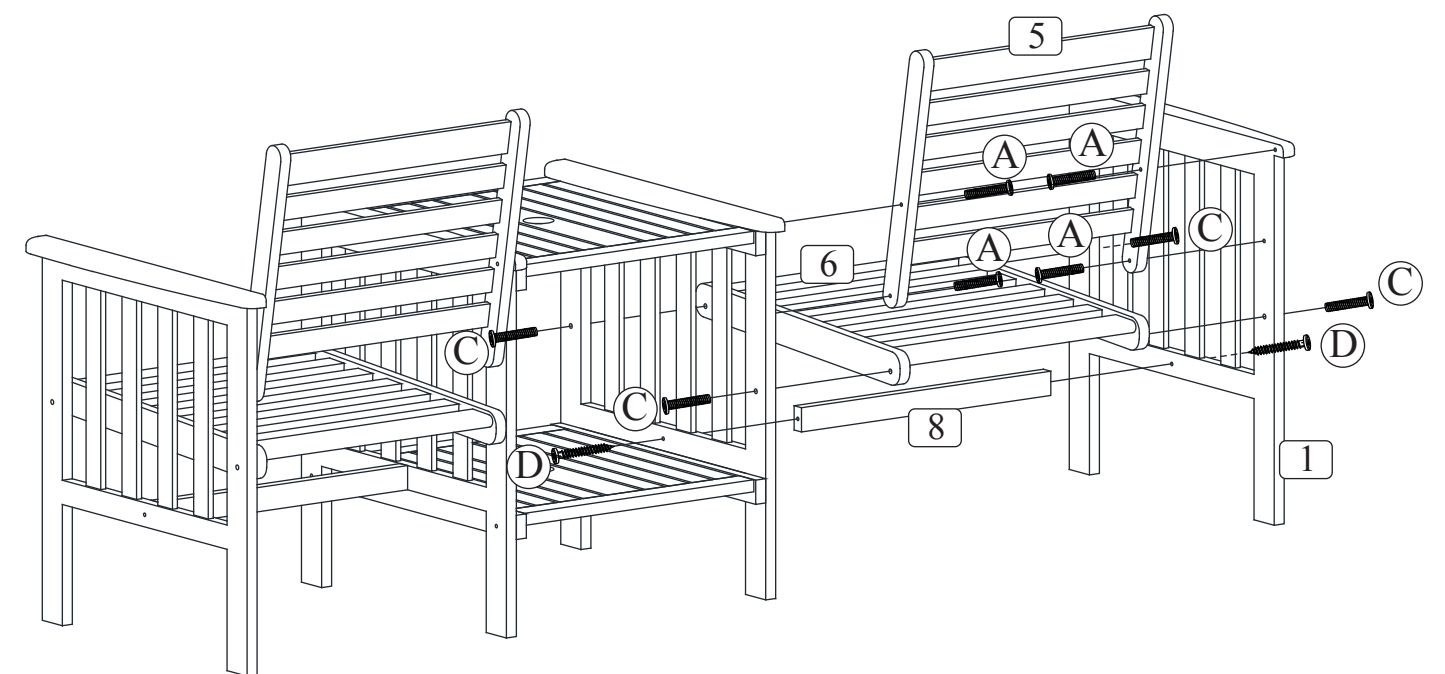
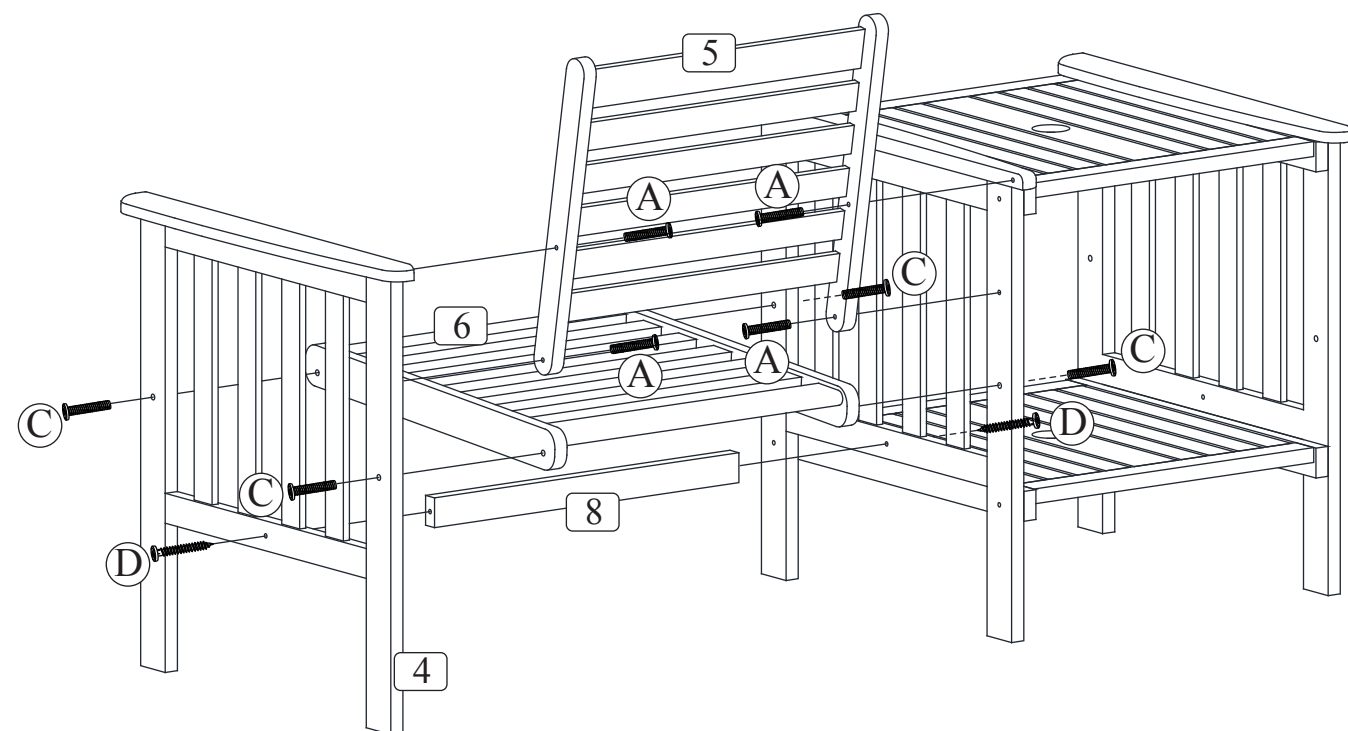
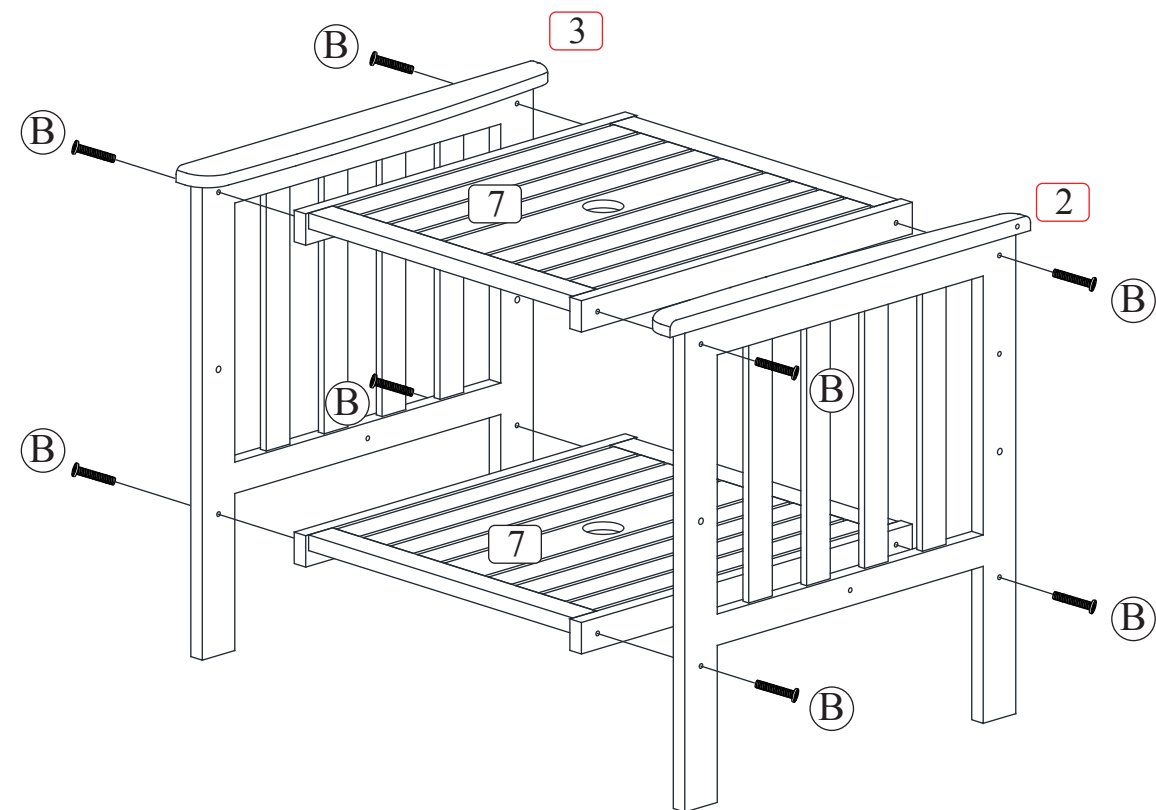
- ⚠ Read each step carefully before starting. It is very important to ensure each step followed in correct order, otherwise assembly difficulties may occur.
- ⚠ Most of board parts are labeled or stamped on the raw edges. Have a check to make sure all parts are included.
- ⚠ Work in a spacious area, preferably on a carpet close to where the unit will be used.
- ⚠ Keep the handtools close at hand. Do not use power tools to assemble your furniture. They may scratch or damage the parts.


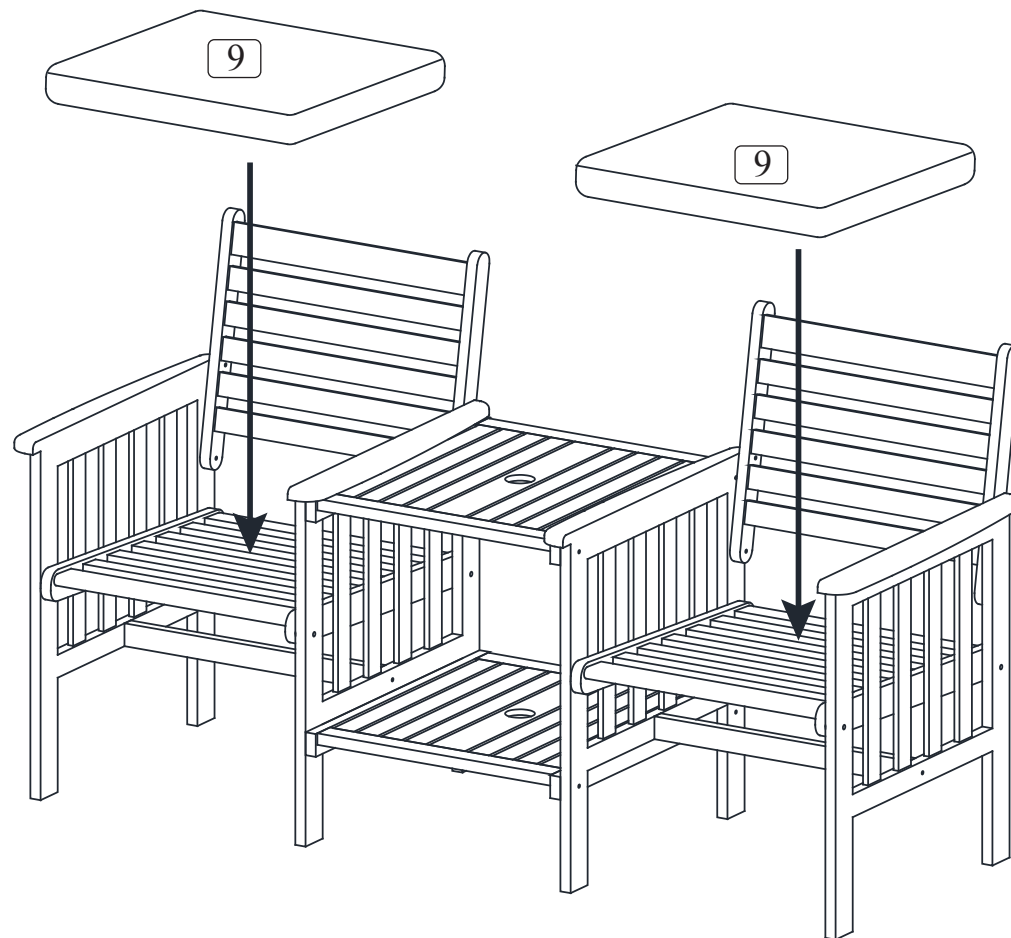


Component List

 1 Right leg A x1 pc	 2 Right leg B x1 pc	 3 Left leg A x1 pc
 4 Left leg B x1 pc	 5 Backrest x2 pcs	 6 Seat x2 pcs
 7 Table top x2 pcs	 8 Stretcher x2 pcs	 9 Cushion x2 pcs

 A M6x30 Screw x8 pcs	 B M6X35 Bolt x8 pcs	 C M8X35 Bolt x8 pcs
 D M6x60 Screw x4 pcs	 E Allen key x2 pcs	





Care and Maintenance

Use a soft, clean cloth that will not scratch the surface when dusting.

Use of furniture polish is not necessary.

Should you choose to use polish, test first in an inconspicuous area.

Using solvents of any kind on your furniture may damage the finish.

Liquid spills should be removed immediately. Using a soft clean cloth, blot the spill gently. Avoid rubbing.

Check bolts/screws periodically and tighten them if necessary.

Further advice about wood furniture care

Please protect your outdoor furniture with a cover when not in use since Long-term sunlight exposure will result in the damage on the surface.

In addition to sunlight damage, wood and metal frame suffers when exposed to extremes in temperature and humidity.

Proper care and cleaning at home will extend the life of your purchase.

Following these important and helpful tips will enhance your furniture as it ages.

Welcome to visit our website and purchase our quality products!

Your suggestions and comments for COSTWAY are really important to us!

We sincerely solicit you to go back to our shop and leave a good rating in just a simple click. It would be quite encouraging if you could kindly do so like below:

★★★★★ Great products so far

February 24, 2019

Great products so far. Fast delivery, easy setup, and working without any issues.

With your inspiring rating, COSTWAY will be more consistent to offer you
EASY SHOPPING EXPERIENCE, GOOD PRODUCTS and EFFICIENT SERVICE!

US office: Fontana, California

UK office: Ipswich



- * Reward Points
- * Exclusive Customer Service
- * Personalized Recommendations
- * Permanent Shopping Cart
- * Order History

5 Star Rating



We would like to extend our heartfelt thanks to
all of our customers for taking time to assemble
this product and giving us valuable feedbacks.

