




Final File Date: 00/00/19  
Woodstream Corporation

Artwork By: Sarah Hartung

Approved By:

Date: 04/23/19

**Process Colors:**



**Spot Colors:**



**Details:**



10<sup>1</sup>/<sub>16</sub>  
13<sup>19</sup>/<sub>32</sub>

**VICTOR** HOLD-FAST®  
**REFILLABLE  
GLUE TRAY**

**KNOW MORE!** Download the Victor Pest App. Available for iOS and Android.

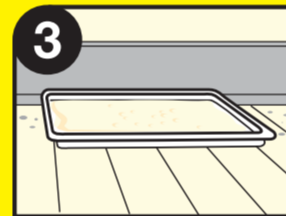

**INSTRUCTIONS**

- 1. Separate Trays** - Pull the two glue trays apart.
- 2. Insert Board** - Place one glue board insert in each glue tray.
- 3. Place Trays** - Where signs of rodent activity are visible or along walls where mice travel.
- 4. Dispose** - Using the finger inserts on the bottom of the tray simply discard of glue board insert once mouse has been caught.

**Note:** If no rodents are caught in 2-3 days move glue tray to a new location.

**For Humane Release:** Put on gloves. Apply vegetable oil. Release with pencil.

**CAUTION:** Do not place trays where birds or non-target animals may come in contact with the adhesive. Do not use in wet areas.



Model Number: M775  
EPA Est. No. 47629-PA-001  
Manufactured by:  
**Woodstream Corporation**  
69 N. Locust St.  
Lititz, PA 17543  
855-5-VICTOR  
Victorpest.com

CTN-M775 0419



OUTSMARTING RODENTS SINCE 1898.™



**10 PACK  
NEW!**



HOLD-FAST®  
**REFILLABLE  
GLUE TRAY**


**Heavy-Duty for Professional Use**



**New! Strong  
Reusable Trays  
Catches Mice  
& Insects**



**VALUE PACK:**



**2 Refillable  
Trays**

**10 Glue  
Boards**

Net Contents: 10 Glue Boards • 2 Refillable Trays

27<sup>1</sup>/<sub>32</sub>

3<sup>1</sup>/<sub>4</sub>

1<sup>1</sup>/<sub>2</sub>

5<sup>1</sup>/<sub>8</sub>

7<sup>1</sup>/<sub>8</sub>

15<sup>1</sup>/<sub>8</sub>

5<sup>1</sup>/<sub>8</sub>

27<sup>1</sup>/<sub>32</sub>

3<sup>1</sup>/<sub>4</sub>

27<sup>1</sup>/<sub>32</sub>