






ASSEMBLY INSTRUCTIONS

ELIZA TUB CHAIR WITH OTTOMAN

Avoid using sharp objects such as a knife to cut open packing as you may accidentally damage the upholstery.

PARTS LIST

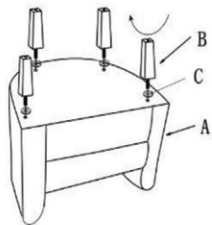
ITEM	DESCRIPTION	SKETCH	QUANTITY
A	CHAIR BODY		1PCS
B	LEGS		8PCS
C	PLASTIC WASHERS		8PCS
D	OTTOMAN		1PCS



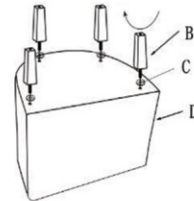
ASSEMBLY INSTRUCTIONS

Do not fully tighten bolts until assembly is complete.

STEP 1



STEP 2



STEP 3



CLEANING INSTRUCTIONS: Clean with soft cloth

ADULT ASSEMBLY REQUIRED

If you are missing any parts or have any questions regarding assembly, do not return this item to the retailers store. Please call our toll-free, customer service number and have this assembly manual open to the parts list ready to provide the model name, number and part name or number.



Customer Service

1-877-864-5752

8:30 AM PST - 4:00 PM PST (Monday-Friday)

Website: www.dwellhom.com

Missing Parts: parts@dwellhom.com

Warranty Information: www.dwellhom.com/warranty

WARNING: This product may contain small components, please ensure they are kept away from small children.