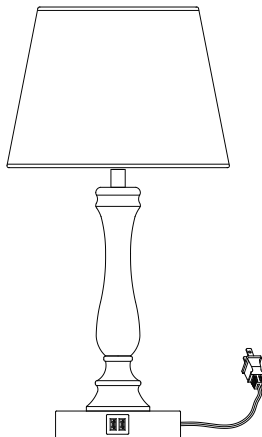




Touch Dimmable Table Lamp

SKU: HLTL06B
[Instruction Manual]



Thank you for your purchase.
Please contact us if you have any questions.
We will get back to you within 24 hours.
Email: support@dewenwils.com
Please attach your Order ID so that
we can serve you better.

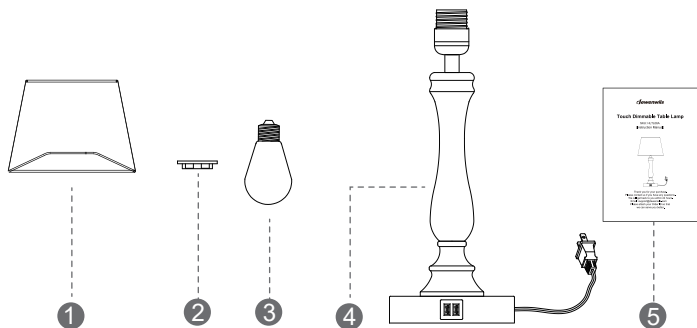
CAUTION

1. Before assembly, place all parts out on a clean flat surface and inspect each part for defects that may have occurred during shipping.
2. Inspect wire insulation for any cuts, abrasions or exposed copper that may have resulted during shipping. If there are any defects in the wire, DO NOT continue to assemble. Please send an email to our Customer Service immediately (Support@dewenwils.com).
3. Consult a qualified electrician if you have any electrical questions.
4. Never drape clothes over the lamp.
5. To reduce the likelihood of tipping over, we recommend don't place the lamp at the edge of table and keep children and pets away.
6. To prevent children from suffocating and choking, keep them away from packing materials.
7. Please keep this manual and hand it over when you transfer the product.

IMPORTANT SAFETY INSTRUCTIONS

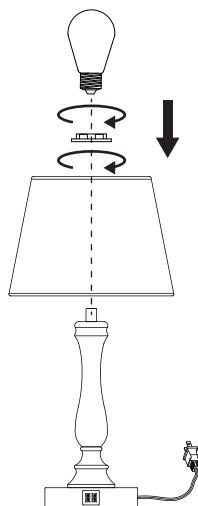
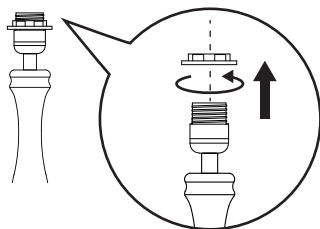
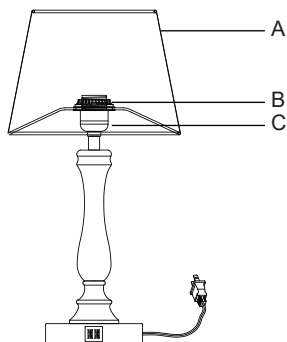
This portable lamp has a polarized plug (one blade is wider than the other) as a safety feature to reduce the risk of electric shock. This plug will fit in a polarized outlet only one way. If the plug does not fit fully in the outlet, reverse the plug. If it still does not fit, contact a qualified electrician. Never use with an extension cord unless the plug can be fully inserted. Do not alter the plug.

Packing List:



Part	Description	Quantity
1	Linen Shade	1
2	Socket Ring	1
3	Dimmable Bulb	1
4	Table Lamp	1
5	Instruction Manual	1

ASSEMBLY INSTRUCTIONS



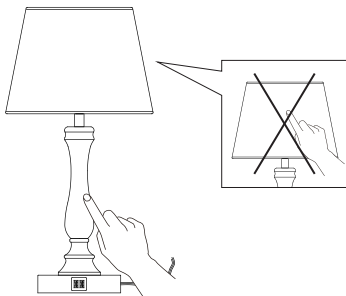
1. Screw down the socket ring (B) first.
2. Place the shade (A) on socket (C) then screw on the socket ring (B) to fix the shade.
3. Screw the Dimmable Bulb (Included) clockwise onto socket (C) until tight.

NOTE:

If you need to replace the bulb and also want to dimming , please buy Standard Medium E26 Dimmable bulbs.

FUNCTIONS

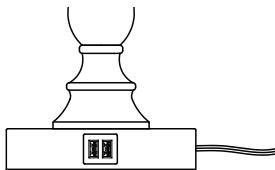
1. Overall touch switch



2. Three-stage dimmable



3. USB 5V 2.1A



Specifications

- Product Height: 19 IN
- Base Diameter: 5.5 IN
- Wire Length: 65 IN
- Materials: Metal, Linen
- Input Voltage: 120VAC 60Hz
- Max. Load Power: Incandescent Bulb 60W or LED Bulb 12W
- Socket Type: Standard Medium E26
- Bulb: Dimmable 7W 3000K

One Year Limited Warranty

DEWENWILS warrants this product to be free from defects in material and workmanship for a period of one year from the date of purchase.

Warranty is void if damage is caused by misuse or improper installation.

Email: support@dewenwils.com.

Our dedicated customer service team will get back to you within 24 hours.