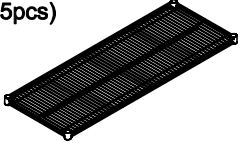
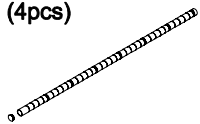

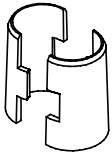


# HDX

## Assembly Instruction

### 5 Shelf Storage Unit

\*\*\*Caution: Please read all instructions carefully before starting the assembly process. These parts are cumbersome and heavy. Therefore, two people are recommended in order to prevent personal injury and insure the parts are not damaged during the assembly

<p>a)</p> <p>- Shelves (5pcs)</p> 	<p>b)</p> <p>- Top Poles (4pcs)</p> 	<p>c)</p> <p>- Bottom Poles (4pcs)</p> 	<p>d)</p> <p>- Plastic caps (40pcs) and rechange (2pcs)</p> 
<p>e)</p> <p>- Levelers (4pc)</p> 